SPST RF SWITCH
MODEL *TWP2214*

Package: 6 Lead Flatpack (FP12)
Also Available In: Connectorized Housings

Features

- DC - 3.0 GHz
- RF2 Terminated in "OFF" Position
- Fast Switching Speed: 10 ns Typical
- OperatingTemp. -55 ºC to + 85 ºC
- Environmental Screening Available

Maximum Ratings

Ambient Operating Temperature ..... -55ºC to +100 ºC
Storage Temperature ..... -65ºC to +125 ºC
Case Temperature ..... +125 ºC
DC Voltage ..... -8.5 Volts
Continuous RF Input Power ..... +30 dBm

Specifications

CHARACTERISTIC		TYPICAL Ta = 25 ºC	MIN/MAX Ta = -55 ºC to +85 ºC
Frequency		DC - 3.0 GHz	DC - 3.0 GHz
Insertion Loss (dB)		0.8	1.5 Max.
Isolation (dB)		≥40	27 Min.
VSWR	In Out	<1.25:1 <1.5:1	1.8:1Max. 1.8:1 Max.
Control Input High	Vdc mA	-5.0 to -8.0 0.05	-8.0 Max. 0.30 Max.
Control Input Low	Vdc mA	0 to -0.2 0.010	0 Max. 0.030 Max.
Switching Speed (ns)		10	10 Max.

Note: Care should always be taken to effectively ground the case of each unit.

Pin Layout

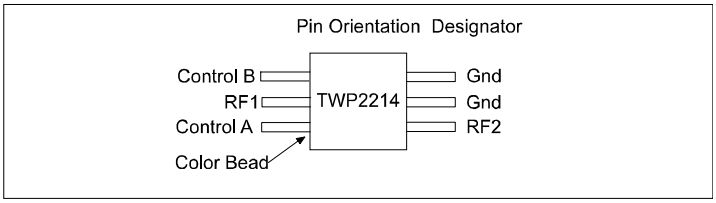

Truth Table

Control Input		Switch Position
A	**B**	**RF1 to RF2**
High	Low	ON
Low	High	OFF

Typical Performance Data

Insertion Loss (dB)

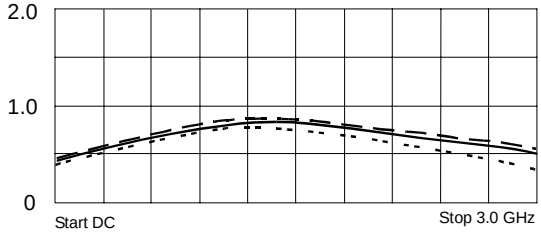

Input VSWR

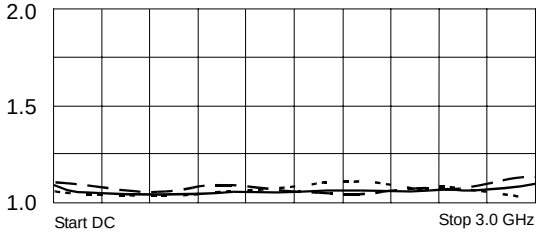

Isolation (dB)

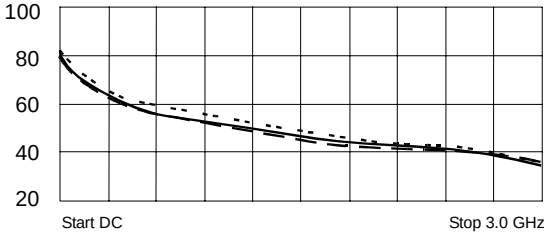

Output VSWR

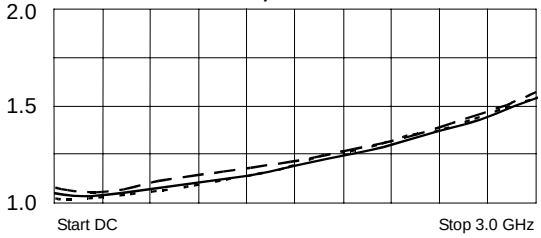

Legend ——— *+ 25 ºC* — — — — *+85 ºC* – – – – – – *-55 ºC*

Spectrum Microwave · 2144 Franklin Drive N.E. · Palm Bay, Florida 32905 · PH (888) 553-7531 · Fax (888) 553-7532
www.SpectrumMicrowave.com *Spectrum Microwave · 2707 Black Lake Place · Philadelphia, Pennsylvania 19154 · PH (215) 464-4000 · Fax (215) 464-4001*

Rev. 3/28/08