SPDT RF SWITCH
MODEL *TWK2201*

Package: 8 Pin TO-5 (T2)

Also Available In: Connectorized Housings

Features

- DC - 3000 MHz
- Fast Switching Speed: 25 ns Typical
- RF1, RF2 Reflective in "OFF" State
- Reflective
- Environmental Screening Available

Absolute Maximum (No Damage) Ratings

Ambient Operating Temperature ..... -55ºC to +100 ºC
Storage Temperature ..... -65ºC to +125 ºC
Case Temperature ..... +125 ºC
DC Voltage ..... -8.5 Volts
Continuous RF Input Power ..... +30 dBm

Specifications

CHARACTERISTIC		TYPICAL Ta = 25 ºC	MIN/MAX Ta = -55 ºC to +85 ºC
Frequency		DC - 3000 MHz	DC - 3000 MHz
Insertion Loss (dB)		1.0	1.3 Max.
Isolation (dB)		30	21 Min.
VSWR	"ON" "OFF"	<1.75 <1.75	2.0:1 Max. 2.0:1 Max.
Control Input High	Vdc mA	-5.0 to -8.0 0.30	-8.0 Max. 1.00 Max.
Control Input Low	Vdc mA	0 to -0.2 0.010	0 Max. 0.030 Max.
Switching Speed (ns)		25	30 Max.

Note: Care should always be taken to effectively ground the case of each unit.

Pin Layout

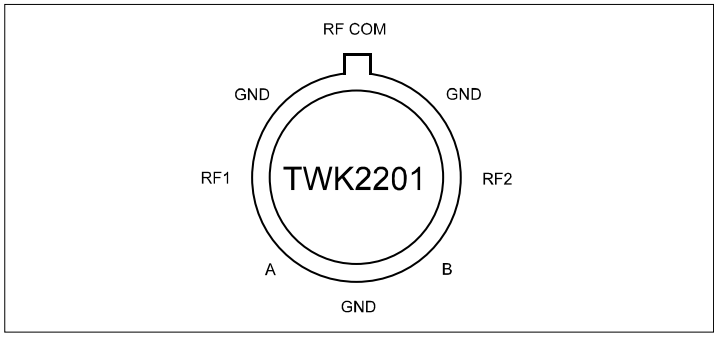

Truth Table

Control Input		Switch State	
		RF Common to:	
A	B	RF1	RF2
High Low	Low High	ON OFF	OFF ON

Typical Performance Data

Insertion Loss (dB)

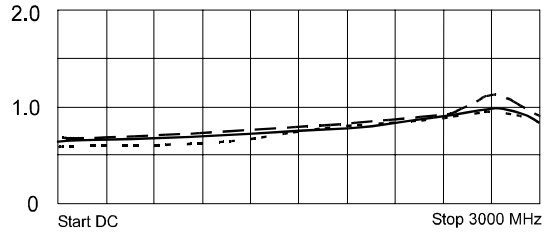

"ON" VSWR

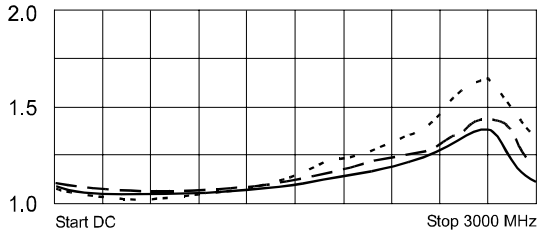

Isolation (dB)

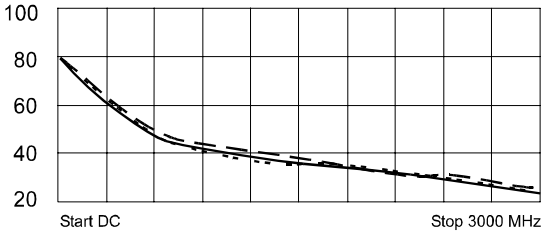

"OFF" VSWR

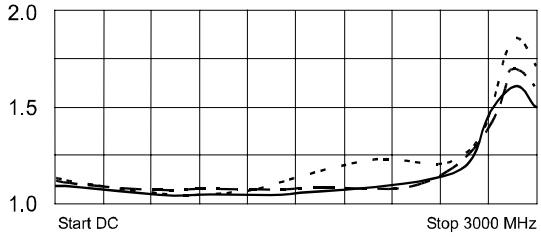

Legend ——— *+ 25 ºC* — — — — *+85 ºC* - - - - - - *-55 ºC*

Spectrum Microwave · 2144 Franklin Drive N.E. · Palm Bay, Florida 32905 · PH (888) 553-7531 · Fax (888) 553-7532

Rev. 9/27/10

www.SpectrumMicrowave.com *Spectrum Microwave · 2707 Black Lake Place · Philadelphia, Pennsylvania 19154 · PH (215) 464-4000 · Fax (215) 464-4001*