Total Power International, Inc.

TPIBU100 SERIES

100W Open Frame Type
Industrial Power Supplies

Features:

- Wide Operating Voltage 90 to 260 VAC,47 to 63 Hz
- Internal EMI filter
- Single Output
- Active Power Factor Correction
- Size: 3"x5"x1.18"
- Operating temperature -20~70°C
- Class I
- 3 year warranty



Electrical Characteristics:

Vin	**Safety Approvals Input Voltage Range**		100~240VAC
	Operate Voltage Range		90~260VAC
fin	**Input Frequency**		47~63Hz
PF	**Power Factor Correction**	Io=Full load, Vin=240VAC	0.95~1
Po	**Output Power Range**		See rating chart
Vo	**Output Voltage Range**		See rating chart
Io	**Output Current Range**		See rating chart
Iil	**Input Current (Low Line)**	Io=Full load, Vin=100VAC	2.0A (max.)
Iih	**Input Current (High Line)**	Io=Full load, Vin=240VAC	2.0A (max.)
Ir	**Low Line Inrush Current**	Io=Full load, 25°C, Cool start, Vin=115VAC	50A (max.)
	High Line Inrush Current	Io=Full load, 25°C, Cool start, Vin=230VAC	100A (max.)
Eff	**Efficiency**	Io=Full Load, Vin=230VAC	70~85%
REG-i	**Line Regulation**	Io=Full Load	0.5~1%
REG-o	**Load Regulation**	Vin=230VAC	2~5%
OVP	**Over Voltage Protection**	Over Voltage Protection	112~132%
OCP	**Over Current Protection**	Over Current Protection	110~150%
Ttr	**Time of Transient Response**	Io=Full Load to Half Load, Vin=100VAC	4mS (max.)
Th	**Hold-Up Time**	Io=Full Load, Vin=110VAC	16mS (min.)
Ts	**Start Up Time**	Io=Full Load, Vin=100VAC	3S (max.)
Vp-p	**Ripple & Noise(Peak to Peak)**	Full Load, Vin=90VAC	1% (max.)
Ilk	**Safety Ground Leakage Current**	Vin=240VAC/60Hz	0.75mA (max.)
TC	**Temperature Coefficient**	All output	±0.04%/°C
Pno	**No-Load Power Consumption**	No load, Vin=230VAC	See rating chart
Vps	**Dielectric Withstanding Voltage for Primary to secondary**	Primary to secondary	4242VDC (min.)
Vpg	**Dielectric Withstanding Voltage for Primary to PE**	Primary to PE	2594VDC (min.)
Ris	**Isolation Resistance**	Test Voltage=500VDC	50MΩ (min.)

Note: The Ripple & Noise which is under 3.3VDC at 2% max

Environmental

To	**Operating Temperature**	See derating curve
Ts	**Storage Temperature**	-40~85°C
Ho	**Operating Humidity**	0~95%
Hr	**Storage Humidity**	0~95%
MTBF	**Operating Temperature at 25°C , Calculated per MIL-HDBK-217F**	0.1M Hrs (min.)
Pd	**Derate linearly from 100% load at 50°C to 50% load at 70°C**	

Application:

- Industrial PC
- Electrical Test & Measurement Instruments
- Communication equipment
- AV equipment

Safety Approvals:

UL/c-UL(UL 60950-1:2nd Edition)
TUV/GS(EN 60950-1:2nd Edition)

Total Power International, Inc.

TPIBU100 SERIES

100W Open Frame Type
Industrial Power Supplies

Output Voltage And Current Rating Chart (Single Output) :

Model Number	Output Voltage	Output Current	Total Regulation	Max. Output Power	Pno (max.)
TPIBU100-101	3 ~ 5 VDC	18.00 ~ 10.80 A	5%	54W	6W
TPIBU100-102	5 ~ 6 VDC	14.00 ~ 11.66 A	5%	70W	6W
TPIBU100-103	6 ~ 9 VDC	13.33 ~ 8.88 A	5%	80W	6W
TPIBU100-104	9 ~ 11 VDC	11.11 ~ 9.09 A	5%	100W	6W
TPIBU100-105	11 ~ 13 VDC	9.09 ~ 7.69 A	3%	100W	6W
TPIBU100-106	13 ~ 16 VDC	7.69 ~ 6.25 A	3%	100W	6W
TPIBU100-107	16 ~ 21 VDC	6.25 ~ 4.76 A	3%	100W	6W
TPIBU100-108	21 ~ 27 VDC	4.76 ~ 3.70 A	2%	100W	6W
TPIBU100-109	27 ~ 33 VDC	3.70 ~ 3.03 A	2%	100W	6W
TPIBU100-110	33 ~ 40 VDC	3.03 ~ 2.50 A	2%	100W	6W
TPIBU100-111	40 ~ 50 VDC	2.50 ~ 2.00 A	2%	100W	6W

PIN CHART

PIN / MODEL	1	2	3	4	5	6	7	8	9	10	11	12	13
TPIBU100-1XX	OUT	OUT	OUT	OUT	OUT	OUT	RTN	RTN	RTN	RTN	RTN	RTN	N/C

Mechanical Specifications:

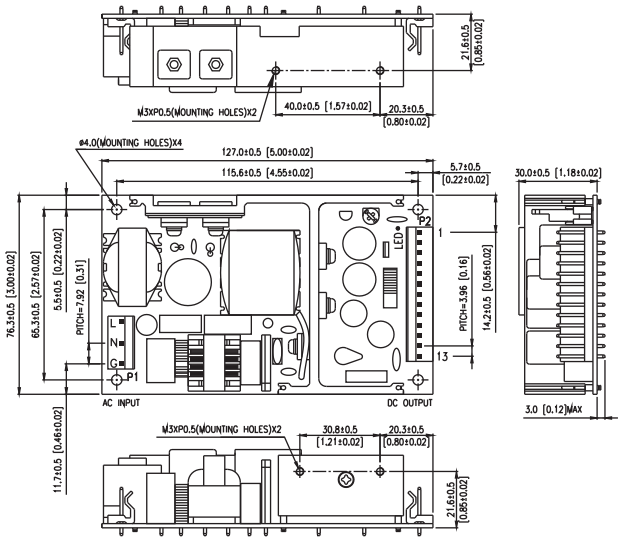

Note:
1. Dimensions are shown in mm.
2. Weight: 345gs approx.
3. Input connector mates with Molex housing 09-52-4054 and Molex 2478 series crimp terminal .
4. Output connector mates with Molex housing 09-52-4134 and Molex 2478 series crimp terminal.

Derating Cruve :

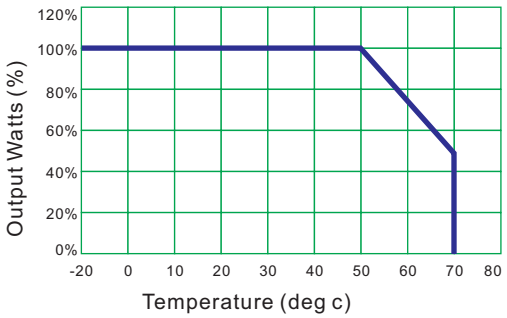

1. Operating Temperature: -20 to 70°C
2. Derate linearly from 100% load at 50°C to 50% load at 70°C