+ TOSHIBA Field Effect Transistor Silicon N Channel MOS Type (Ultra High speed U-MOSIII)

TPCM8001-H

High Speed and High Efficiency DC-DC Converters
Notebook PC Applications
Portable Equipment Applications

- Small footprint due to small and thin package
- High speed switching
- Small gate charge: Q_g =19 nC (typ.)
- Low drain-source ON resistance: $R_{DS\ (ON)}$ = 7 mO (typ.)
- High forward transfer admittance: $|Y_{fs}|$ =36 S (typ.)
- Low leakage current: I_{DSS} = 10 µA (max) (V_{DS} = 30 V)
- Enhancement mode: V_{th} = 1.1 to 2.3 V (V_{DS} = 10 V, I_D = 1 mA)

Unit: mm

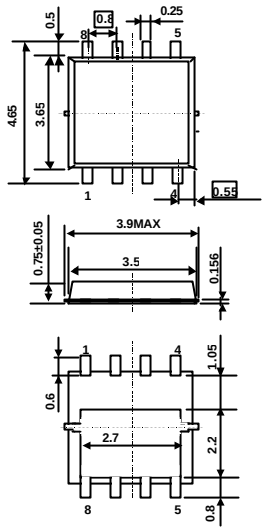

1,2,3 : SOURCE 4 : GATE
5,6,7,8 : DRAIN

JEDEC	?
JEITA	?
TOSHIBA	

Weight: g (typ.)

Maximum Ratings (Ta = 25°C)

Characteristics		Symbol	Rating	Unit
Drain-source voltage		V_{DSS}	30	V
Drain-gate voltage (R_{GS} = 20 kΩ)		V_{DGR}	30	V
Gate-source voltage		V_{GSS}	±20	V
Drain current	DC (Note 1)	I_D	20	A
	Pulsed (Note 1)	I_{DP}	60	
Drain power dissipation (Tc=25°C)		P_D	TBD	W
Drain power dissipation (t = 10 s) (Note 2a)		P_D	TBD	W
Drain power dissipation (t = 10 s) (Note 2b)		P_D	TBD	W
Single pulse avalanche energy (Note 3)		E_{AS}	TBD	mJ
Avalanche current		I_{AR}	TBD	A
Repetitive avalanche energy (Tc=25°C) (Note 4)		E_{AR}	TBD	mJ
Channel temperature		T_{ch}	150	°C
Storage temperature range		T_{stg}	–55 to 150	°C

Note: For (Note 1), (Note 2), (Note 3), (Note 4), please refer to the next page.

This transistor is an electrostatic sensitive device. Please handle with caution.

Circuit Configuration

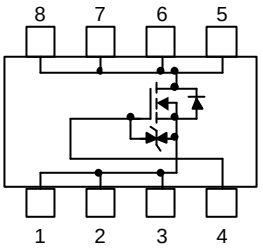

Thermal Characteristics

Characteristics	Symbol	Max	Unit
Thermal resistance, channel to case (Tc=25°C)	$R_{th\ (ch\text{-}c)}$	TBD	°C/W
Thermal resistance, channel to ambient (t = 10 s) (Note 2a)	$R_{th\ (ch\text{-}a)}$	TBD	°C/W
Thermal resistance, channel to ambient (t = 10 s) (Note 2b)	$R_{th\ (ch\text{-}a)}$	TBD	°C/W

Marking (Note 5)

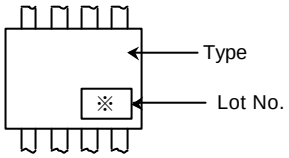

Note 1: Please use devices on condition that the channel temperature is below 150°C.

Note 2: (a) Device mounted on a glass-epoxy board (a) (b) Device mounted on a glass-epoxy board (b)

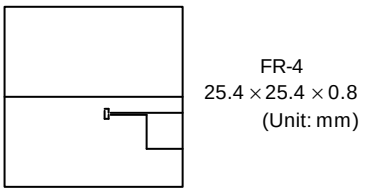

(a)

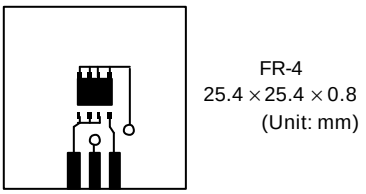

(b)

Note 3: V_{DD} = 24 V, T_{ch} = 25°C (initial), L = mH, R_G = 25 Ω, I_{AR} = A

Note 4: Repetitive rating: pulse width limited by max channel temperature

Note 5: * Weekly code: (Three digits)

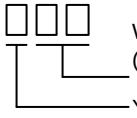

Week of manufacture
(01 for first week of year, continues up to 52 or 53)

Year of manufacture
(One low-order digits of calendar year)

Electrical Characteristics (Ta = 25°C)

Characteristics		Symbol	Test Condition	Min	Typ.	Max	Unit
Gate leakage current		I_{GSS}	V_{GS} = ±16 V, V_{DS} = 0 V	—	—	±10	μA
Drain cut-OFF current		I_{DSS}	V_{DS} = 30 V, V_{GS} = 0 V	—	—	10	μA
Drain-source breakdown voltage		$V_{(BR)\ DSS}$	I_D = 10 mA, V_{GS} = 0 V	30	—	—	V
		$V_{(BR)\ DSX}$	I_D = 10 mA, V_{GS} = −20 V	15	—	—	
Gate threshold voltage		V_{th}	V_{DS} = 10 V, I_D = 1 mA	1.1	—	2.3	V
Drain-source ON resistance		$R_{DS\ (ON)}$	V_{GS} = 4.5 V, I_D = 10 A	—	10	14	mΩ
			V_{GS} = 10 V, I_D = 10 A	—	7	9.5	
Forward transfer admittance		$\|Y_{fs}\|$	V_{DS} = 10 V, I_D = 10 A	18	36	—	S
Input capacitance		C_{iss}	V_{DS} = 10 V, V_{GS} = 0 V, f = 1 MHz	—	1130	—	pF
Reverse transfer capacitance		C_{rss}		—	120	—	
Output capacitance		C_{oss}		—	480	—	
Switching time	Rise time	t_r	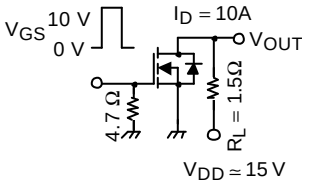 Duty ≤ 1%, t_w = 10 μs	—	2.5	—	ns
	Turn-ON time	t_{on}		—	9	—	
	Fall time	t_f		—	3	—	
	Turn-OFF time	t_{off}		—	19	—	
Total gate charge (gate-source plus gate-drain)		Q_g	V_{DD} ≃ 24 V, V_{GS} = 10 V, I_D = 20 A	—	19	—	nC
			V_{DD} ≃ 24 V, V_{GS} = 5 V, I_D = 20 A	—	11	—	
Gate-source charge 1		Q_{gs1}	V_{DD} ≃ 24 V, V_{GS} = 10 V, I_D = 20 A	—	3.9	—	
Gate-drain ("miller") charge		Q_{gd}		—	4.0	—	
Gate switch charge		Q_{SW}		—	6.0	—	

Source-Drain Ratings and Characteristics (Ta = 25°C)

Characteristics		Symbol	Test Condition	Min	Typ.	Max	Unit
Drain reverse current	Pulse (Note 1)	I_{DRP}	—	—	—	60	A
Forward voltage (diode)		V_{DSF}	I_{DR} = 20 A, V_{GS} = 0 V	—	—	−1.2	V

RESTRICTIONS ON PRODUCT USE

030619EAA

- The information contained herein is subject to change without notice.
- The information contained herein is presented only as a guide for the applications of our products. No responsibility is assumed by TOSHIBA for any infringements of patents or other rights of the third parties which may result from its use. No license is granted by implication or otherwise under any patent or patent rights of TOSHIBA or others.
- TOSHIBA is continually working to improve the quality and reliability of its products. Nevertheless, semiconductor devices in general can malfunction or fail due to their inherent electrical sensitivity and vulnerability to physical stress. It is the responsibility of the buyer, when utilizing TOSHIBA products, to comply with the standards of safety in making a safe design for the entire system, and to avoid situations in which a malfunction or failure of such TOSHIBA products could cause loss of human life, bodily injury or damage to property.
  In developing your designs, please ensure that TOSHIBA products are used within specified operating ranges as set forth in the most recent TOSHIBA products specifications. Also, please keep in mind the precautions and conditions set forth in the "Handling Guide for Semiconductor Devices," or "TOSHIBA Semiconductor Reliability Handbook" etc..
- The TOSHIBA products listed in this document are intended for usage in general electronics applications (computer, personal equipment, office equipment, measuring equipment, industrial robotics, domestic appliances, etc.). These TOSHIBA products are neither intended nor warranted for usage in equipment that requires extraordinarily high quality and/or reliability or a malfunction or failure of which may cause loss of human life or bodily injury ("Unintended Usage"). Unintended Usage include atomic energy control instruments, airplane or spaceship instruments, transportation instruments, traffic signal instruments, combustion control instruments, medical instruments, all types of safety devices, etc.. Unintended Usage of TOSHIBA products listed in this document shall be made at the customer's own risk.
- TOSHIBA products should not be embedded to the downstream products which are prohibited to be produced and sold, under any law and regulations.