ASTRODYNE

75W Triple Output with PFC Function

TP-75 series



■ Features :

- Universal AC input / Full range
- Built-in active PFC function, PF>0.95
- Protections:Short circuit/Over load/Over voltage
- Low profile: 33mm thickness
- LED indicator for power on
- Cooling by free air convection
- Fixed switching frequency at PFC:67KHz PWM:134KHz
- 3 years warranty

SPECIFICATION

MODEL		TP-75A			TP-75B			TP-75C		
OUTPUT	OUTPUT NUMBER	CH1	CH2	CH3	CH1	CH2	CH3	CH1	CH2	CH3
	DC VOLTAGE	5V	12V	-5V	5V	12V	-12V	5V	15V	-15V
	RATED CURRENT	7A	3A	0.6A	7A	3A	0.4A	6A	2.5A	0.5A
	CURRENT RANGE	1.5 ~ 10A	0.2 ~ 4A	0 ~ 0.6A	1.5 ~ 10A	0.2 ~ 4A	0 ~ 0.6A	1.5 ~ 10A	0.2 ~ 3A	0 ~ 0.6A
	RATED POWER	74W			75.8W			75W		
	RIPPLE & NOISE (max.) Note.2	100mVp-p	120mVp-p	100mVp-p	100mVp-p	120mVp-p	120mVp-p	100mVp-p	120mVp-p	120mVp-p
	VOLTAGE ADJ. RANGE	CH1: 4.75 ~ 5.5V								
	VOLTAGE TOLERANCE Note.3	±3.0%	±4.0%	±8.0%	±3.0%	±4.0%	±8.0%	±3.0%	±4.0%	±8.0%
	LINE REGULATION	±1.0%	±1.0%	±1.0%	±1.0%	±1.0%	±1.0%	±1.0%	±1.0%	±1.0%
	LOAD REGULATION	±3.0%	±4.0%	±8.0%	±3.0%	±4.0%	±8.0%	±3.0%	±4.0%	±8.0%
	SETUP, RISE TIME	800ms, 60ms at full load								
	HOLD TIME (Typ.)	36ms at full load								
INPUT	VOLTAGE RANGE Note.5	90 ~ 264VAC 127 ~ 370VDC								
	FREQUENCY RANGE	47 ~ 63Hz								
	POWER FACTOR (Typ.)	PF>0.95/230VAC PF>0.98/115VAC at full load								
	EFFICIENCY (Typ.)	70%								
	AC CURRENT (Typ.)	1.5A/115VAC 0.8A/115VAC								
	INRUSH CURRENT (Typ.)	COLD START 20A/230VAC								
	LEAKAGE CURRENT	<2mA / 240VAC								
PROTECTION	OVER LOAD	105 ~ 150% rated output power								
		Protection type : Hiccup mode, recovers automatically after fault condition is removed								
	OVER VOLTAGE	5.75 ~ 6.75V on +5V								
		Protection type : Shut down o/p voltage, re-power on to recover								
ENVIRONMENT	WORKING TEMP.	-10 ~ +60℃ (Refer to output load derating curve)								
	WORKING HUMIDITY	20 ~ 90% RH non-condensing								
	STORAGE TEMP., HUMIDITY	-20 ~ +85℃, 10 ~ 95% RH								
	TEMP. COEFFICIENT	±0.03%/℃ (0 ~ 50℃)								
	VIBRATION	10 ~ 500Hz, 2G 10min./1cycle, 60min. each along X, Y, Z axes								
SAFETY & EMC (Note 4)	SAFETY STANDARDS	UL60950-1, TUV EN60950-1 Approved								
	WITHSTAND VOLTAGE	I/P-O/P:3KVAC I/P-FG:1.5KVAC O/P-FG:0.5KVAC 1min.								
	ISOLATION RESISTANCE	I/P-O/P, I/P-FG, O/P-FG:100M Ohms/500VDC								
	EMI CONDUCTION & RADIATION	Compliance to EN55022 (CISPR22) Class B								
	HARMONIC CURRENT	Compliance to EN61000-3-2,-3								
	EMS IMMUNITY	Compliance to EN61000-4-2,3,4,5,6,8,11; ENV50204, EN55024, Light industry level, criteria A								
OTHERS	MTBF	198.4K hrs min. MIL-HDBK-217F (25℃)								
	DIMENSION	179*99*33mm (L*W*H)								
	PACKING	0.65Kg; 20pcs/12.7Kg/0.64CUFT								
NOTE	1. All parameters NOT specially mentioned are measured at 230VAC input, rated load and 25℃ of ambient temperature. 2. Ripple & noise are measured at 20MHz of bandwidth by using a 12" twisted pair-wire terminated with a 0.1uf & 47uf parallel capacitor. 3. Tolerance : includes set up tolerance, line regulation and load regulation. 4. The power supply is considered a component which will be installed into a final equipment. The final equipment must be re-confirmed that it still meets EMC directives. 5. Derating may be needed under low input voltages. Please check the derating curve for more details.									

WWW.ASTRODYNE.COM

300 Myles Standish Blvd., Taunton, MA 02780
Ph: 1-800-823-8082 Fax: 508-823-8181

ASTRODYNE

75W Triple Output with PFC Function

TP-75 series



■ Features :

- Universal AC input / Full range
- Built-in active PFC function, PF>0.95
- Protections:Short circuit/Over load/Over voltage
- Low profile: 33mm thickness
- LED indicator for power on
- Cooling by free air convection
- Fixed switching frequency at PFC:67KHz PWM:134KHz
- 3 years warranty

SPECIFICATION

MODEL		TP-75D			TP-7503		
OUTPUT	OUTPUT NUMBER	CH1	CH2	CH3	CH1	CH2	CH3
	DC VOLTAGE	5V	24V	12V	5V	3.3V	12V
	RATED CURRENT	7A	1.5A	0.4A	9A	8A	0.3A
	CURRENT RANGE	1.5 ~ 10A	0.2 ~ 2.5A	0 ~ 0.6A	1.5 ~ 10A	0.2 ~ 8A	0 ~ 0.6A
	RATED POWER	75.8W			75W		
	RIPPLE & NOISE (max.) Note.2	100mVp-p	120mVp-p	120mVp-p	100mVp-p	50mVp-p	120mVp-p
	VOLTAGE ADJ. RANGE	CH1: 4.75 ~ 5.5V					
	VOLTAGE TOLERANCE Note.3	±3.0%	±4.0%	±8.0%	±3.0%	±4.0%	±8.0%
	LINE REGULATION	±1.0%	±1.0%	±1.0%	±1.0%	±1.0%	±1.0%
	LOAD REGULATION	±3.0%	±4.0%	±8.0%	±3.0%	±4.0%	±8.0%
	SETUP, RISE TIME	800ms, 60ms at full load					
	HOLD TIME (Typ.)	36ms at full load					
INPUT	VOLTAGE RANGE Note.5	90 ~ 264VAC 127 ~ 370VDC					
	FREQUENCY RANGE	47 ~ 63Hz					
	POWER FACTOR	PF>0.95/230VAC PF>0.98/115VAC at full load					
	EFFICIENCY (Typ.)	70%					
	AC CURRENT	1.5A/115VAC 0.8A/115VAC					
	INRUSH CURRENT (max.)	COLD START 20A/230VAC					
	LEAKAGE CURRENT	<2mA / 240VAC					
PROTECTION	OVER LOAD	105 ~ 150% rated output power					
		Protection type : Hiccup mode, recovers automatically after fault condition is removed					
	OVER VOLTAGE	5.75 ~ 6.75V on +5V					
		Protection type : Shut down o/p voltage, re-power on to recover					
ENVIRONMENT	WORKING TEMP.	-10 ~ +60℃ (Refer to output load derating curve)					
	WORKING HUMIDITY	20 ~ 90% RH non-condensing					
	STORAGE TEMP., HUMIDITY	-20 ~ +85℃, 10 ~ 95% RH					
	TEMP. COEFFICIENT	±0.03%/℃ (0 ~ 50℃)					
	VIBRATION	10 ~ 500Hz, 2G 10min./1cycle, 60min. each along X, Y, Z axes					
SAFETY & EMC (Note 4)	SAFETY STANDARDS	UL60950-1, TUV EN60950-1 Approved					
	WITHSTAND VOLTAGE	I/P-O/P:3KVAC I/P-FG:1.5KVAC O/P-FG:0.5KVAC 1min.					
	ISOLATION RESISTANCE	I/P-O/P, I/P-FG, O/P-FG:100M Ohms/500VDC					
	EMI CONDUCTION & RADIATION	Compliance to EN55022 (CISPR22) Class B					
	HARMONIC CURRENT	Compliance to EN61000-3-2,-3					
	EMS IMMUNITY	Compliance to EN61000-4-2,3,4,5,6,8,11; ENV50204, EN55024, Light industry level, criteria A					
OTHERS	MTBF	198.4K hrs min. MIL-HDBK-217F (25℃)					
	DIMENSION	179*99*33mm (L*W*H)					
	PACKING	0.65Kg; 20pcs/12.7Kg/0.64CUFT					
NOTE	1. All parameters NOT specially mentioned are measured at 230VAC input, rated load and 25℃ of ambient temperature. 2. Ripple & noise are measured at 20MHz of bandwidth by using a 12" twisted pair-wire terminated with a 0.1uf & 47uf parallel capacitor. 3. Tolerance : includes set up tolerance, line regulation and load regulation. 4. The power supply is considered a component which will be installed into a final equipment. The final equipment must be re-confirmed that it still meets EMC directives. 5. Derating may be needed under low input voltages. Please check the derating curve for more details.						

300 Myles Standish Blvd., Taunton, MA 02780
Ph: 1-800-823-8082 Fax: 508-823-8181

ASTRODYNE

75W Triple Output with PFC Function

TP-75 series

■ Mechanical Specification

Case No. 920A Unit:mm

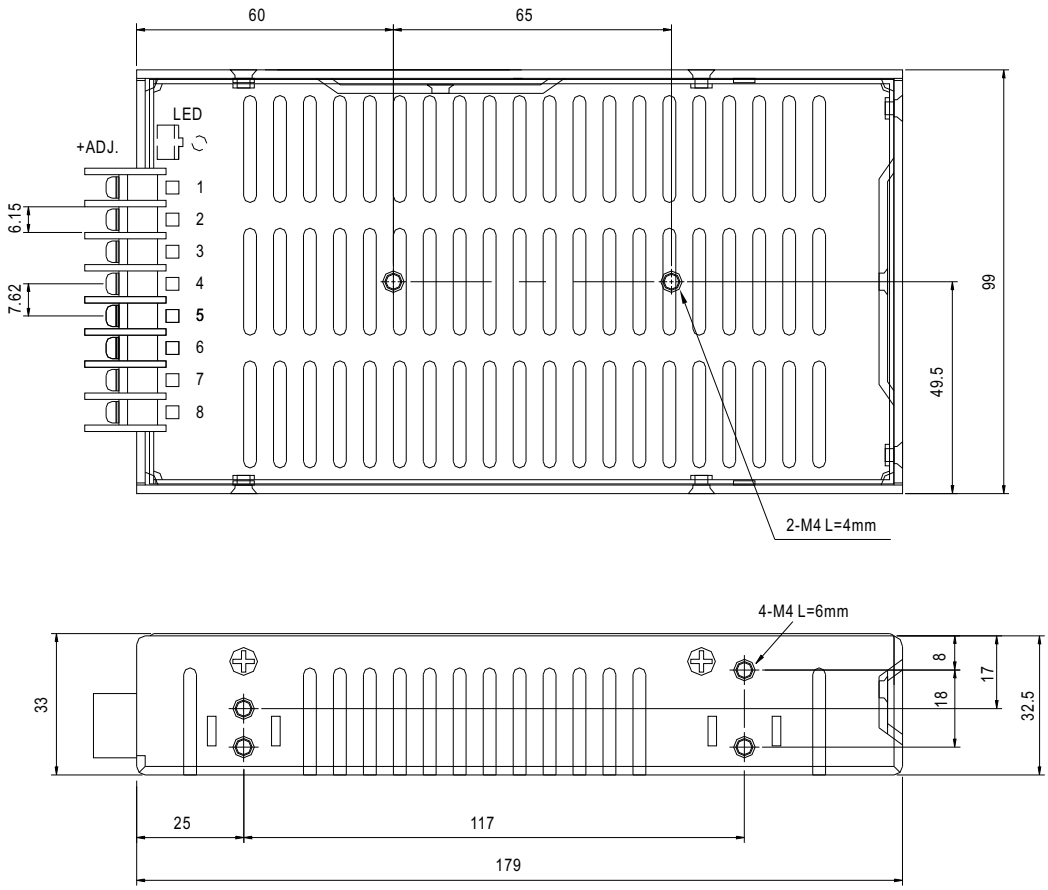

Terminal pin number assignment :

Pin No.	Assignment	Pin No.	Assignment
1	DC OUTPUT +V2	6	FG ⏚
2,3	COM	7	AC/N
4	DC OUTPUT +V1	8	AC/L
5	DC OUTPUT +V3		

■ Derating Curve

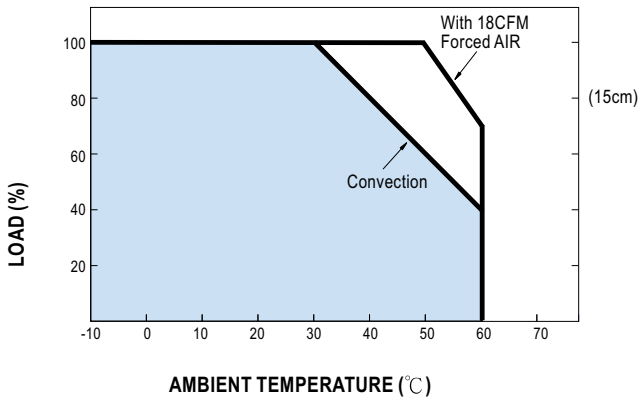

■ Output Derating VS Input Voltage

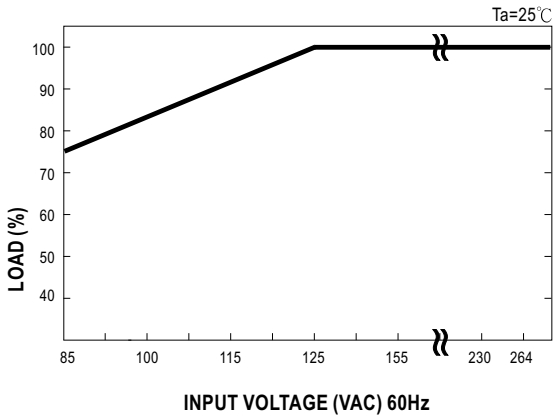

300 Myles Standish Blvd., Taunton, MA 02780
Ph: 1-800-823-8082 Fax: 508-823-8181