TAK CHEONG®

SEMICONDUCTOR

500 mW DO-35 Hermetically Sealed Glass Small Signal Schottky Diodes



AXIAL LEAD
DO35

DEVICE MARKING DIAGRAM

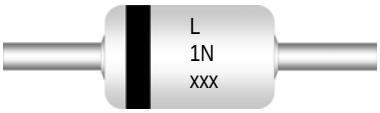

L : Logo
TC1Nxxxx : Device Code

Absolute Maximum Ratings

T_A = 25°C unless otherwise noted

Symbol	Parameter	Value		Units
		1N60	1N60P	
V_{RRM}	Peak Reverse Voltage	40	45	V
I_F	Forward Continuous Current	30	50	mA
I_{FSM}	Peak Forward Surge Current (t =1S)	150	500	mA
T_{STG} /T_J	Storage and Junction Temperature Range	-65 to +125		℃

These ratings are limiting values above which the serviceability of the diode may be impaired.

Specification Features:

- DO-35 Package (JEDEC)
- Through-Hole Device Type Mounting
- Hermetically Sealed Glass
- Compression Bonded Construction
- All External Surfaces Are Corrosion Resistant And Leads Are Readily Solderable
- RoHS Compliant
- Solder Hot Dip Tin (Sn) Terminal Finish.
- Cathode Indicated By Polarity Band

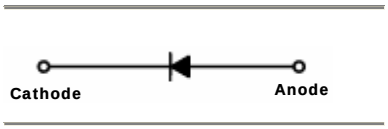

ELECTRICAL SYMBOL

Electrical Characteristics

T_A = 25°C unless otherwise noted

Symbol	Parameter	Test Condition	Type	Limits			Unit
				Min	Typ	Max	
V_F	Forward Voltage	I_F=1mA	1N60		0.32	0.5	Volts
			1N60P		0.24	0.5	
		I_F=30mA	1N60		0.65	1.0	Volts
		I_F=200mA	1N60P		0.65	1.0	Volts
I_R	Reverse Leakage Current	V_R=15V	1N60		0.1	0.5	uA
			1N60P		0.5	1.0	
C_J	Junction Capacitance	V_R=1V, f=1MHz	1N60		2.0		pF
		V_R=10V, f=1MHz	1N60P		6.0		
T_{RR}	Reverse Recovery Time	I_F=I_R=1mA, Irr=1mA, Rc=100Ω	1N60			1	nS
			1N60P				

Package Outline

Package	Case Outline
DO-35	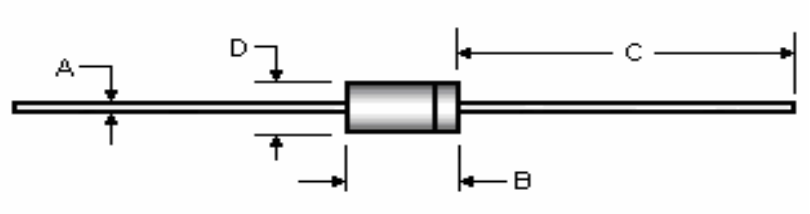

DIM	DO-35			
	Millimeters		Inches	
	Min	Max	Min	Max
A	0.46	0.55	0.018	0.022
B	3.05	5.08	0.120	0.200
C	25.40	38.10	1.000	1.500
D	1.53	2.28	0.060	0.090

Notes:

1. All dimensions are within JEDEC standard.
2. DO35 polarity denoted by cathode band.

NOTICE

The information presented in this document is for reference only. Tak Cheong reserves the right to make changes without notice for the specification of the products displayed herein.

The product listed herein is designed to be used with ordinary electronic equipment or devices, and not designed to be used with equipment or devices which require high level of reliability and the malfunction of with would directly endanger human life (such as medical instruments, transportation equipment, aerospace machinery, nuclear-reactor controllers, fuel controllers and other safety devices), Tak Cheong Semiconductor Co., Ltd., or anyone on its behalf, assumes no responsibility or liability for any damagers resulting from such improper use of sale.

This publication supersedes & replaces all information reviously supplied. For additional information, please visit our website http://www.takcheong.com, or consult your nearest Tak Cheong's sales office for further assistance.