Major League Electronics .100cl Thicker Box Connector Socket Strip - Vertical

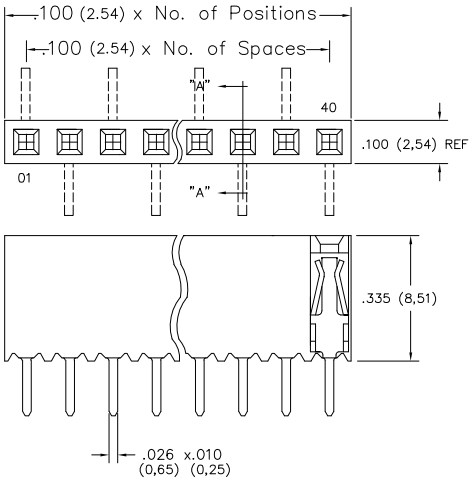

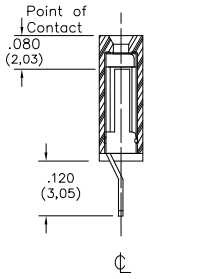

SECTION "A–A"

(–02) TOP ENTRY

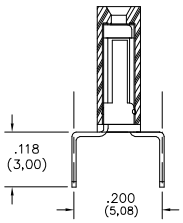

SECTION "A–A"

(–06) PASS THRU ENTRY

Tails may be clipped to achieve desired pin length

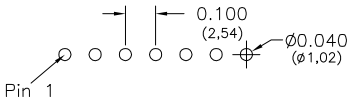

Recommended P.C. Board Layouts

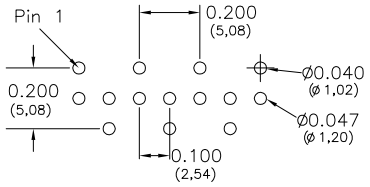

Ordering Information

TBCSS-1 [XX] – [S] – [XX] – [XX] – [XXX] – [LF]

- Pins Per Row: 03 - 40
- Row Specification: S = Single
- Pin Style: see table
- Plating Options: see table
- Polarized Position: Leave blank if not needed. If required, specify empty pin position, e.g. 012 for Pin 12
- Lead Free

Pin Style	
Top Entry	02
Pass Thru Entry	06

	Plating Options
H	- 30µ Gold on Contact Area / Matte Tin on Tail
T	- Matte Tin All Over
GT	- 10µ Gold on Contact Area / Matte Tin on Tail
F	- Gold Flash over Entire Pin
G	- 10µ Gold on Contact area / Flash on Tail

Specifications
Insertion Depth: .145 (3,68) to .250 (6,35)
Insertion Force - Per Contact - H Plating:
5oz. (1,39N) avg with .025 (0,64mm) sq. pin
Withdrawal Force - Per Contact - H Plating:
3oz. (0,83N) avg with .025 (0,64mm) sq. pin
Current Rating: 3.0 Ampere
Insulation Resistance: 1000MΩ Min.
Dielectric Withstanding: 600V AC
Contact Resistance: 20 mΩ Max.
Operating Temperature: -40°C to + 105°C
Max. Process Temperature:
Peak: 260°C up to 10 secs.
Process: 230°C up to 60 secs.
Wave: 260°C up to 6 secs.
Manual Solder: 350°C up to 5 secs.

Materials
Contact Material: Phosphor Bronze
Insulator Material: Nylon 6T
Plating: Au or Sn over 50µ" (1,27) Ni

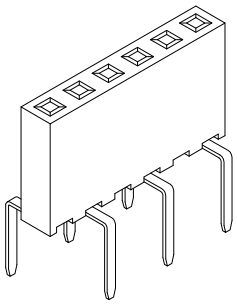

Mates with:

BSTC,	TSHCR,
BSTCM,	TSHCRE,
BSTCR,	TSHCRSM,
BSTCRSM,	TSHR,
BSTS,	TSHRE,
LBSTCM,	TSHS,
LTSHCR,	TSHSCM,
LTSHCRE,	TSHSM,
LTSHR,	ULTSHSM,
LTSHRE,	ULTSHC,
LTSHSM,	ULTHSCR
TSHC,	

Products cut to specific sizes are uncancellable/nonreturnable | Parts are subject to change without notice

TBCSS-1-SV SERIES	Thicker Box Connector Socket Strip Vertical	12 JAN 07	Scale NTS

UNLESS OTHERWISE SPECIFIED DIMENSIONS IN INCHES (MM) TOLERANCES ARE:
ONE PLACE DECIMALS ±.100
TWO PLACE DECIMALS ±.010
THREE PLACE DECIMALS ±.005
FOUR PLACE DECIMALS ±.0020
ANGLES ±5'

Major League ELECTRONICS

4235 Earnings Way, New Albany, Indiana, 47150, USA
1-800-782-3486 (USA/Canada/Mexico)
Tel: 812-944-7244
Fax: 812-944-7268
E-mail: mle@mlelectronics.com
Web: www.mlelectronics.com

Edition B

Revisions

Revision B - (6th May 2010)

Pin dimension changed:
Previously .020 (0.51) x .010 (0.25)
Now .026 (0.65) x .010 (0.25)

TBCSS-1-SV SERIES	Thicker Box Connector Socket Strip Vertical	12 JAN 07	Scale NTS

UNLESS OTHERWISE SPECIFIED DIMENSIONS IN INCHES (MM) TOLERANCES ARE:

ONE PLACE DECIMALS ±.100
TWO PLACE DECIMALS ±.010
THREE PLACE DECIMALS ±.005
FOUR PLACE DECIMALS ±.0020
ANGLES ±5°

Major League ELECTRONICS

4235 Earnings Way, New Albany, Indiana, 47150, USA
1-800-782-3486 (USA/Canada/Mexico)
Tel: 812-944-7244
Fax: 812-944-7268
E-mail: mle@mlelectronics.com
Web: www.mlelectronics.com

Edition B