TAI-SAW TECHNOLOGY CO., LTD.

No. 3, Industrial 2nd Rd., Ping-Chen Industrial District,
Tao-Yuan, 324, Taiwan, R.O.C.
TEL: 886-3-4690038 FAX: 886-3-4697532
E-mail: tstsales@mail.taisaw.com Web: www.taisaw.com

Approval Sheet for Product Specification

Issued Date:

Product Name: 490MHz IF SAW Filter (BW=15 MHz)

TST Parts No.: TB0715A

Customer Parts No.:_____

Company:_____

Division:_____

Approved by :_____

Date:_____

Checked by: Andy Yu Andy

Approval by: Francis Chen

Date: 03/10/2009

TAI-SAW TECHNOLOGY CO., LTD.

No.3, Industrial 2nd Rd., Ping-Chen Industrial District, Taoyuan, Taiwan, R.O.C.
TEL: 886-3-4690038 FAX: 886-3-4697532
E-mail: tstsales3@mail.taisaw.com Web: www.taisaw.com

SAW Filter 490MHz (SMD 5.0×5.0 mm)
MODEL NO.: TB0715A Rev. NO. 1.0

A. MAXIMUM RATING:

1.Input Power Level: 10 dBm
2.Operating Temperature: -20 °C ~ +70°C
3. Storage Temperature: -40 °C ~ +85 °C

RoHS Compliant
Lead free
Lead-free soldering

B. Characteristics :

Ambient Temperature: 25 °

Characteristics	Value			Note
	Min.	Typ.	Max.	
Center frequency F_C MHz	-	490	-	-
Minimum Insertion loss I.L. dB	-	10.9	15.0	-
3 dB Bandwidth MHz	15.0	16.2	-	-
40 dB Bandwidth	-	27.5	28.0	
Amplitude Ripple (Fc+/-5.0MHz) dB	-	0.3	1.0	-
Group-delay Ripple (Fc+/-6.0MHz) nsec	-	12	40	-
Temp Coefficient ppm/° C	-	-18	-	-
Attenuation (Reference level from Minimum insertion loss)				
506MHz dB	45	49	-	-

C.FREQUENCY CHRACTERISTICS:

(1) S21 Response:(span 200MHz)

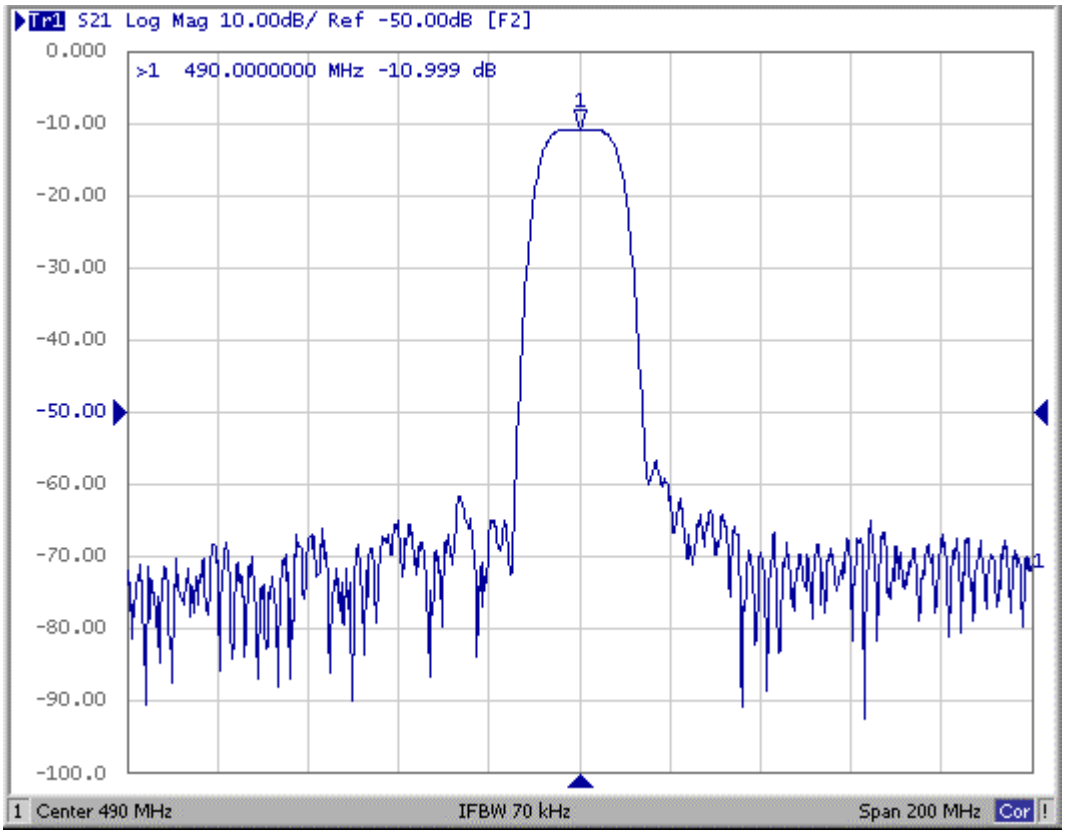

(2) Passband of Response: (span: 20MHz)

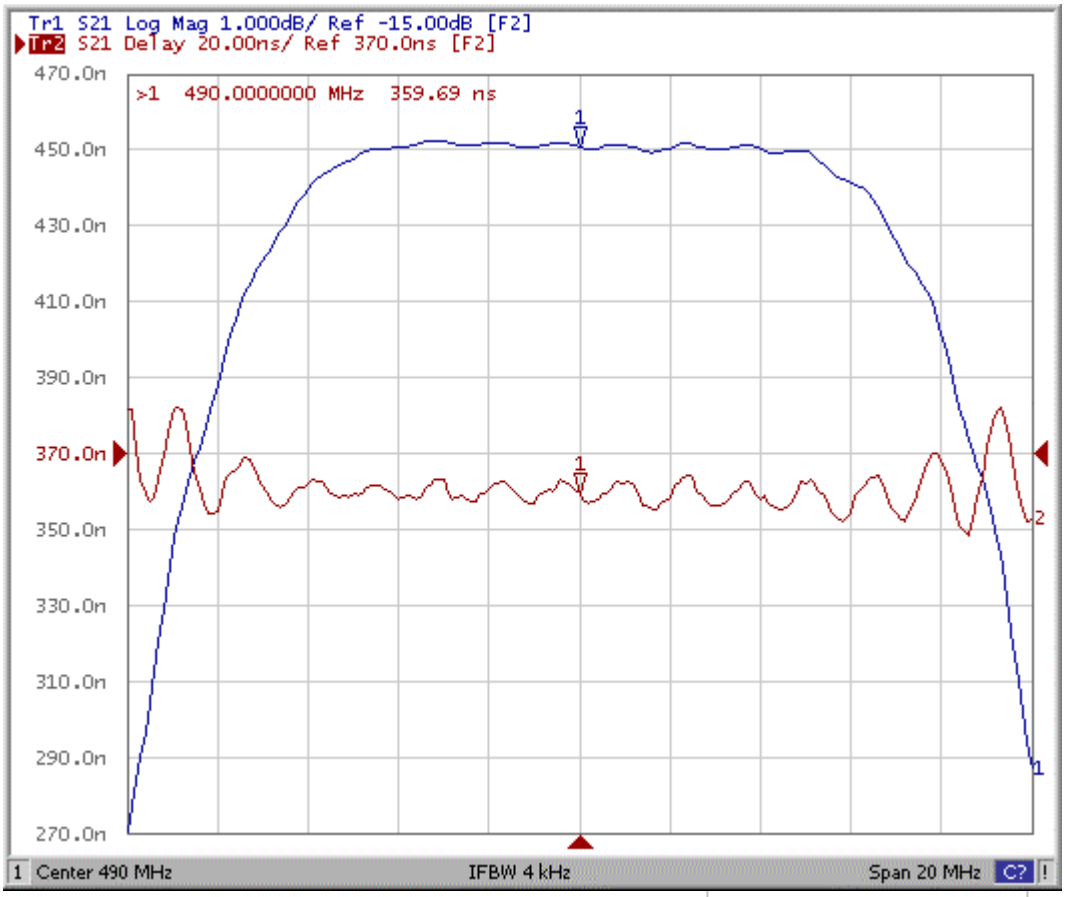

(3) S11 Smith Chart: (span 200MHz)

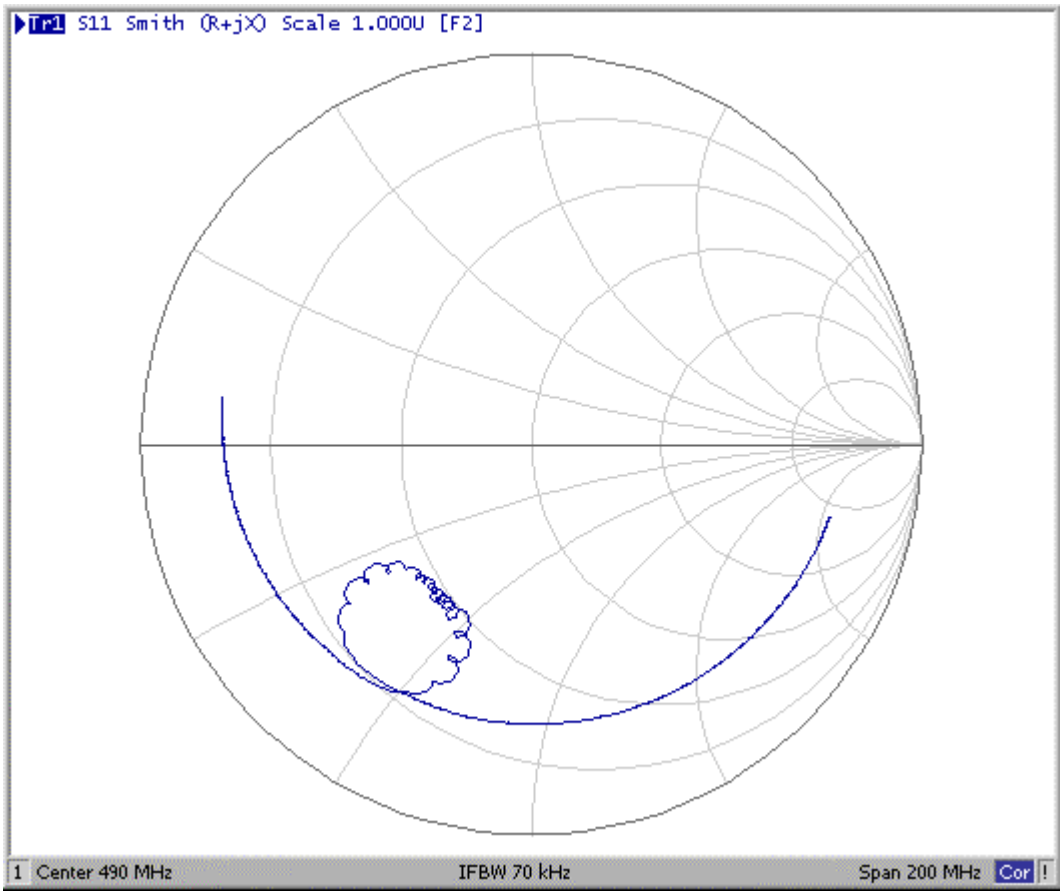

(4) S22 Smith Chart: (span 200MHz)

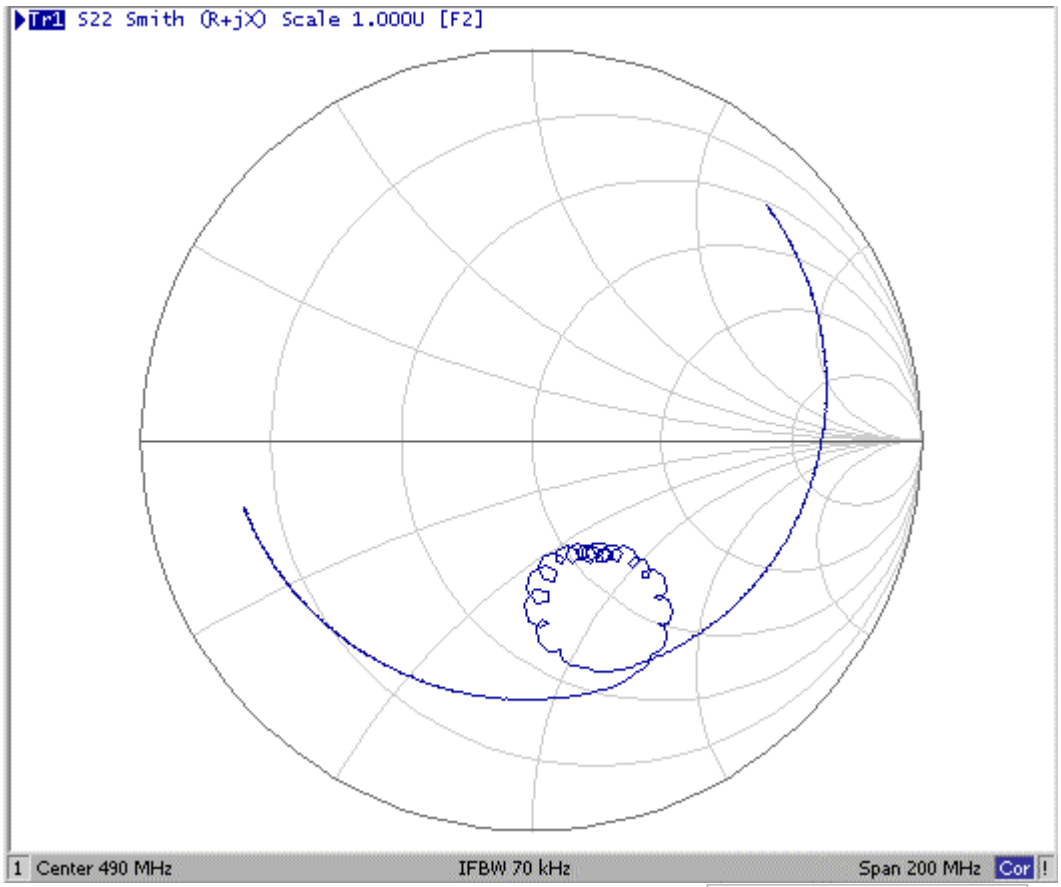

D. TEST CIRCUIT:

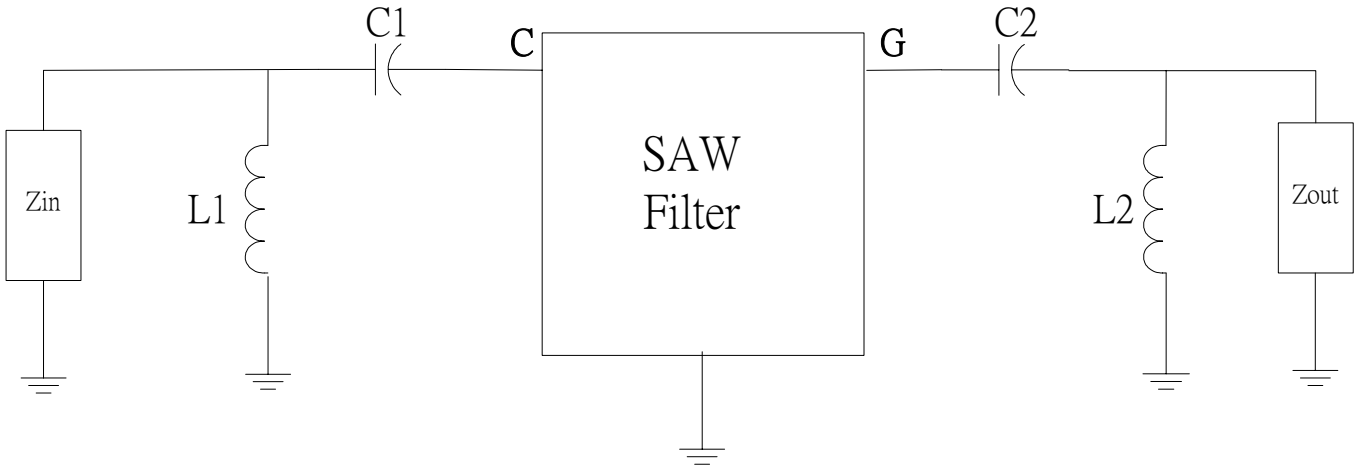

Zin and Zout are 50Ω

L1=15nH, C1=24p, L2=12nH, C1=24p,

E. OUTLINE DRAWING:

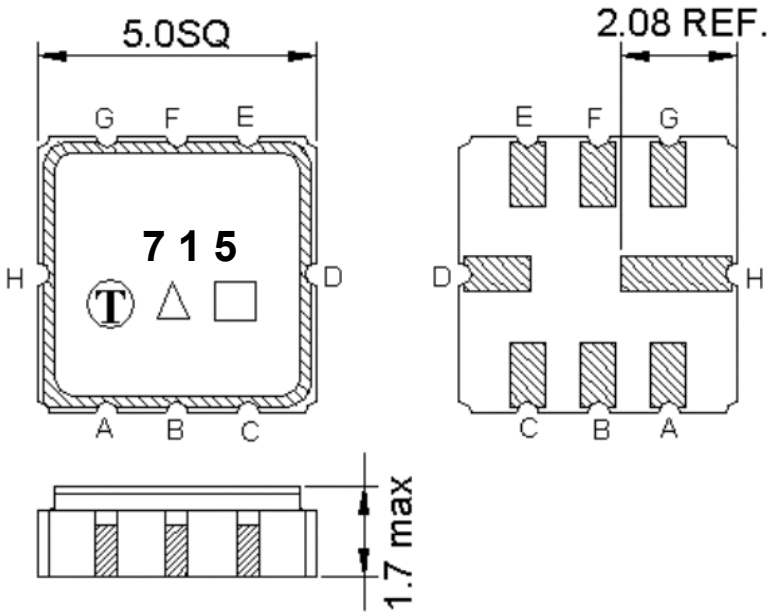

Pin C: RF input

Pin G: RF output

Pin H,D: Case Ground

Pin A, B, E, F: Ground

□ : Week Code (Follow the table from planner each year)

Unit : mm

△ : Product / Year Code

Year	2005 2009	2006 2010	2007 2011	2008 2012
Product Code	B	b	B	b

F.PACKING:

1.REEL DIMENSION

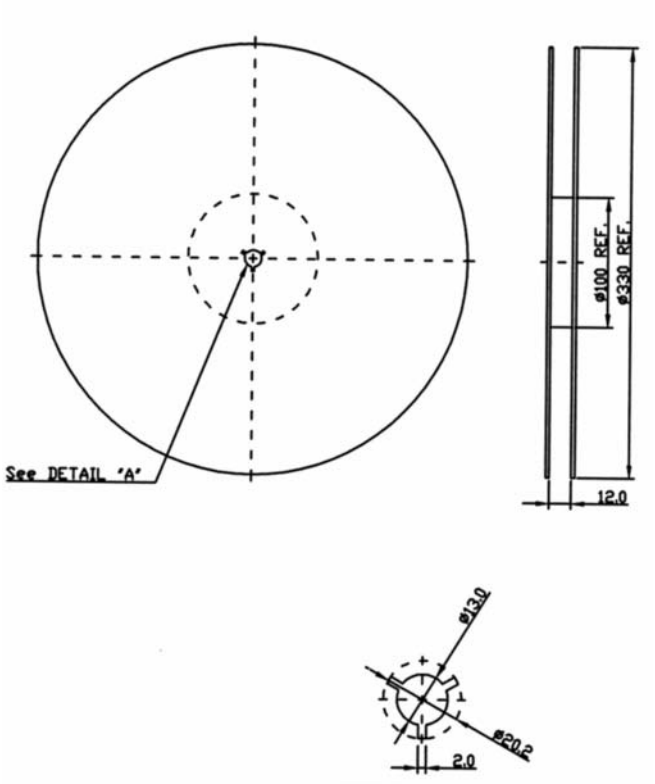

2.TAPE DIMENSION

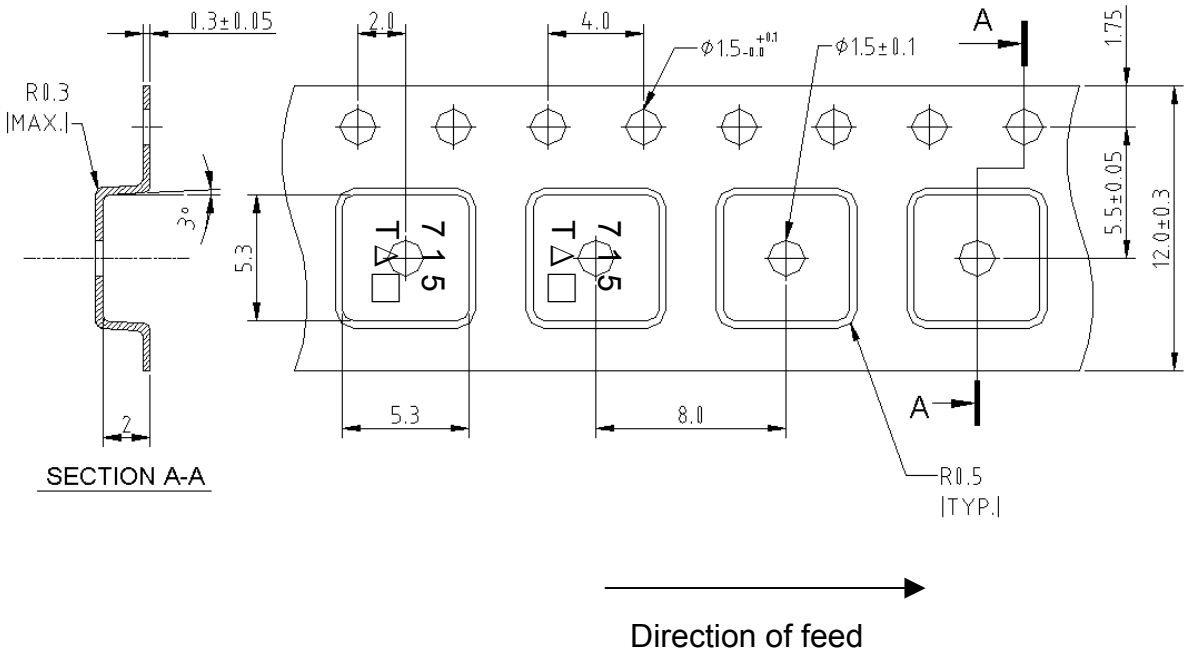

G. Recommended Reflow Profile:

