Encapsulated Multi-Purpose Audio Transformers

Ideal for a variety of Voice and Data interconnect network applications

- 3000 V_{RMS} minimum Isolation
- Longitudinal Balance is 60dB minimum
- Frequency range: 300Hz to 3400Hz
- Designed to meet FCC part 68
- Materials used in construction of this component meet or exceed UL Class B and can operate up to 130°C

Schematic "A"

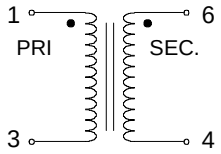

Schematic "B"

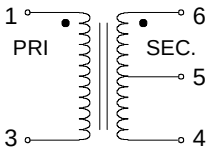

Schematic "C"

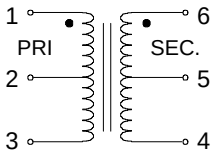

Dry / High Performance

Electrical Specifications at 25°C

Part Number	Impedance (Ohms)	UNBAL. DC (mA)	Insertion Loss (dB)	Frequency Response (dB)	Return Loss (dB)	Pri. DCR max. (Ω)	Sec. DCR max. (Ω)	Schem. Style
T-30800	600 / 600	0.0	1.5	0.3	20	45	45	A
T-30801	600 / 600CT	0.0	1.5	0.3	20	45	45	B
T-30802	600CT / 600CT	0.0	1.5	0.3	20	45	45	C
T-30803	600 / 900	0.0	1.5	0.5	20	45	55	A
T-30804	900 / 900	0.0	1.5	0.5	20	55	55	A

Dry / Economy

Electrical Specifications at 25°C

Part Number	Impedance (Ohms)	UNBAL. DC (mA)	Insertion Loss (dB)	Frequency Response (dB)	Return Loss (dB)	Pri. DCR max. (Ω)	Sec. DCR max. (Ω)	Schem. Style
T-30850	600 / 600	0.0	1.7	0.5	20	45	45	A
T-30851	600 / 600CT	0.0	1.7	0.5	20	45	45	B
T-30852	600CT / 600CT	0.0	1.7	0.5	20	45	45	C
T-30853	600 / 900	0.0	1.7	0.7	20	45	55	A
T-30854	900 / 900	0.0	1.7	0.7	20	55	55	A

1. Insertion Loss measured at 1 kHz.
2. Return Loss measured at 300 Hz.

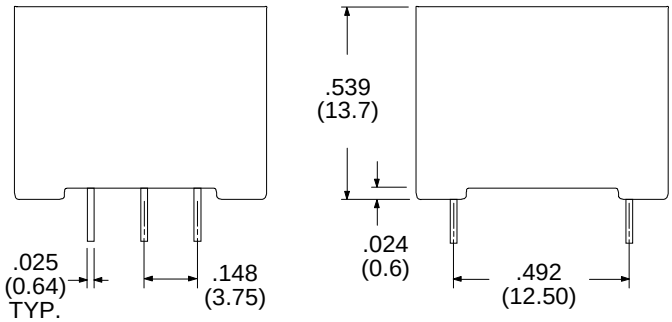

Dimensions in Inches (mm)

Unused Pins Omitted as Per Schematic

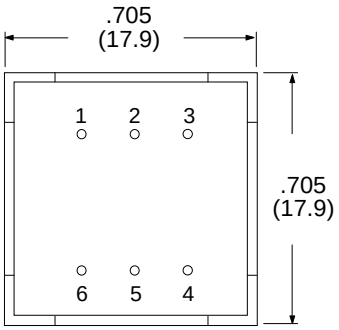

Specifications subject to change without notice.

For other values & Custom Designs, contact factory.

EE16POTT - 10/98

15801 Chemical Lane, Huntington Beach, CA 92649-1595

Tel: (714) 898-0960 • Fax: (714) 896-0971