ISDN S-Interface Transformers

Dual - Transmit / Receive

T-1050*X* 2000V Series
UL 1459 Recognized ®

Meets the Pulse Waveform Template of CCITT I.430when recommended Transformer & Chip pair are used.

Excellent Longitudinal Balance

2000V & 4000V RMS min. Isolation Versions

Electrical Specifications (3,4) at 25°C

4000V_{RMS} Isolation *SMD* P/N	2000V_{RMS} Isolation ® *SMD* P/N	Transmit Receive	Ratio (±2%)	OCL (1, 2) Pri. min. (mH)	L_L Sec. max. (µH)	Cw/w max. (pF)	CD pri max. (pF)	DCR pri ±15% (Ω)	DCR sec ±15% (Ω)
T-10550	T-10500	T	1:2	22	15	100	80	2.3	4.0
		R	1:1	22	5	100	40	2.4	2.4
T-10551	T-10501	T	1:1	22	5	100	40	2.4	2.4
		R	1:1	22	5	100	40	2.4	2.4
T-10552	T-10502	T	1:1.8	22	15	100	140	2.5	4.2
		R	1:2.5	22	30	100	150	2.5	5.8
T-10553	T-10503	T	1:2	22	15	100	80	2.3	4.0
		R	1:2	22	15	100	80	2.3	4.0
T-10554	T-10504	T	1:2.5	22	15 - 40	100	110	2.5	5.8
		R	1:2.5	22	15 - 40	100	110	2.5	5.8
T-10555	T-10505	T	1:2	22	11	100	180	2.5	5.0
		R	1:2	22	11	100	180	2.5	5.0
T-10556	T-10506 ($2400V_{RMS}$ Isolation)	T	1:2.5	22	4	100	100	2.3 max.	5.8 max.
		R	1:2.5	22	4	100	100	2.3 max.	5.8 max.

1) Primary is Line Side
2) OCL @10 KHz and 700 mV, except T-10506, T-10556 voltage is 500mV
3) Unbalanced current at TE: Δ Idc = 1 mA max.
4) Longitudinal Conversion Loss: 10 kHz to 300 kHz is 60dB min.

Schematic T-105*0*0 thru T-105*0*5 and T-105*5*0 thru T-105*5*5

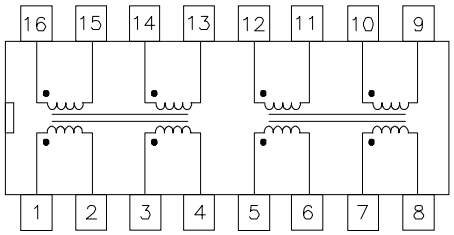

Schematic T-10506 & T-10556

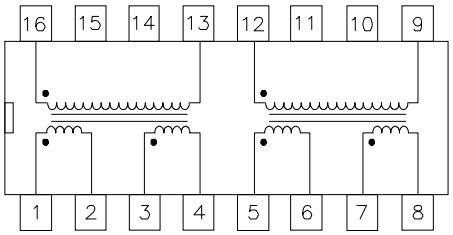

Package Dimensions in Inches (mm)

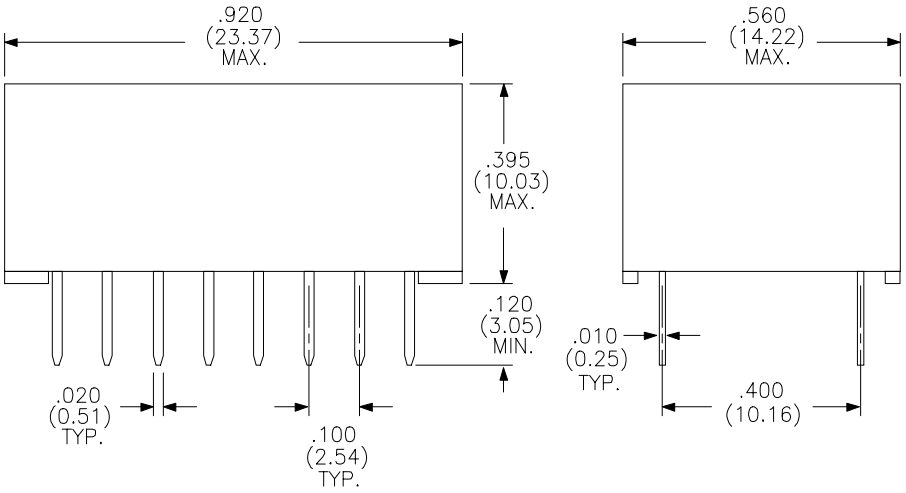

For other values & Custom Designs, contact factory.

Rhombus Industries Inc.

15801 Chemical Lane, Huntington Beach, CA 92649-1595
Tel: (714) 898-0960 • Fax: (714) 896-0971