SY3418-E / SY3418-E(B)

High Brightness LED Lamp

Features

- Yellow colored transparency lens type
- ϕ3mm(T-1) all plastic mold type
- Wide viewing angle
- Low power consumption

Outline Dimensions

unit : mm

STRAIGHT TYPE

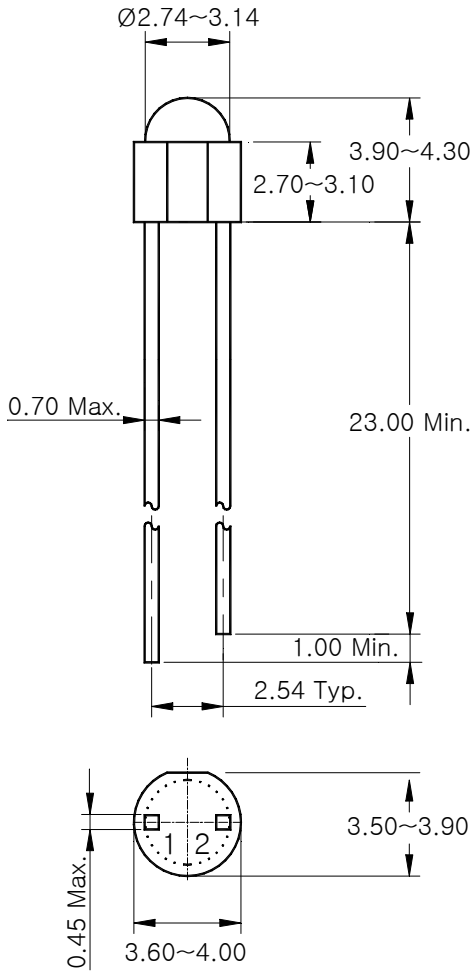

STOPPER TYPE : (B)

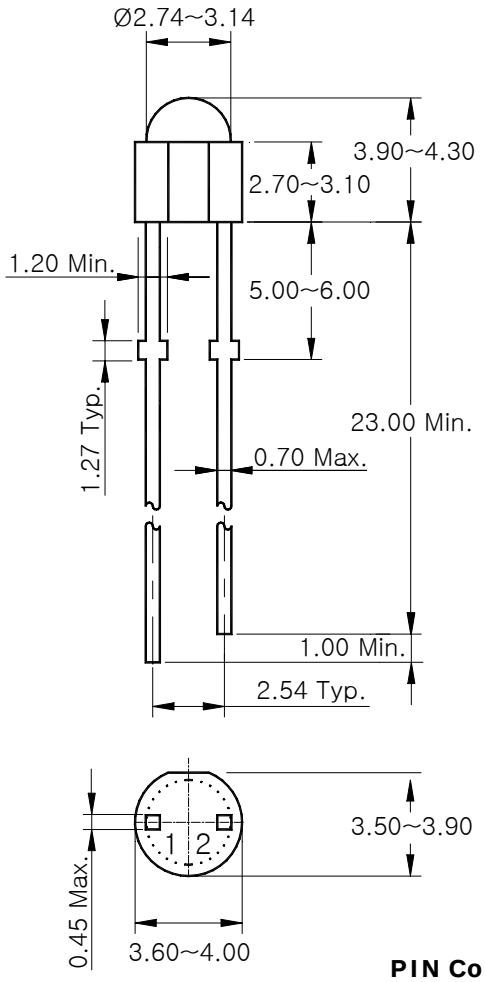

PIN Connections
1. Anode
2. Cathode

Absolute Maximum Ratings

(Ta=25°C)

Characteristic	Symbol	Rating	Unit
Power dissipation	P_D	75	mW
Forward current	I_F	30	mA
*[1]Peak forward current	I_{FP}	50	mA
Reverse voltage	V_R	4	V
Operating temperature range	T_{opr}	-25～85	℃
Storage temperature range	T_{stg}	-30～100	℃
*[2]Soldering temperature	T_{sol}	260℃ for 10 seconds	

*1.Duty ratio = 1/16, Pulse width = 0.1ms

*2.Keep the distance more than 2.0mm from PCB to the bottom of LED package

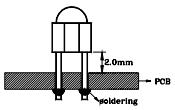

Electrical / Optical Characteristics

(Ta=25°C)

Characteristic	Symbol	Test Condition	Min.	Typ.	Max.	Unit
Forward voltage	V_F	I_F= 20mA	-	2.1	2.5	V
*[3]Luminous intensity	I_V	I_F= 20mA	155	-	520	mcd
*[4]LDomonant wavelength	λ_D	I_F= 20mA	587	593	600	nm
Spectrum bandwidth	$\Delta\lambda$	I_F= 20mA	-	30	-	nm
Reverse current	I_R	V_R=4V	-	-	10	uA
*[5]Half angle	θ1/2	I_F= 20mA	-	±45	-	deg

*3. Luminous intensity maximum tolerance for each grade classification limit is ±18%

*4. Dominant wavelength maximum tolerance for each grade classification limit is ±2nm

*5. θ1/2 is the off-axis angle where the luminous intensity is 1/2 the peak intensity

*4. Luminous Intensity Classification

M	N	O
155 ~ 230	230 ~ 350	350 ~ 520

Characteristic Diagrams

Fig. 1 I_F - V_F

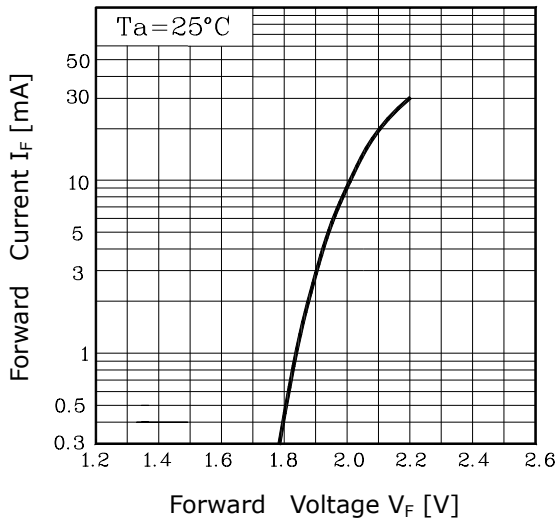

Fig. 2 I_V - I_F

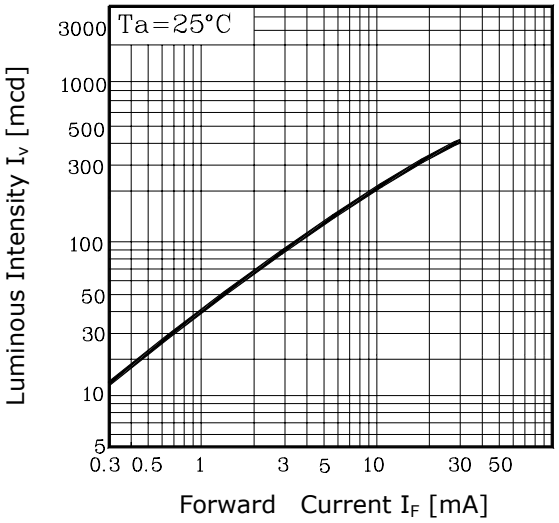

Fig. 3 I_F – Ta

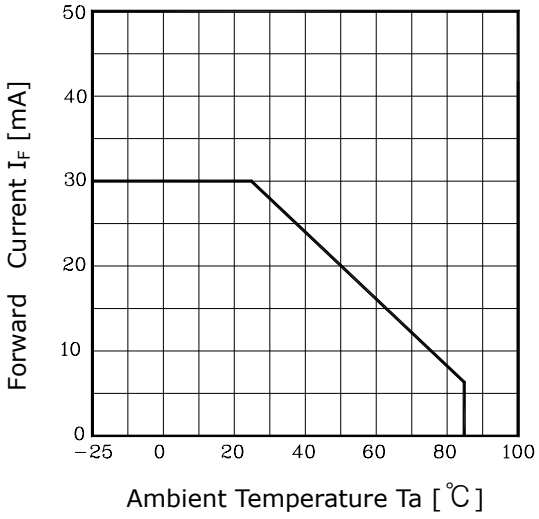

Fig.4 Spectrum Distribution

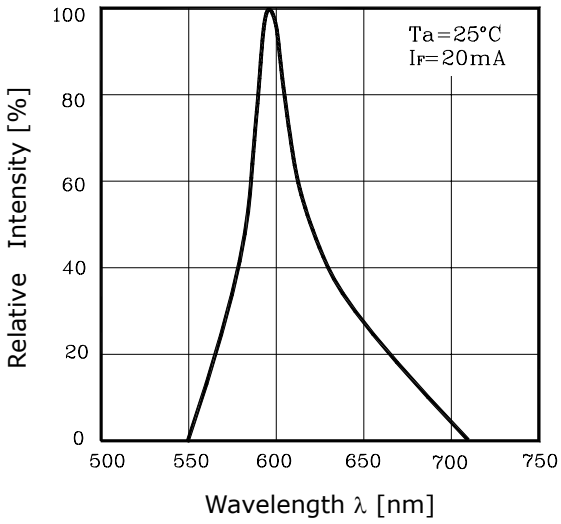

Fig. 5 Radiation Diagram

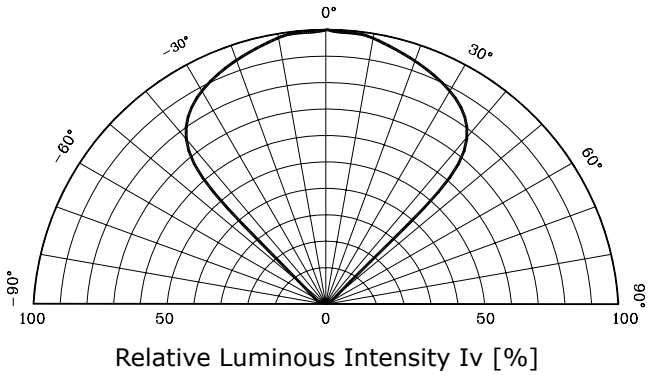

The AUK Corp. products are intended for the use as components in general electronic equipment (Office and communication equipment, measuring equipment, home appliance, etc.).

Please make sure that you consult with us before you use these AUK Corp. products in equipments which require high quality and / or reliability, and in equipments which could have major impact to the welfare of human life(atomic energy control, airplane, spaceship, transportation, combustion control, all types of safety device, etc.). AUK Corp. cannot accept liability to any damage which may occur in case these AUK Corp. products were used in the mentioned equipments without prior consultation with AUK Corp..

Specifications mentioned in this publication are subject to change without notice.