SUNTSU

Glass Sealed SMT 4 Pad Crystal

# SXT3G4 Series

3.2mm x 2.5mm

## Features

- ±10ppm/±10ppm (Tolerance/Stability) Available
- Ultra-Miniature Package
- Glass Sealed
- AT-Cut Fundamental
- Tape and Reel

## Applications

- Automotive Applications
- PCMCIA
- Wireless Applications
- High Density Applications




## Part Numbering Guide

**SXT 3G 4 18 A A 48 - 16.000M**

- **SUNTSU CRYSTAL**
- **3.2mm x 2.5mm Glass Sealed**
- **4 PAD**
- **LOAD CAPACITANCE**
  - S : Series
  - 7-30 : 7pF - 30pF
- **FREQUENCY TOLERANCE**
  - A : ±50ppm
  - B : ±30ppm
  - C : ±25ppm
  - D : ±20ppm
  - E : ±15ppm
  - F : ±10ppm
- **FREQUENCY STABILITY**
  - A : ±50ppm
  - B : ±30ppm
  - C : ±25ppm
  - D : ±20ppm
  - E : ±15ppm
  - F : ±10ppm*
- **OPERATING TEMPERATURE RANGE****
  - 07 : 0°C - +70°C
  - 16 : -10°C - +60°C
  - 17 : -10°C - +70°C
  - 27 : -20°C - +70°C
  - 38 : -30°C - +85°C
  - 48 : -40°C - +85°C
- **FREQUENCY**
  - MHz

RoHS COMPLIANT

Cage Code: 4GUT4

To customize your parameters contact a Suntsu representative.

* For frequency stability option F contact a Suntsu representative. ** For operating temperatures of -55-125°C a Suntsu representative.

| Electrical Parameters | Units | Minimum | Typical | Maximum | Remarks |
|---|---|---|---|---|---|
| Frequency Range | MHz | 10 | | 60 | AT-Cut Fundamental. |
| Frequency Tolerance at +25°C | ppm | -10 | | +10 | See part numbering guide for options. |
| Frequency Stability vs. Op Temp | ppm | -10 | | +10 | See part numbering guide for options. |
| Frequency Stability vs. Aging | ppm | -3 | | +3 | First year @ +25°C. |
| Operating Temperature | °C | -40 | | +85 | See part numbering guide for options. |
| Storage Temperature | °C | -40 | | +125 | |
| Load Capacitance | pF | 7 | | 30 | See part numbering guide for options. |
| Shunt Capacitance | pF | | | 5 | |
| Drive Level | µW | | 10 | 200 | |
| Insulation Resistance | MΩ | 500 | | | @ 100VDC ± 15V. |
| 10.000MHz ~ 10.999MHz | Ω | | | 250 | AT-Cut Fundamental |
| 11.000MHz ~ 15.999MHz | Ω | | | 100 | AT-Cut Fundamental |
| ESR - 16.000MHz ~ 25.999MHz | Ω | | | 70 | AT-Cut Fundamental |
| 26.000MHz ~ 29.999MHz | Ω | | | 60 | AT-Cut Fundamental |
| 30.000MHz ~ 60.000MHz | Ω | | | 50 | AT-Cut Fundamental |

## Outline Drawing & Recommended Landed Pattern

All dimensions are in millimeters (mm) unless otherwise noted. Drawings are not to scale.

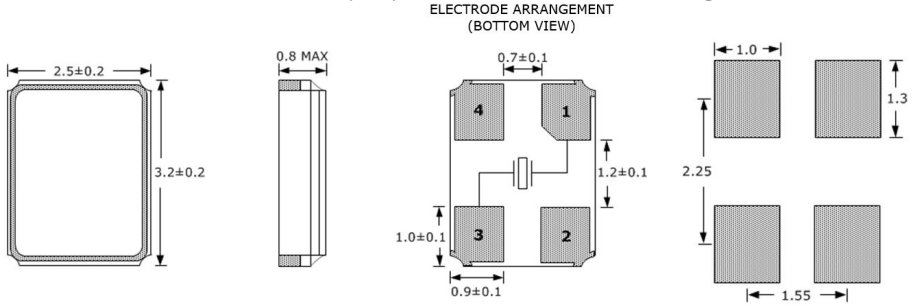



**www.suntsu.com**

Specifications are subject to change without notice.

**Suntsu Electronics, Inc.**
142 TECHNOLOGY DR., SUITE 150
IRVINE, CA 92618

**Call: +1-949-783-7300 | Fax: +1-949-783-7301**

SUNTSU

Glass Sealed SMT 4 Pad Crystal

# SXT3G4 Series

3.2mm x 2.5mm

| Enviromental Specifications | | Mechcanical Specifications | |
|---|---|---|---|
| Temperature Cycling | MIL-STD-883, Method 1010, Condition B | Mechanical Shock | MIL-STD-202, Method 213, Condition B |
| Fine Leak Test | MIL-STD-883, Method 1014, Condition A | Vibration | MIL-STD-883, Method 2007, Condition A |
| Gross Leak Test | MIL-STD-883, Method 1014, Condition C | Resistance to Soldering Heat | MIL-STD-202, Method 210, Condition K |
| Moisture Resistance | MIL-STD-883, Method 1004 | Resistance to Solvents | MIL-STD-202, Method 215 |
| Moisture Sensitivity | J-STD-020, MSL 1 | Solderability | MIL-STD-883, Method 2003 |

## Reflow Profile & Part Marking

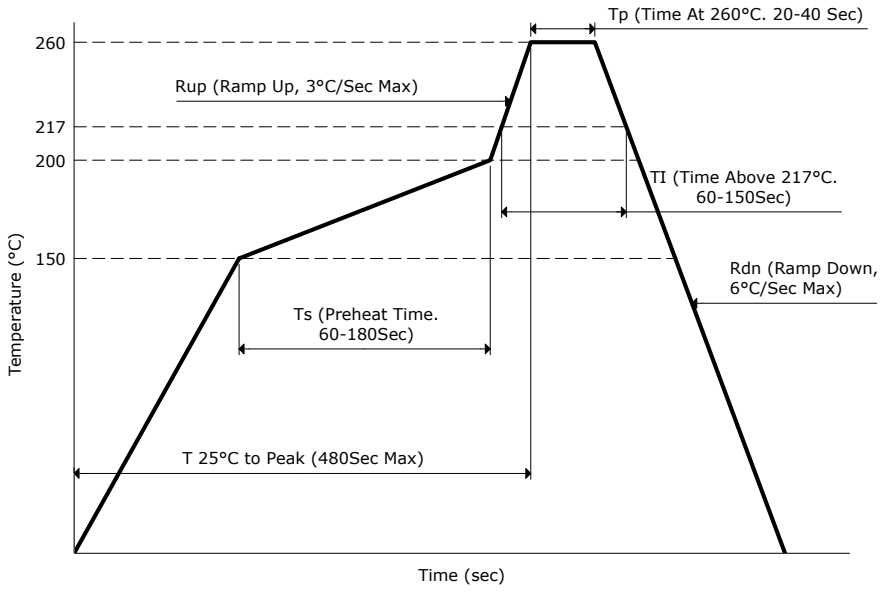


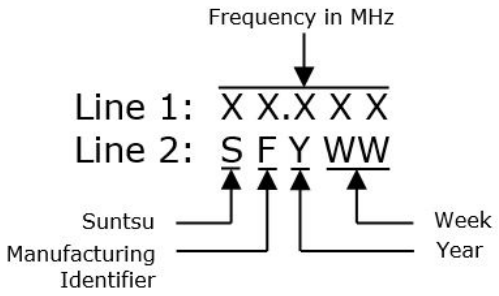


## Tape And Reel Dimensions

All dimensions are in millimeters (mm) unless otherwise noted. Drawings are not to scale.

3,000pcs / Reel

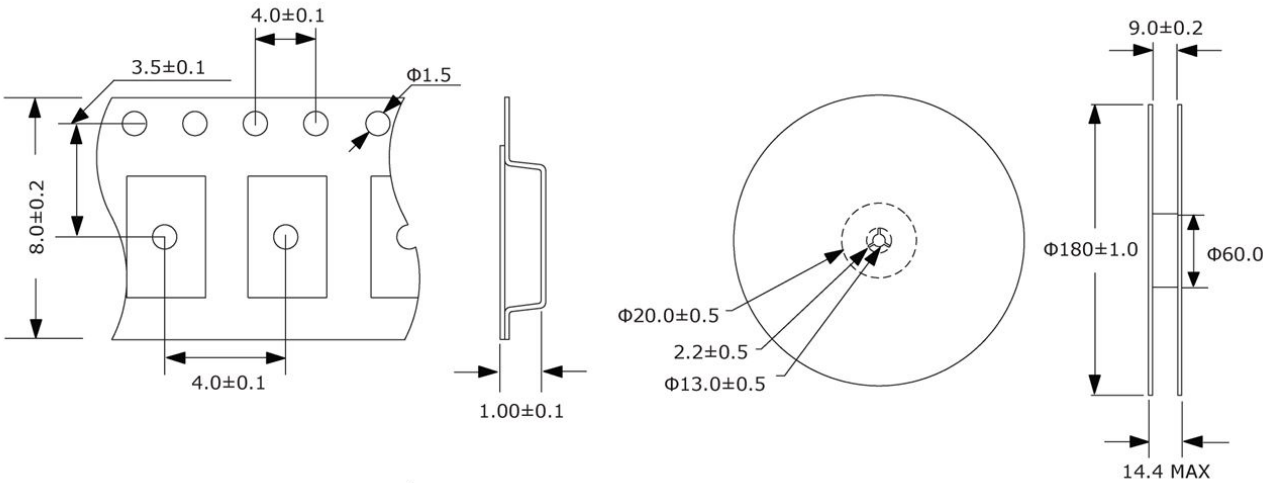



**www.suntsu.com**

Specifications are subject to change without notice.

**Suntsu Electronics, Inc.**
142 TECHNOLOGY DR., SUITE 150
IRVINE, CA 92618

**Call: +1-949-783-7300 | Fax: +1-949-783-7301**