PANJIT SEMI CONDUCTOR

SR22~SR26

MINI SURFACE MOUNT SCHOTTKY BARRIER RECTIFIER

VOLTAGE 20 to 60 Volts **CURRENT** 2.0 Amperes

SMA / DO-214AC Unit: inch (mm)

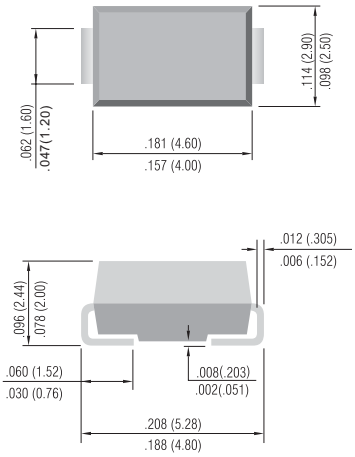

FEATURES

- Plastic package has Underwriters Laboratory Flammability Classification 94V-O
- For surface mounted applications
- Low profile package
- Built-in strain relief
- Metal to silicon rectifier. majority carrier conduction
- Low power loss,high efficiency
- High surge capacity
- For use in low voltage high frequency inverters, free wheeling, and polarity protection applications
- In compliance with EU RoHS 2002/95/EC directives

MECHANICAL DATA

- Case: JEDEC DO-214AC molded plastic
- Terminals:Solder plated, solderable per MIL-STD-750,Method 2026
- Polarity: Color band denotes positive end (cathode)
- Standard packaging: 12mm tape (EIA-481)
- Weight: 0.002 ounce, 0.067 gram

MAXIMUM RATINGS AND ELECTRICAL CHARACTERISTICS

Ratings at 25°C ambient temperature unless otherwise specified.
Resistive or inductive load.

PARAMETER	SYMBOL	SR22	SR23	SR24	SR25	SR26	UNITS
Maximum Recurrent Peak Reverse Voltage	V_{RRM}	20	30	40	50	60	V
Maximum RMS Voltage	V_{RMS}	14	21	28	35	42	V
Maximum DC Blocking Voltage	V_{DC}	20	30	40	50	60	V
Maximum Average Forward Current at T_L=75°C	$I_{F(AV)}$	2.0					A
Peak Forward Surge Current :8.3ms single half sine-wave superimposed on rated load(JEDEC method)	I_{FSM}	50					A
Maximum Forward Voltage at 2.0A (Note 1)	V_F	0.5			0.7		V
Maximum DC Reverse Current T_J=25°C at Rated DC Blocking Voltage T_J=100°C	I_R	0.2 20			0.1 20		mA
Typical Thermal Resistance (Note 2)	$R_{\theta JL}$ $R_{\theta JA}$	20 75					°C / W
Operating Junction and Storage Temperature Range	T_J,T_{STG}	-55 to +125		-55 to +150			°C

NOTES:
1. Pulse Test with PW =300μsec, 1% Duty Cycle.
2. Mounted on P.C. Board with 8mm^2 (.013mm thick) copper pad areas.

SR22~SR26

RATING AND CHARACTERISTIC CURVES

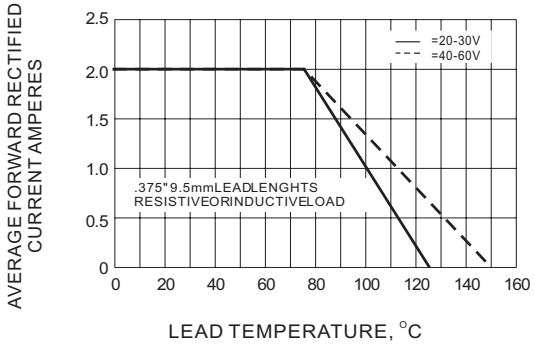

Fig.1- FORWARD CURRENT DERATING CURVE

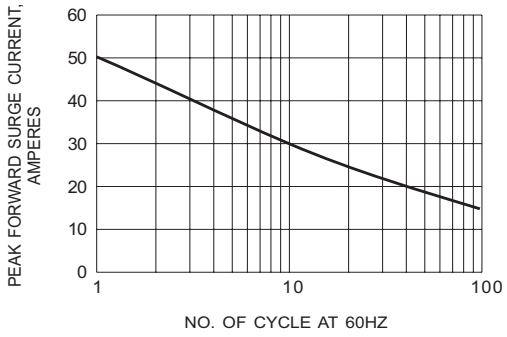

Fig.2- MAXIMUM NON-REPETITIVEPEAKFORWARD SURGE CURRENT

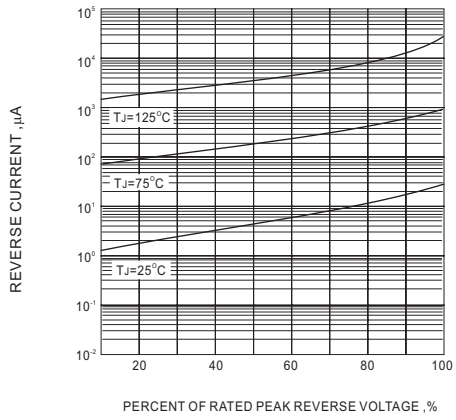

Fig.3-TYPICAL REVERSE CHARACTERISTIC

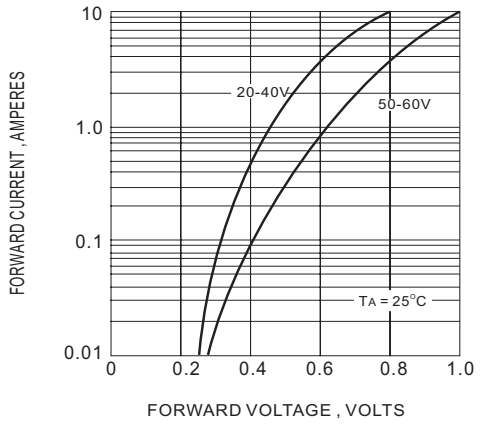

Fig.4-TYPICAL INSTANTANEOUS FORWARD CHARACTERISTIC

SR22~SR26

MOUNTING PAD LAYOUT

SMA Unit: inch (mm)

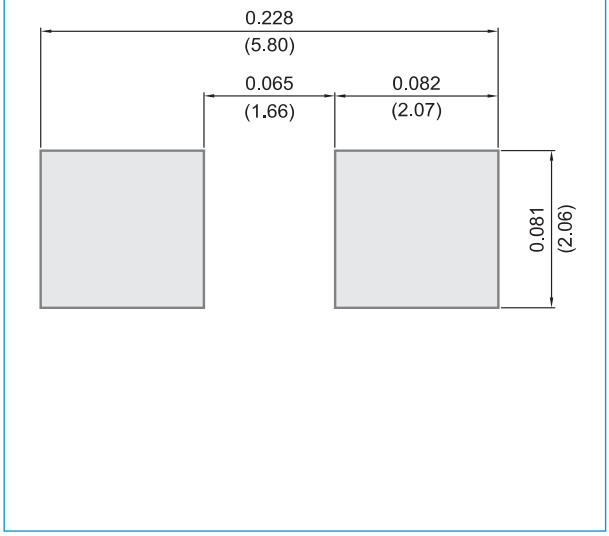

ORDER INFORMATION

- Packing information

  T/R - 7.5K per 13" plastic Reel

  T/R - 1.8Kper 7" plastic Reel

LEGAL STATEMENT

Copyright PanJit International, Inc 2009

The information presented in this document is believed to be accurate and reliable. The specifications and information herein are subject to change without notice. Pan Jit makes no warranty, representation or guarantee regarding the suitability of its products for any particular purpose. Pan Jit products are not authorized for use in life support devices or systems. Pan Jit does not convey any license under its patent rights or rights of others.