SK12 THRU SK120

1.0 AMP SURFACE MOUNT SCHOTTKY BARRIER RECTIFIERS



FEATURES

* Ideal for surface mount applications
* Easy pick and place
* Built-in strain relief
* Low forward voltage drop

MECHANICAL DATA

* Case: Molded plastic
* Epoxy: UL 94V-0 rate flame retardant
* Metallurgically bonded construction
* Polarity: Color band denotes cathode end
* Mounting position: Any
* Weight: 0.066 grams
* Lead Free Finish/RoHS Compliant

VOLTAGE RANGE
20 to 200 Volts
CURRENT
1.0 Ampere

DO-214AC

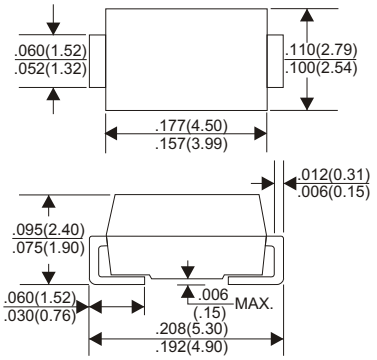

Dimensions in inches and (millimeters)

MAXIMUM RATINGS AND ELECTRICAL CHARACTERISTICS

Rating 25°C ambient temperature unless otherwise specified.
Single phase half wave, 60Hz, resistive or inductive load.
For capacitive load, derate current by 20%.

TYPE NUMBER	SK12	SK14	SK15	SK16	SK18	SK110	SK115	SK120	UNITS
Maximum Recurrent Peak Reverse Voltage	20	40	50	60	80	100	150	200	V
Maximum RMS Voltage	14	28	35	42	56	70	105	140	V
Maximum DC Blocking Voltage	20	40	50	60	80	100	150	200	V
Maximum Average Forward Rectified Current	1.0								A
Peak Forward Surge Current, 8.3 ms single half sine-wave superimposed on rated load (JEDEC method)	25								A
Maximum Instantaneous Forward Voltage at 1.0A	0.55		0.70		0.85		0.90	0.95	V
Maximum DC Reverse Current Ta=25°C	500								uA
at Rated DC Blocking Voltage Ta=100°C	10								mA
Typical Junction Capacitance (Note1)	110								pF
Typical Thermal Resistance R JA (Note 2)	50								°C/W
Operating Temperature Range Tj	-65 — +125		-65 — +150						°C
Storage Temperature Range TSTG	-65 — +150								°C

NOTES:

1. Measured at 1MHz and applied reverse voltage of 4.0V D.C.

2. Thermal Resistance Junction to Ambient.

Download from alldatasheet.com

RATING AND CHARACTERISTIC CURVES (SK12 THRU SK120)

FIG.1-TYPICAL FORWARD CHARACTERISTICS

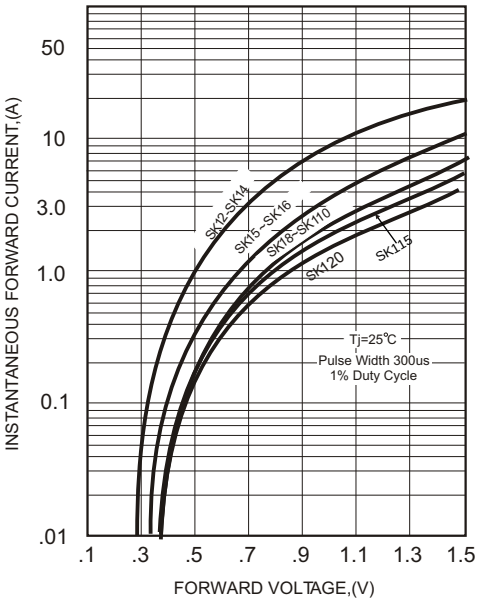

FIG.2-TYPICAL FORWARD CURRENT DERATING CURVE

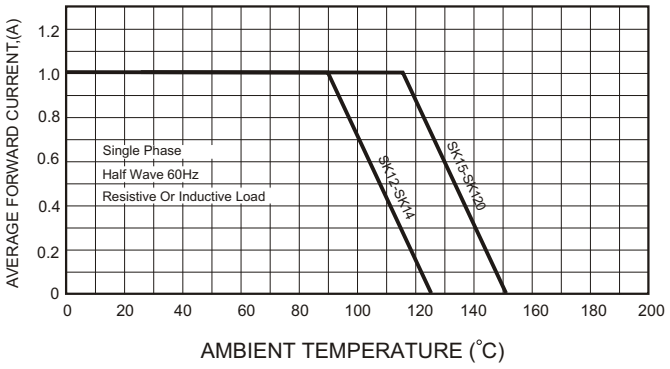

FIG.3 - TYPICAL REVERSE CHARACTERISTICS

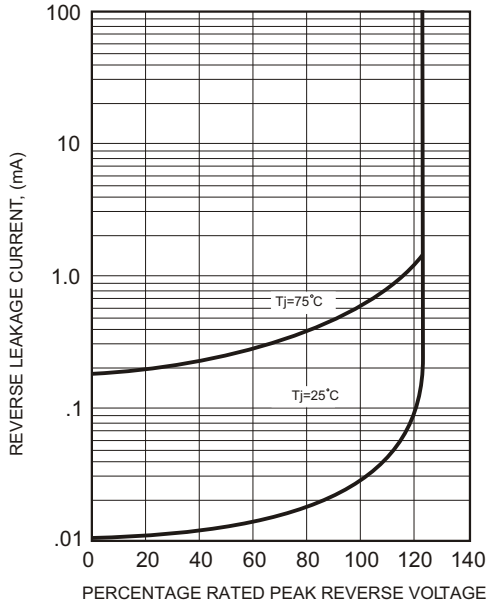

FIG.4-MAXIMUM NON-REPETITIVE FORWARD SURGE CURRENT

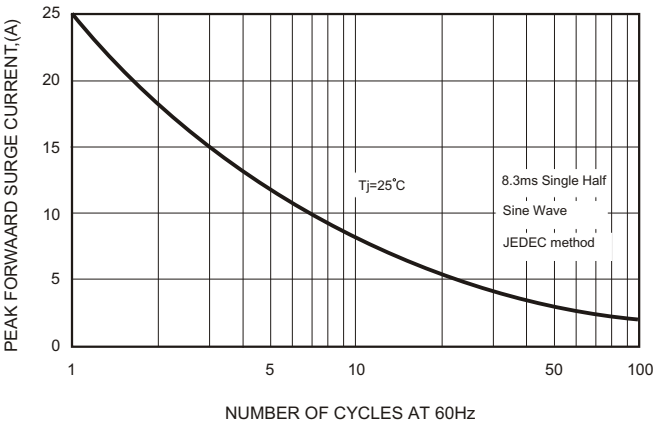

FIG.5-TYPICAL JUNCTION CAPACITANCE

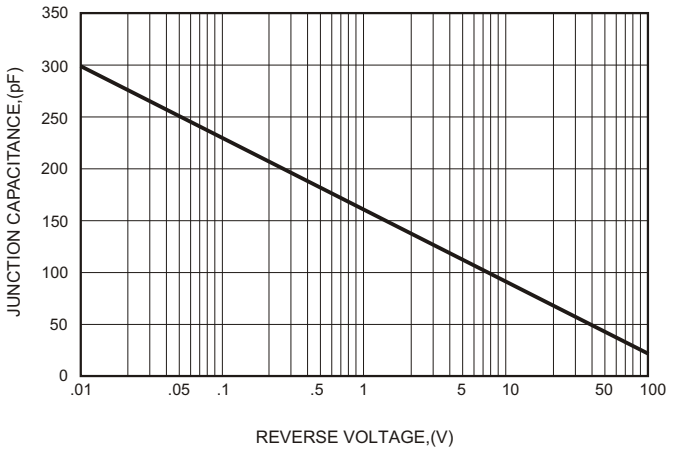

Download from alldatasheet.com