Major League Electronics .050" cl x .050" cl Latching Shrouded Header

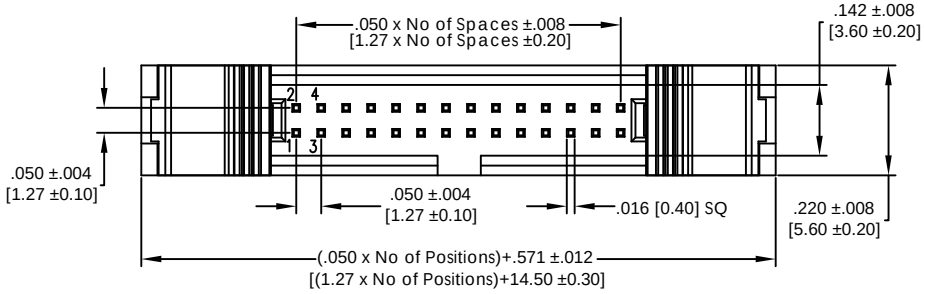

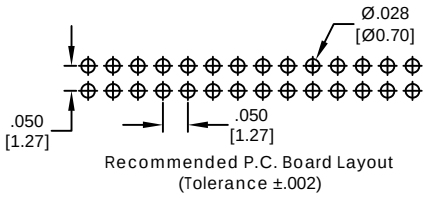

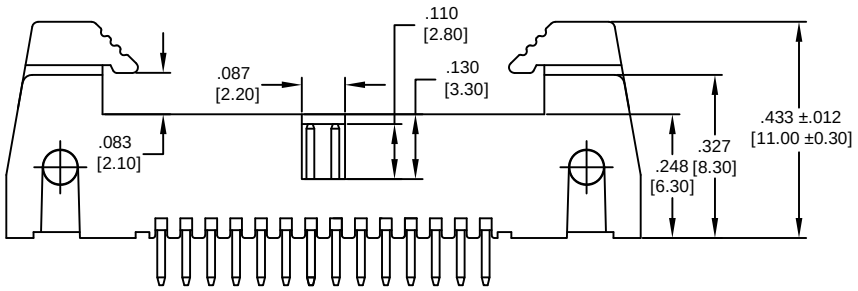

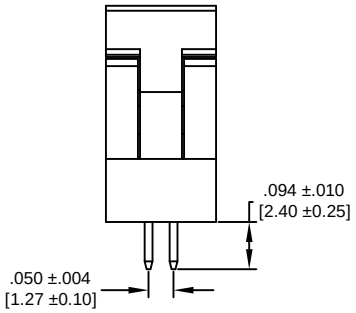

Ordering Information

SHTSL-5 [XX] - [D] - [02] - [XX] - [LL] - [XXX] - [TB] - [LF]

- Pins Per Row — Only available in: 05, 07, 08, 10, 12, 13, 15, 17, 20, 22, 25, 30
- Double
- Style — 02 = Thru Hole
- Polarized Position — 001-060; Leave blank if not needed
- Ejector Latch — LL = Long
- Packaging Option — TB = Tube
- Lead Free

Plating Options	
- 10µ Gold on Contact Area/Flash on Remainder	G
- Gold Flash on Contact Area/Matte Tin on Remainder	FT
- Matte Tin all Over	T
- Gold Flash Over Entire Pin	F

Standard plating = F

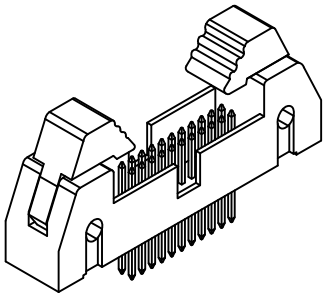

Mates with:
Cable assemblies available from MLE

Insulator	PA6T+30% G.F, UL94V-0	Current Rating	1 Amp
Contact	Brass	Dielectric Withstanding	500V AC/DC
Insulation resistance	1000 MΩ min.	Operating Temperature	-40°C to +105°C
Contact resistance	20 mΩ max.	Color	Black

Products cut to specific sizes are uncancellable/nonreturnable
Parts are subject to change without notice

SHTSL-5 SERIES | .050" cl x .050" cl Latching Shrouded Header - Straight | 25 MAR 11 | Scale NTS

UNLESS OTHERWISE SPECIFIED DIMENSIONS IN INCHES (MM)
TOLERANCES ARE:
ONE PLACE DECIMALS ±.016
TWO PLACE DECIMALS ±.010
THREE PLACE DECIMALS ±.006
ANGLES: ±3.0°

Major League ELECTRONICS
4235 Earnings Way, New Albany, Indiana, 47150, USA
1-800-782-3486 (USA/Canada/Mexico)
Tel: 812-944-7244
Fax: 812-944-7268
E-mail: mle@mlelectronics.com
Web: www.mlelectronics.com

Edition A
Sheet 1/1