Elektronische Bauelemente

SD103AX

40V , 0.35A

Schottky Plastic-Encapsulated Diode

RoHS Compliant Product
A suffix of "-C" specifies halogen & lead-free

FEATURES

- Low Forward Voltage Drop
- Guard Ring Construction for Transient Protection
- Low Reverse Recovery Time
- Low Reverse Capacitance

SOD-523

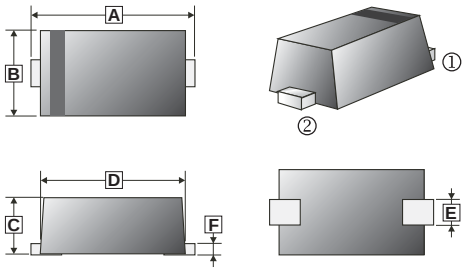

MARKING:

$\overline{S}4$

PACKAGE INFORMATION

Package	MPQ	Leader Size
SOD-523	3K	7 inch

REF.	Millimeter		REF.	Millimeter	
	Min.	Max.		Min.	Max.
A	1.50	1.70	D	1.10	1.30
B	0.70	0.90	E	0.25	0.35
C	0.50	0.77	F	0.07	0.20

ABSOLUTE MAXIMUM RATINGS (T_A=25°C unless otherwise specified)

Parameter	Symbol	Ratings	Unit
Peak Repetitive Peak reverse voltage	V_{RRM}	40	V
Working Peak Reverse Voltage	V_{RWM}	40	V
DC Blocking Voltage	V_R	40	V
RMS Reverse Voltage	$V_{R(RMS)}$	28	V
Forward Continuous Current	I_{FM}	350	mA
Repetitive Peak Forward Current @ t ≦ 1.0s	I_{FRM}	1	A
Power Dissipation	P_D	150	mW
Thermal Resistance Junction to Ambient Air	$R_{\theta JA}$	667	°C / W
Storage temperature	T_J, T_{STG}	125, -55~150	°C

ELECTRICAL CHARACTERISTICS (T_A=25°C unless otherwise specified)

Parameter	Symbol	Min.	Typ.	Max.	Unit	Teat Conditions
Reverse breakdown voltage	$V_{(BR)R}$	40	-		V	I_R= 100μA
Reverse current	I_{RM}	-	-	5	uA	V_R=30V
Forward voltage	V_F	-	-	0.37	V	I_F=20mA
				0.6		I_F=200mA
Capacitance between terminals	C_T	-	50	-	pF	V_R=0, f=1MHz
Reveres recovery time	t_{rr}	-	10	-	nS	I_F=I_R=50mA~200mA, I_{RR}=0.1XI_R, R_L=100Ω

RATINGS AND CHARACTERISTIC CURVES

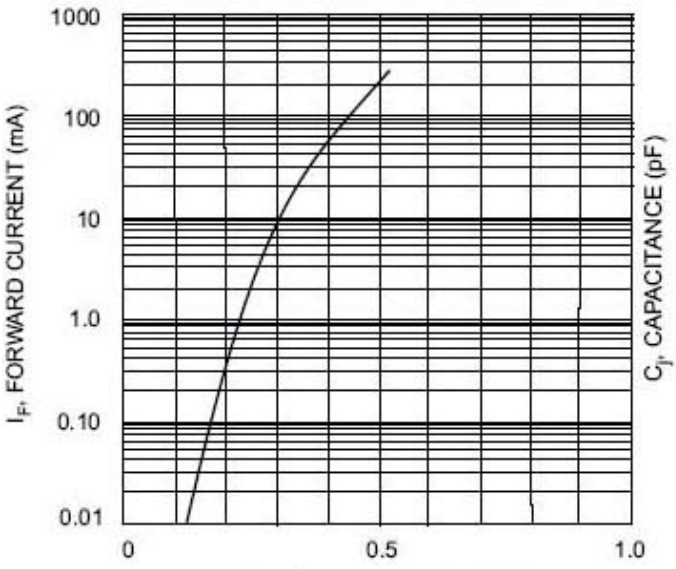

Fig. 1 Typical Forward Characteristics

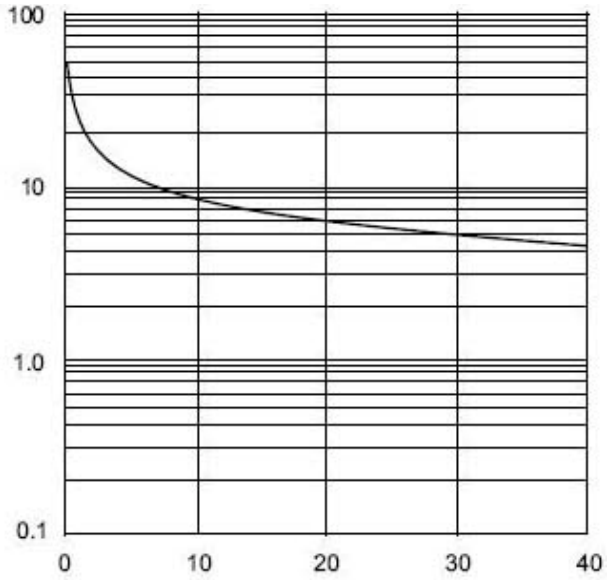

Fig. 2 Typ. Junction Capacitance vs Reverse Voltage