Features

1. SMD type chip inductors utilizing monolithic structure provide highly reliable surface mount applications.
2. Superior Q characteristics is guaranteed over the wide frequency range for high frequency applications.
3. Excellent solder heat resistance for soldering.
4. Lead Free (RoHS Compliance)

Applications

1. RF module of telecommunication products.
   - Cellular phone, Cordless telephone etc.
2. GSM Phone, PCS Phone.
3. Computer communications, Radar detectors.
4. Automotive electronics, Keyless remote.

Ordering Information

SCI	-	B	1608	-	120	-	K	J	T
(1)		(2)	(3)		(4)		(5)	(6)	(7)

(1) Series

(2) Material & design

(3) Dimensions
The first two digits : length(㎜)
The last two digits : width(㎜)

(4) Inductance
The first two digits are values.
The last digit is the number of zeros.
N : a decimal point placed between first two digits

(5) Tolerance
S : ± 0.3nH
J : ± 5%
K : ± 10%

(6) Termination
J : Nickel barrier

(7) **Packing**
B : Bulk Packing
T : Tape & Reel (Φ 178㎜ [7inches])
L : Tape & Reel (Φ 254㎜ [10inches])

Shape and Dimensions

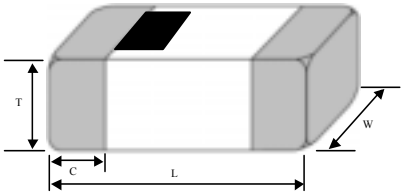

unit : mm [inches]

Type	L	W	T	C
SCI-□1608-	1.6±0.15 〔.063±.006〕	0.8±0.15 〔.031±.006〕	0.8±0.15 〔.031±.006〕	0.30±0.20 〔.012±.008〕

※ The polarity mark can be provided upon customer's request.

Electrical Parameters

Part No.	Inductance		Q	L, Q test	SRF (MHz)		DCR	Rated current
	nH	Tolerance	min.	frequency (MHz)	min.	typ.	(mΩ) max.	(mA) max
SCI-B1608-10N□□□	1.0		8	100	4000	13000	100	300
SCI-B1608-12N□□□	1.2		8	100	4000	13000	100	300
SCI-B1608-15N□□□	1.5		8	100	4000	10000	100	300
SCI-B1608-18N□□□	1.8		8	100	3800	10000	120	300
SCI-B1608-22N□□□	2.2	±0.3nH	8	100	3600	10000	160	300
SCI-B1608-27N□□□	2.7		8	100	3400	8000	200	300
SCI-B1608-33N□□□	3.3		10	100	3200	6000	220	300
SCI-B1608-39N□□□	3.9		10	100	3000	6000	250	300
SCI-B1608-47N□□□	4.7		10	100	2800	5000	280	300
SCI-B1608-56N□□□	5.6		10	100	2700	5000	290	300
SCI-B1608-68N□□□	6.8		10	100	2600	4000	300	300
SCI-B1608-82N□□□	8.2		10	100	2200	4000	330	300
SCI-B1608-100□□□	10		10	100	1800	3000	350	300
SCI-B1608-120□□□	12		10	100	1650	2500	400	300
SCI-B1608-150□□□	15		10	100	1350	2000	450	300
SCI-B1608-180□□□	18		10	100	1350	2000	500	300
SCI-B1608-220□□□	22		10	100	1100	1800	550	300
SCI-B1608-270□□□	27		10	100	1100	1600	600	300
SCI-B1608-330□□□	33		10	100	1000	1400	650	300
SCI-B1608-390□□□	39	± 5%	10	100	900	1300	700	300
SCI-B1608-470□□□	47	±10%	10	100	800	1300	900	300
SCI-B1608-560□□□	56		10	100	700	1100	1000	300
SCI-B1608-680□□□	68		10	100	650	1000	1200	300
SCI-B1608-820□□□	82		10	100	600	850	1500	300
SCI-B1608-101□□□	100		10	100	550	750	1700	300
SCI-B1608-121□□□	120		8	50	500	650	2000	250
SCI-B1608-151□□□	150		8	50	500	600	2400	200
SCI-B1608-181□□□	180		8	50	400	500	2700	200
SCI-B1608-221□□□	220		8	50	400	500	2800	200
SCI-B1608-271□□□	270		8	50	350	450	3100	200

* SRF : Self-Resonant Frequency. * DCR : DC Resistance

Electrical characteristic Curves

Inductance Characteristics

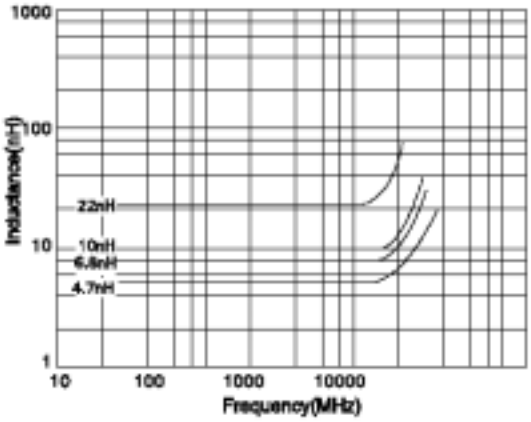

Q Characteristics

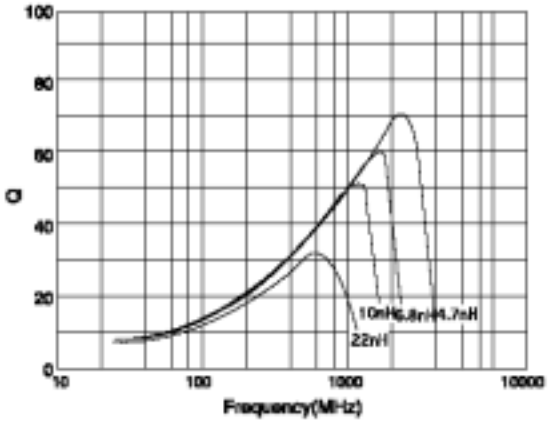

Test Equipment & Fixture

L, Q : RF Impedance Analyzer HP4291A , Test Fixture HP16192A
SRF : Network Analyzer 8722ES (Agilent)
Rdc : TWA-161A,B

*All specifications are subject to change without notice.