Features

1. SMD type chip inductors utilizing monolithic structure provide highly reliable surface mount applications.
2. Superior Q characteristics is guaranteed over the wide frequency range for high frequency applications.
3. Excellent solder heat resistance for soldering.
4. Lead Free (RoHS Compliance)

Applications

1. RF module of telecommunication products.
   - Cellular phone, Cordless telephone etc.
2. GSM Phone, PCS Phone.
3. Computer communications, Radar detectors.
4. Automotive electronics, Keyless remote.

Ordering Information

SCI	-	B	1005	-	120	-	K	J	T
(1)		(2)	(3)		(4)		(5)	(6)	(7)

(1) Series

(2) Material & design

(3) Dimensions
The first two digits : length(㎜)
The last two digits : width(㎜)

(4) Inductance
The first two digits are values.
The last digit is the number of zeros.
N : a decimal point placed between first two digits

(5) Tolerance
S : ± 0.3nH
J : ± 5%
K : ± 10%

(6) Termination
J : Nickel barrier

(7) **Packing**
B : Bulk Packing
T : Tape & Reel (Φ 178㎜ [7inches])
L : Tape & Reel (Φ 254㎜ [10inches])

Shape and Dimensions

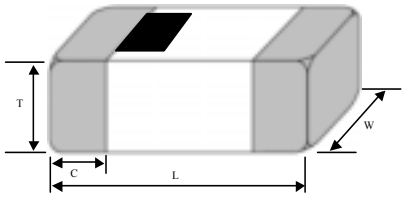

unit : mm [inches]

Type	L	W	T	C
SCI-□1005-	1.0±0.10 〔.039±.004〕	0.5±0.10 〔.020±.004〕	0.5±0.10 〔.020±.004〕	0.20±0.10 〔.008±.004〕

※ The polarity mark can be provided upon customer's request.

Electrical Parameters

Part No.	Inductance		Q (min.)	Q (typ.)		SRF (MHz)		DCR (mΩ) max.	Rated current (mA) max
	nH	Tolerance	100MHz	800MHz	1.8GHz	min.	typ.		
SCI-B1005-10N□□□	1.0	±0.3nH	8	39	65	6000	13000	100	300
SCI-B1005-12N□□□	1.2		8	36	56	6000	10000	120	300
SCI-B1005-15N□□□	1.5		8	35	55	6000	10000	120	300
SCI-B1005-18N□□□	1.8		8	33	52	6000	9500	140	300
SCI-B1005-22N□□□	2.2		8	31	50	6000	9000	160	300
SCI-B1005-27N□□□	2.7		8	30	45	6000	9000	200	300
SCI-B1005-33N□□□	3.3		8	30	44	6000	8000	220	300
SCI-B1005-39N□□□	3.9		8	30	44	4000	6500	250	300
SCI-B1005-47N□□□	4.7		8	29	42	4000	5000	280	300
SCI-B1005-56N□□□	5.6		8	29	41	4000	5000	300	300
SCI-B1005-68N□□□	6.8	± 5%	8	29	39	3900	4400	350	300
SCI-B1005-82N□□□	8.2		8	29	38	3600	4000	400	250
SCI-B1005-100□□□	10.0		8	28	35	3200	3500	450	250
SCI-B1005-120□□□	12		8	28	32	2700	3500	500	200
SCI-B1005-150□□□	15		8	27	28	2300	3000	550	200
SCI-B1005-180□□□	18		8	26	22	2100	2600	650	200
SCI-B1005-220□□□	22		8	25	16	1900	2200	800	200
SCI-B1005-270□□□	27		8	25	-	1600	1900	900	200
SCI-B1005-330□□□	33		8	23	-	1300	1700	1100	200
SCI-B1005-390□□□	39		8	19	-	1200	1600	1200	100
SCI-B1005-470□□□	47		8	18		1000	1300	1300	100
SCI-B1005-560□□□	56		8	-		750	900	1400	100
SCI-B1005-680□□□	68		8	-		700	800	1400	100
SCI-B1005-820□□□	82		8	-		600	700	1600	100
SCI-B1005-101□□□	100		8	-		350	650	2000	100

* SRF : Self-Resonant Frequency. * DCR : DC Resistance

Electrical Characteristic Curves

Inductance Characteristics

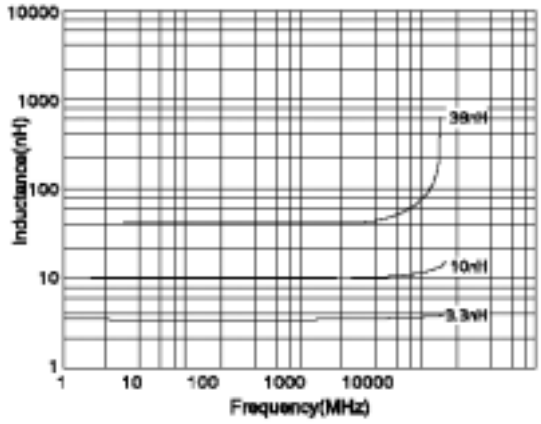

Q Characteristics

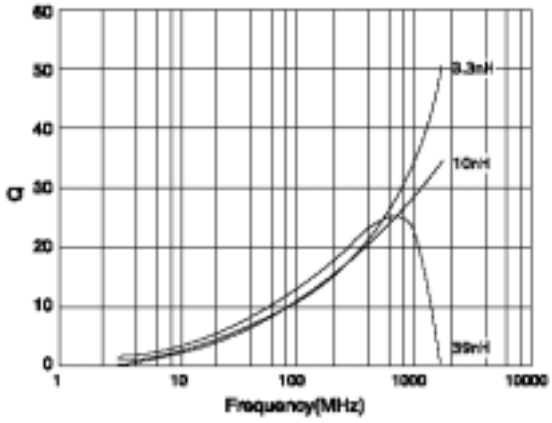

Test Equipment & Fixture

L, Q : RF Impedance Analyzer 4991A(Agilent) , Test Fixture HP16193A
SRF : Network Analyzer 8722ES (Agilent)
Rdc : TWA-161A,B