SC53LC

SMD POWER INDUCTORS



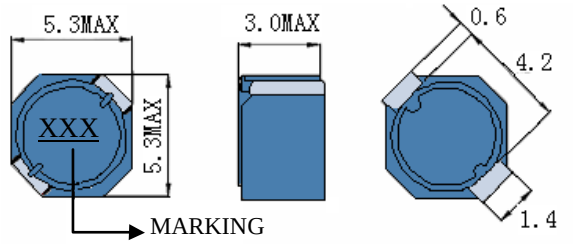

● Features
1. Magnetically shielded construction
2 Excellent Power Density
3 Engineered to Provide High Efficiency

ELECTRICAL CHARACTERISTICS

Part Number	Inductance (uH) (1)	Test Frequency	DC Resistance (Ω MAX) (2)	Saturation Current (3) (A)	Temperature Current (4) (A)
SC53LC-2R0	2.0	100KHZ	38m	2.92	3.60
SC53LC-3R3	3.3	100KHZ	51m	2.36	3.42
SC53LC-4R7	4.7	100KHZ	60m	1.87	2.80
SC53LC-6R8	6.8	100KHZ	76m	1.51	2.27
SC53LC-100	10	100KHZ	105m	1.33	2.00
SC53LC-150	15	100KHZ	126m	1.05	1.60
SC53LC-220	22	100KHZ	190m	0.86	1.28
SC53LC-330	33	100KHZ	288m	0.72	1.09
SC53LC-470	47	100KHZ	415m	0.62	0.87
SC53LC-680	68	100KHZ	545m	0.51	0.73
SC53LC-101	100	100KHZ	860m	0.43	0.58
SC53LC-151	150	100KHZ	1.24	0.21	0.46
SC53LC-221	220	100KHZ	2.04	0.18	0.39

SC53LC Inductance decrease by current

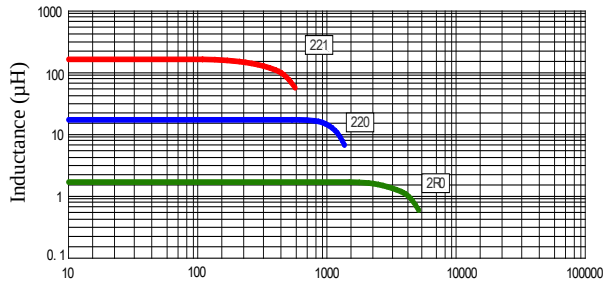

SC53LC Temperature rise by current

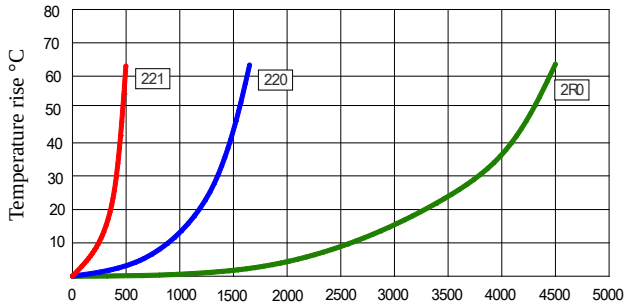

(1). Inductance tolerance for 2.0uH~6.8uH: ±30%, for 10uH~220uH: ±20%. Tested at 0.25V, 0ADC and 25℃
(2). DCR measured at 25℃.
(3). The DC current at which the inductance decreases by 30% from its initial value.
(4). The DC current that results in a 40℃ temperature rise from 25℃ambient.

Click here for QUANTITY PER REEL & PACKING INFORMATION

Custom versions available upon request.

© 2019 Signal Transformer –Specification subject to change without notice. 12.19

128 Atlantic Avenue, Lynbrook, NY 11563
Toll Free 866-239-5777 • Tel 516-239-5777 • Fax 516-239-7208
Sales@signaltransformer.com • techhelp@signaltransformer.com