SC1812

SMD POWER INDUCTORS



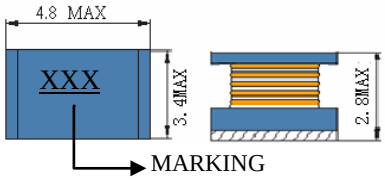

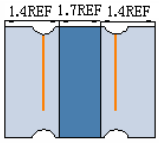

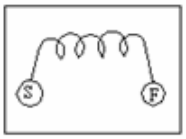

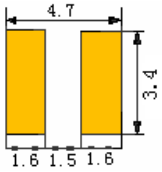

● Features
1. Open frame construction
2 Low DCR
3 Excellent Power Density
4 Engineered to Provide High Efficiency

ELECTRICAL CHARACTERISTICS

Part Number	Inductance (uH) (1)	Test Frequency	DC Resistance (Ω MAX) (2)	Saturation Current (3) (A)	Temperature Current (4) (A)
SC1812-1R0	1.0	1MHZ	104m	1.08	1.75
SC1812-1R5	1.5	1MHZ	117m	1.00	1.64
SC1812-2R2	2.2	1MHZ	143m	0.90	1.55
SC1812-3R3	3.3	1MHZ	169m	0.80	1.42
SC1812-4R7	4.7	1MHZ	195m	0.75	1.32
SC1812-6R8	6.8	1MHZ	260m	0.72	1.23
SC1812-100	10	1MHZ	312m	0.65	1.12
SC1812-150	15	1MHZ	416m	0.57	0.96
SC1812-220	22	1MHZ	780m	0.42	0.70
SC1812-330	33	1MHZ	1.30	0.31	0.50
SC1812-470	47	1MHZ	1.43	0.28	0.45
SC1812-680	68	1MHZ	2.21	0.22	0.38
SC1812-101	100	1MHZ	2.86	0.19	0.34
SC1812-151	150	1MHZ	4.55	0.13	0.28
SC1812-221	220	1MHZ	5.20	0.11	0.24
SC1812-331	330	1MHZ	8.84	0.10	0.19
SC1812-471	470	1KHZ	15.0	0.09	0.13

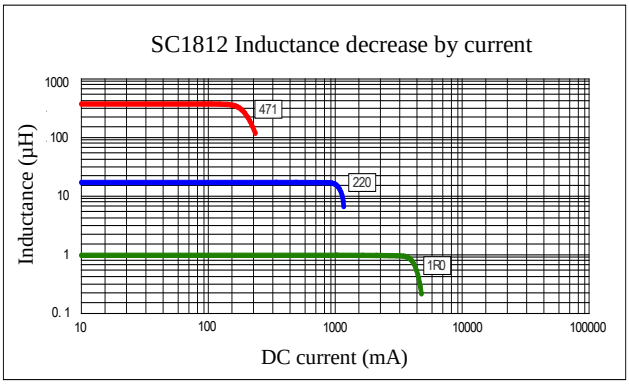

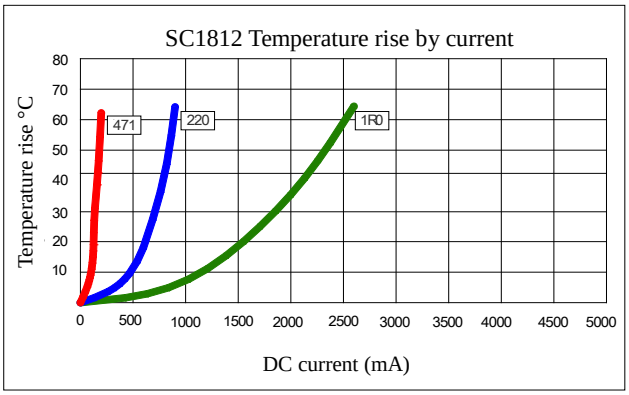

(1). Inductance tolerance for 1.0uH~6.8uH: ±20%, for 10uH~470uH: ±10%. Tested at 0.25V, 0ADC and 25℃
(2). DCR measured at 25℃.
(3). The DC current at which the inductance decreases by 10% from its initial value.
(4). The DC current that results in a 40℃ temperature rise from 25℃ ambient.

Click here for QUANTITY PER REEL & PACKING INFORMATION

Custom versions available upon request.

© 2019 Signal Transformer –Specification subject to change without notice. 12.19

128 Atlantic Avenue, Lynbrook, NY 11563
Toll Free 866-239-5777 • Tel 516-239-5777 • Fax 516-239-7208
Sales@signaltransformer.com • techhelp@signaltransformer.com