Ordering number:EN4566

SB40-03T

Schottky Barrier Diode

30V, 4A Rectifier

Applications

· High frequency rectification (switching regulators, converters, choppers).

Features

· Low forward voltage (V_F max=0.55V).
· Fast reverse recovery time (trr max=30ns).
· Low switching noise.
· Low leakage current and high reliability due to highly reliable planar structure.

Package Dimensions

unit:mm

1255A

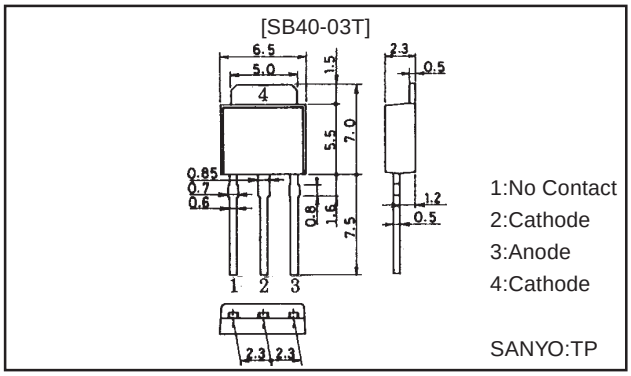

unit:mm

1256A

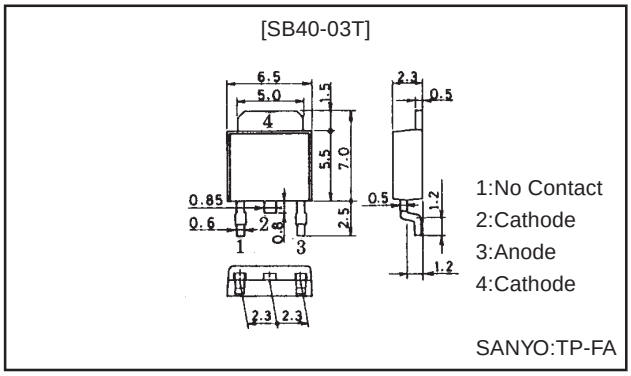

trr Test Circuit

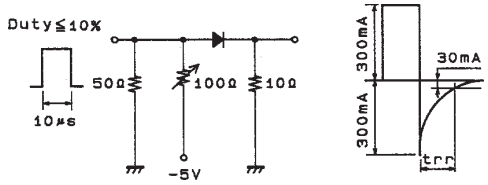

Specifications

Absolute Maximum Ratings at Ta = 25˚C

Parameter	Symbol	Conditions	Ratings	Unit
Repetitive Peak Reverse Voltage	V_{RRM}		30	V
Nonrepetitive Peak Reverse Surge Voltage	V_{RSM}		35	V
Average Output Current	I_O	50Hz, resistive load, Tc=105˚C	4	A
Surge Forward Current	I_{FSM}	50Hz sine wave, 1 cycle	40	A
Junction Temperature	Tj		–55 to +125	˚C
Storage Temperature	Tstg		–55 to +125	˚C

Electrical Characteristics at Ta = 25˚C

Parameter	Symbol	Conditons	Ratings			Unit
			min	typ	max	
Reverse Voltage	V_R	I_R=1mA	30			V
Forward Voltage	V_F(1)	I_F=4A			0.55	V
	V_F(2)	I_F=1A			0.45	V
Reverse Current	I_R	V_R=15V			200	μA
Interterminal Capacitance	C	V_R=10V, f=1MHz		160		pF
Reverse Recovery Time	trr	I_F=I_R=300mA, See sepcified Test Circuit			30	ns
Thermal Resistance (Junction-Ambient)	Rth(j-a)			90		˚C/W
Thermal Resistance (Junction-Case)	Rth(j-c)			6		˚C/W

$I_F - V_F$

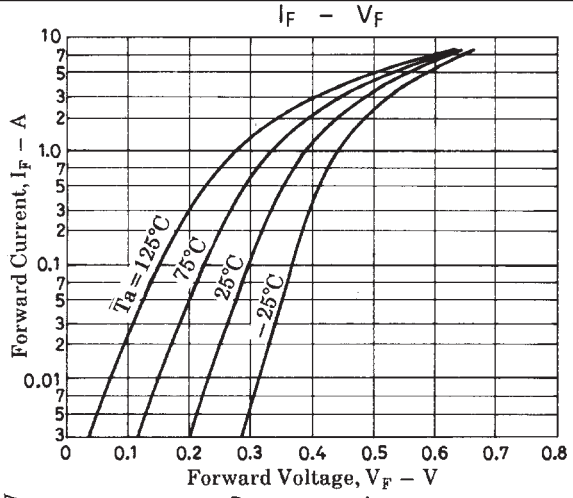

$I_R - V_R$

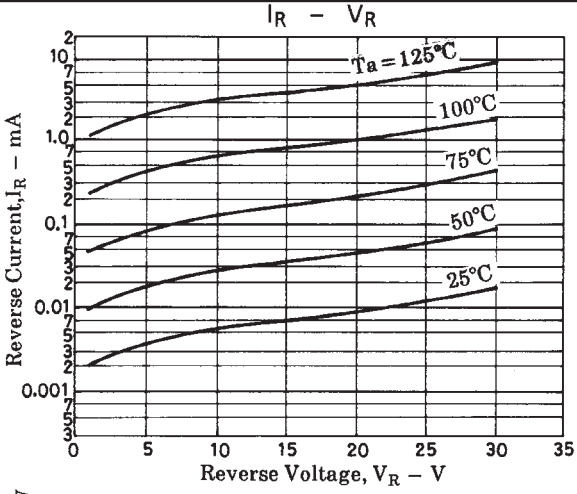

$P_{F(AV)} - Io$

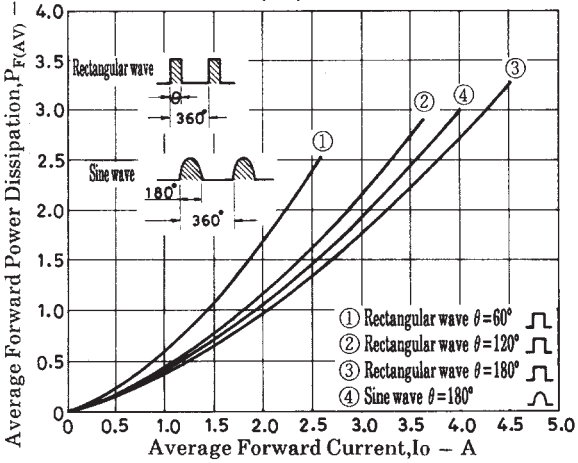

$P_{R(AV)} - V_{RM}$

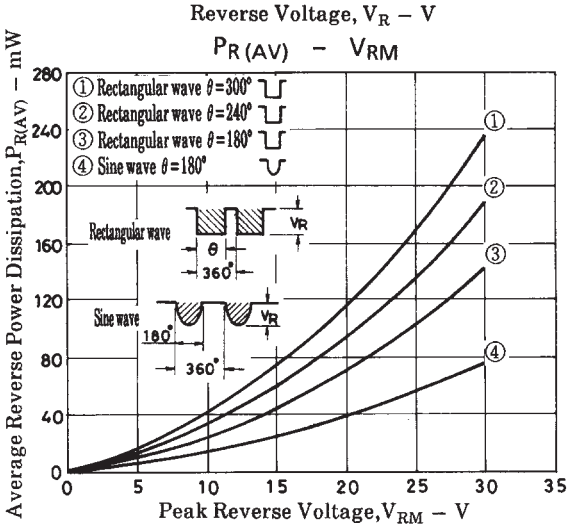

$Tc - Io$

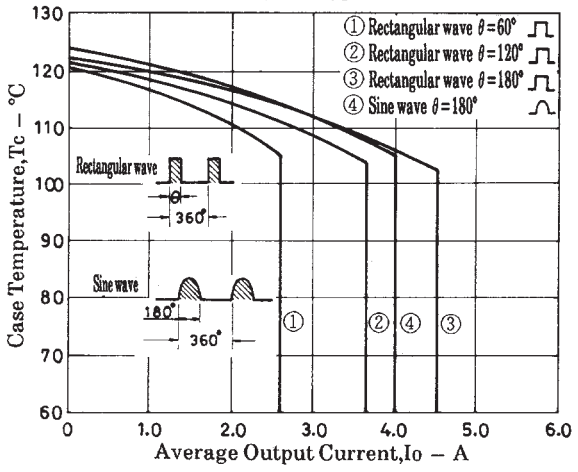

$C - V_R$

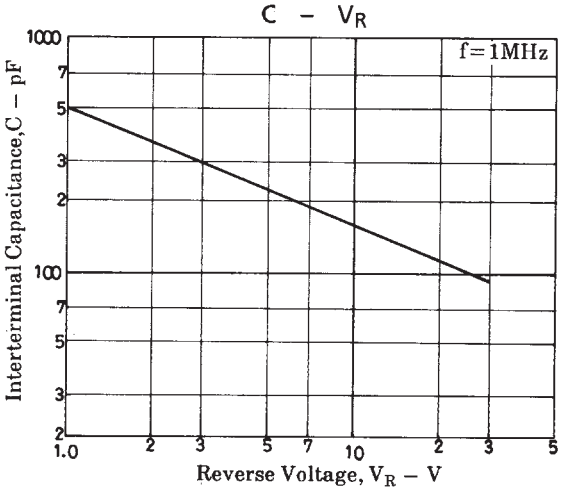

$Is - t$

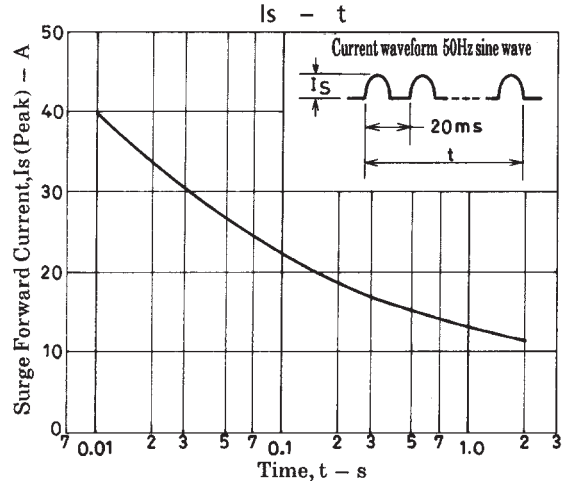

■ No products described or contained herein are intended for use in surgical implants, life-support systems, aerospace equipment, nuclear power control systems, vehicles, disaster/crime-prevention equipment and the like, the failure of which may directly or indirectly cause injury, death or property loss.

■ Anyone purchasing any products described or contained herein for an above-mentioned use shall:
① Accept full responsibility and indemnify and defend SANYO ELECTRIC CO., LTD., its affiliates, subsidiaries and distributors and all their officers and employees, jointly and severally, against any and all claims and litigation and all damages, cost and expenses associated with such use:
② Not impose any responsibilty for any fault or negligence which may be cited in any such claim or litigation on SANYO ELECTRIC CO., LTD., its affiliates, subsidiaries and distributors or any of their officers and employees jointly or severally.

■ Information (including circuit diagrams and circuit parameters) herein is for example only; it is not guaranteed for volume production. SANYO believes information herein is accurate and reliable, but no guarantees are made or implied regarding its use or any infringements of intellectual property rights or other rights of third parties.

This catalog provides information as of April, 1998. Specifications and information herein are subject to change without notice.