Elektronische Bauelemente

S4GBU20-C ~ S4GBU80-C

Voltage 200V ~ 800V

4.0Amp Glass Passivited Bridge Rectifiers

RoHS Compliant Product

FEATURES

- Ideal for printed circuit board
- Reliable low cost construction utilizing molded plastic technique
- Plastic material has Underwriters Laboratory flammability classification 94V-0
- Mounting position: Any
- These are Halogen & Pb Free components
- This series is UL recognized under Component Index, file number E255340

GBU

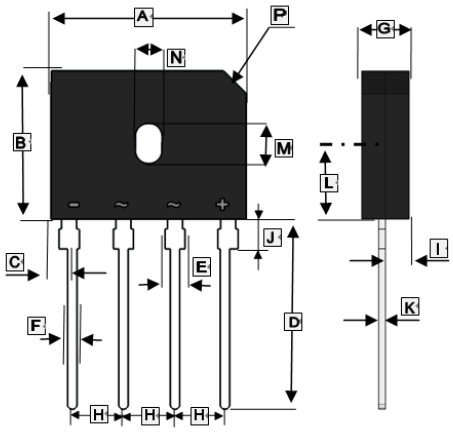

REF.	Millimeter		REF.	Millimeter	
	Min.	Max.		Min.	Max.
A	21.7	22.3	I	1.8	2.2
B	18.2	18.8	J	1.8	2.2
C	3.15	3.55	K	0.4	0.6
D	17.5	18.5	L	9.9	10.1
E	1.8	2.2	M	5.2	5.8
F	0.9	1.2	N	3.3	3.8
G	3.4	3.8	P	3 x 45°	
H	5	5.2			

MAXIMUM RATINGS AND ELECTRICAL CHARACTERISTICS

(Rating 25°C ambient temperature unless otherwise specified. Single phase half wave, 60Hz, resistive or inductive load. For capacitive load, de-rate current by 20%.)

Parameter		Symbol	Part Number				Unit
			S4GBU20-C	S4GBU40-C	S4GBU60-C	S4GBU80-C	
Maximum Recurrent Peak Reverse Voltage		V_{RRM}	200	400	600	800	V
Average Rectified Output Current @50HZ sine wave, R-load	T_C=110℃ (with heat sink)	I_O	4				A
	T_A=25℃ (without heat sink)		2.3				
Peak Forward Surge Current @ 50H_Z sine wave, 1 cycle, T_A=25℃		I_{FSM}	150				A
Maximum Peak Forward Voltage[3]		V_{FM}	1				V
Peak Reverse Current [2]		I_{RRM}	5				μA
I^2t Rating for Fusing @1ms≤t＜8.3ms, T_J=25℃,Rating of per diode		I^2t	93				A^2s
Mounting Torque @ Recommend torque:5kg·cm		TOR	8				Kg・cm
Dielectric Strength[1]		Vdis	2				kV
Typical Thermal Resistance (with heat sink)		$R_{\theta JC}$	5.5				°C/W
Typical Thermal Resistance(without heat sink)		$R_{\theta JA}$	23				°C/W
Typical Thermal Resistance(without heat sink)		$R_{\theta JL}$	4.2				°C/W
Operating and Storage temperature range		T_J,T_{STG}	150, -40~150				°C

Notes：

1. Terminals to case，AC 1 minute
2. V_{RM}=V_{RRM}, Pulse measurement, Rating of per diode.
3. I_{FM}=4.0A, Pulse measurement, Rating of per diode

Elektronische Bauelemente

S4GBU20-C ~ S4GBU80-C

Voltage 200V ~ 800V

4.0Amp Glass Passivited Bridge Rectifiers

RATINGS AND CHARACTERISTIC CURVES

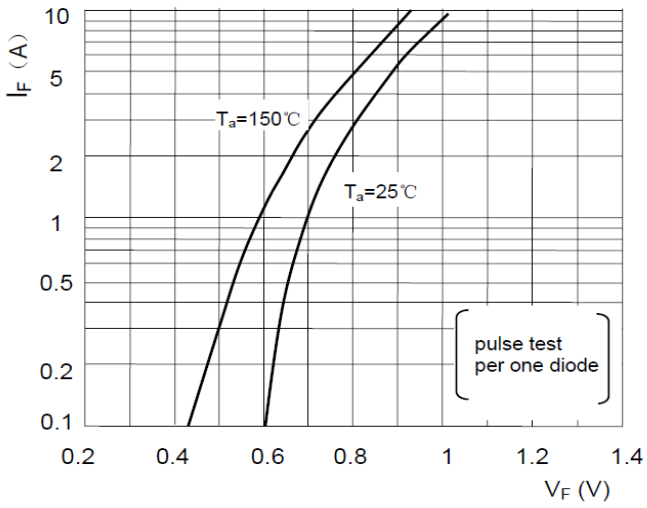

Forward Characteristics

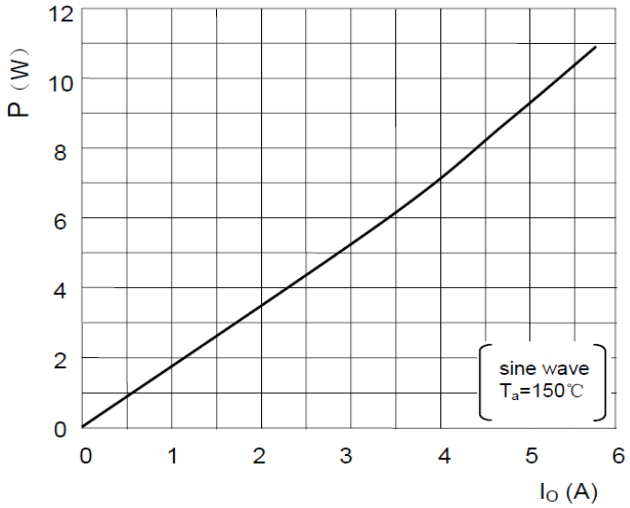

P-I_O Curve

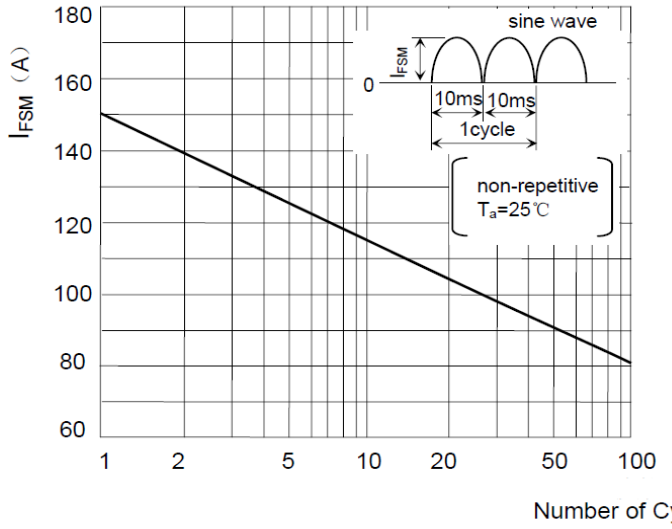

Surge Forward Current Capability

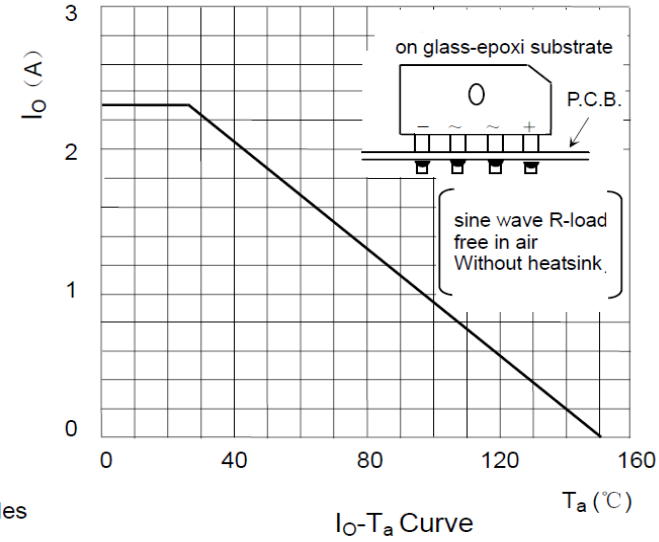

I_O-T_a Curve

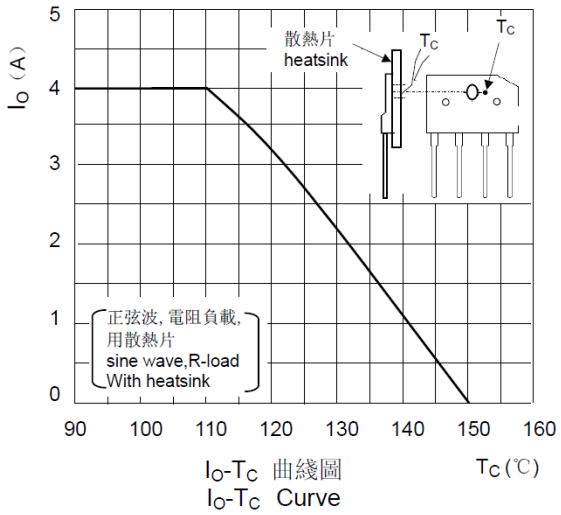

I_O-T_C 曲綫圖

I_O-T_C Curve