S2A – S2M

2.0A SURFACE MOUNT GLASS PASSIVATED RECTIFIER

Features

- Glass Passivated Die Construction
- Ideally Suited for Automatic Assembly
- Low Forward Voltage Drop
- Surge Overload Rating to 60A Peak
- Low Power Loss
- Built-in Strain Relief
- Plastic Case Material has UL Flammability Classification Rating 94V-O

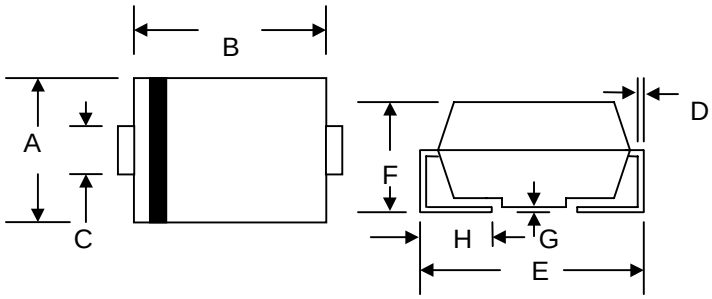

Mechanical Data

- Case: Molded Plastic
- Terminals: Solder Plated, Solderable per MIL-STD-750, Method 2026
- Polarity: Cathode Band or Cathode Notch
- Marking: Type Number
- Weight: 0.093 grams (approx.)

SMB/DO-214AA		
Dim	**Min**	**Max**
A	3.30	3.94
B	4.06	4.70
C	1.91	2.11
D	0.152	0.305
E	5.08	5.59
F	2.13	2.44
G	0.051	0.203
H	0.76	1.27
All Dimensions in mm		

Maximum Ratings and Electrical Characteristics @T_A=25°C unless otherwise specified

Characteristic	Symbol	S2A	S2B	S2D	S2G	S2J	S2K	S2M	Unit
Peak Repetitive Reverse Voltage Working Peak Reverse Voltage DC Blocking Voltage	V_{RRM} V_{RWM} V_R	50	100	200	400	600	800	1000	V
RMS Reverse Voltage	$V_{R(RMS)}$	35	70	140	280	420	560	700	V
Average Rectified Output Current @T_L = 110°C	I_O	2.0							A
Non-Repetitive Peak Forward Surge Current 8.3ms Single half sine-wave superimposed on rated load (JEDEC Method)	I_{FSM}	60							A
Forward Voltage @I_F = 2.0A	V_{FM}	1.10							V
Peak Reverse Current @T_A = 25°C At Rated DC Blocking Voltage @T_A = 125°C	I_{RM}	5.0 200							μA
Reverse Recovery Time (Note 1)	t_{rr}	2.5							μS
Typical Junction Capacitance (Note 2)	C_j	30							pF
Typical Thermal Resistance (Note 3)	$R_{\theta JL}$	16							K/W
Operating and Storage Temperature Range	T_j, T_{STG}	-55 to +150							°C

Note: 1. Measured with I_F = 0.5A, I_R = 1.0A, I_{rr} = 0.25A,
2. Measured at 1.0 MHz and applied reverse voltage of 4.0 V DC.
3. Mounted on P.C. Board with 8.0mm^2 land area.

© 2002 Won-Top Electronics

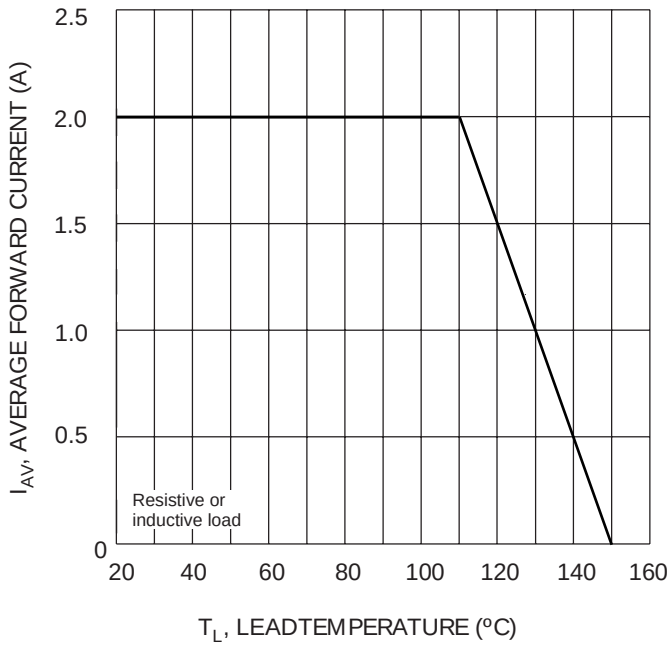

Fig. 1 Forward Current Derating Curve

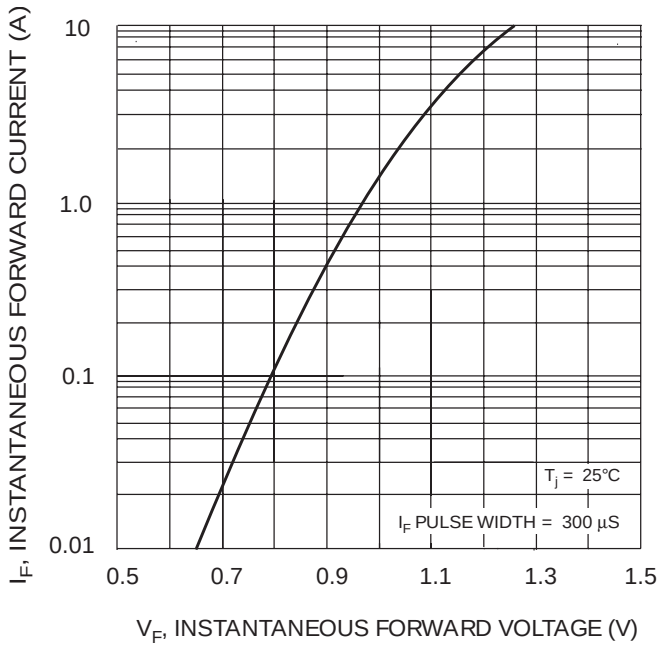

Fig. 2 Typical Forward Characteristics

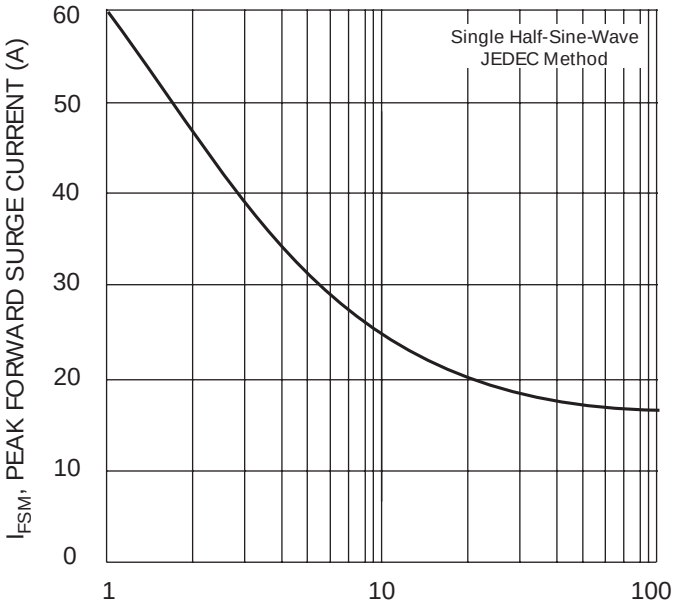

Fig. 3 Forward Surge Current Derating Curve

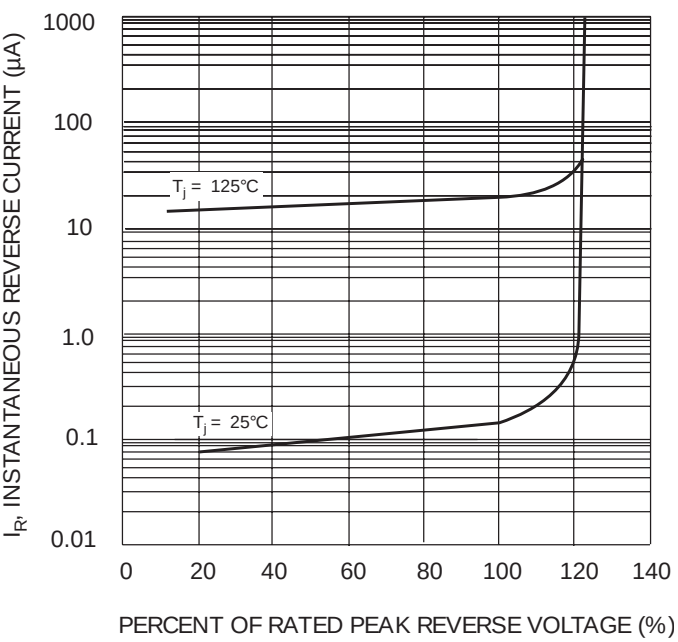

Fig. 4 Typical Reverse Characteristics

 © 2002 Won-Top Electronics

ORDERING INFORMATION

Product No.◆	Package Type	Shipping Quantity
S2A-T1	SMB	500/Tape & Reel
S2A-T3	SMB	3000/Tape & Reel
S2B-T1	SMB	500/Tape & Reel
S2B-T3	SMB	3000/Tape & Reel
S2D-T1	SMB	500/Tape & Reel
S2D-T3	SMB	3000/Tape & Reel
S2G-T1	SMB	500/Tape & Reel
S2G-T3	SMB	3000/Tape & Reel
S2J-T1	SMB	500/Tape & Reel
S2J-T3	SMB	3000/Tape & Reel
S2K-T1	SMB	500/Tape & Reel
S2K-T3	SMB	3000/Tape & Reel
S2M-T1	SMB	500/Tape & Reel
S2M-T3	SMB	3000/Tape & Reel

Products listed in **bold** are WTE **Preferred** devices.
◆T1 suffix refers to a 7" reel. T3 suffix refers to a 13" reel.
Shipping quantity given is for minimum packing quantity only. For minimum order quantity, please consult the Sales Department.

RECOMMENDED FOOTPRINT

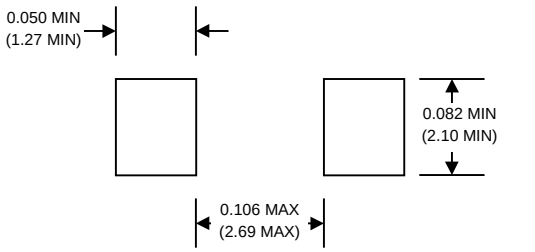

Won-Top Electronics Co., Ltd (WTE) has checked all information carefully and believes it to be correct and accurate. However, WTE cannot assume any responsibility for inaccuracies. Furthermore, this information does not give the purchaser of semiconductor devices any license under patent rights to manufacturer. WTE reserves the right to change any or all information herein without further notice.

WARNING: DO NOT USE IN LIFE SUPPORT EQUIPMENT. WTE power semiconductor products are not authorized for use as critical components in life support devices or systems without the express written approval.

Won-Top Electronics Co., Ltd.
No. 44 Yu Kang North 3rd Road, Chine Chen Dist., Kaohsiung, Taiwan
Phone: 886-7-822-5408 or 886-7-822-5410
Fax: 886-7-822-5417
Email: sales@wontop.com
Internet: http://www.wontop.com

We power your everyday.

 © 2002 Won-Top Electronics