Wirewound Rheostat/Potentiometer



FEATURES

- 55 W at 25 °C
- 40 W at 25 °C
- CCTU 05-03B (PA3)

RoHS COMPLIANT

DIMENSIONS in millimeters

ADAPTATION BOARD

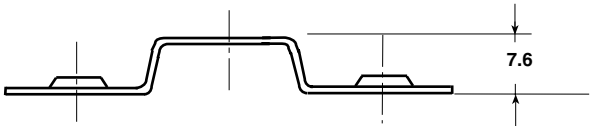

PANEL CUT OUT DETAILS

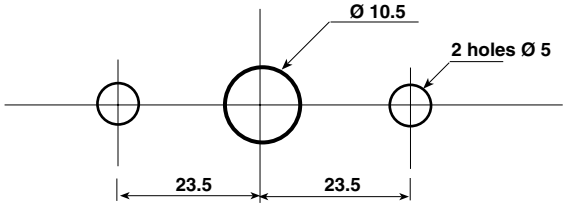

RT55-PA3

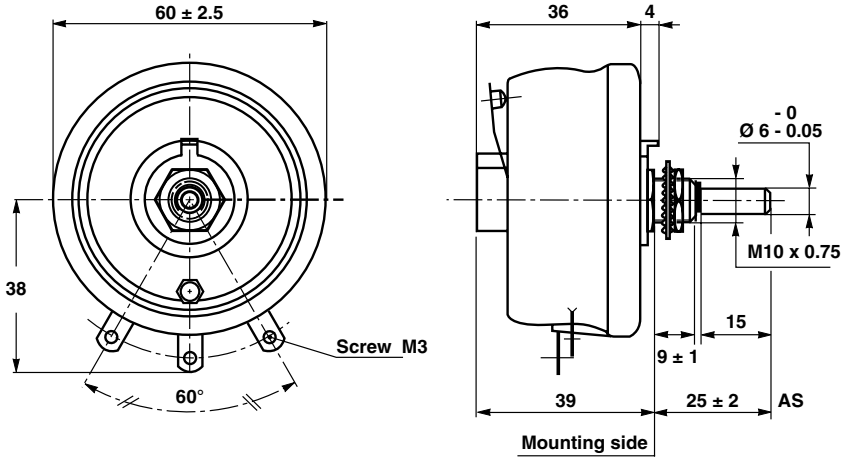

PANEL CUT OUT DETAILS

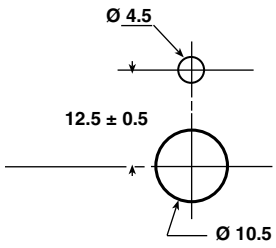

MECHANICAL SPECIFICATIONS

Mechanical Protection	Vitreous
Mechanical Travel	300° ± 5°
Operating Torque	2 to 15 Ncm
End Stop Torque	100 Ncm
Unit Weight	175 g

ENVIRONMENTAL SPECIFICATIONS

Temperature Range	- 55 °C + 320 °C
Climatic Category	CCTU 454 CEI 55/200/56

ELECTRICAL SPECIFICATIONS		
Ohmic Range		1Ω to 10 kΩ
Tolerance Standard		± 10 %
Power Rating		55 W at 25 °C
Variation Law	**Standard**	linear
	On request	sectorial winding
Limiting Element Voltage		500 V (linear Law)
Dielectric Strength		1000 V_{RMS}
Insulation Resistance		10^3 MΩ (500 V_{CC})

LOCKING DEVICE

This is supplied as an option. The available spindle length is according to the panel thickness.
Order reference: DBA6

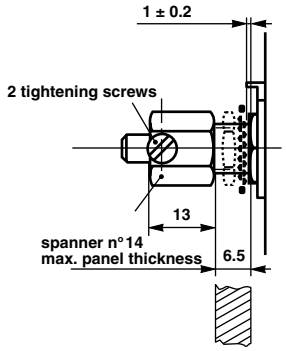

ADAPTATION BOARD

This enables 2 point mounting instead of bush mounting. The adaptation board is supplied as an option with 2 mounting screws.

SPINDLES			
Ø mm	DISTANCE TO MOUNTING PLATE mm	SCREW DRIVER SLOT	CODE
6	22	WITHOUT	AD
		WITH	ADF
	25	WITHOUT	AS
		WITH	ASF
	50	WITHOUT	AL

For any special requirement on request: spindle flats, etc. Please supply detailed drawing.

PARTICULAR CHARACTERISTICS		
NOMINAL RESISTANCE Ω	MAX. SERVICE VOLTAGE V	MAX. CURRENT THROUGH WIPER A
1	7.41	7.41
1.5	9.08	6.05
2.2	11	5
3.3	4.7	6.8
4.7	16.1	3.42
6.8	19.3	2.84
10	23.5	2.35
15	28.7	1.91
22	34.8	1.58
33	42.6	1.29
47	50.8	1.08
68	61.2	0.9
100	74.1	0.74
150	90.8	0.6
220	110	0.5
330	135	0.4
470	161	0.34
680	193	0.28
1K	235	0.23
1.5K	287	0.19
2.2K	348	0.16
3.3K	426	0.13
4.7K	500	0.11
5.6K	500	0.09
10K	500	0.05

COMMAND KNOB 41JF (OPTION)

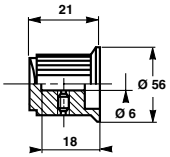

DIAL CG78 (OPTION)

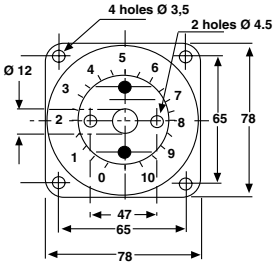

MARKING

SFERNICE trademark, series, style, ohmic value (in Ω or kΩ), tolerance (in %), maximum current in A, manufacturing date

ORDERING INFORMATION

VITREOUS	RT	55		L			AS	4K7	± 10 %	B01	e
	SERIES	STYLE	SPINDLE LOCKING DEVICE	VARIATION LAW	SPECIAL DESIGN	WINDING	SPINDLE (Code)	OHMIC VALUE	TOLERANCE	PACKAGING	LEAD (Pb)-FREE
			Optional		Method N° Optional	Optional	for special spindles please supply detailed drawing				

	ACC	BOUTON CADIAN	CG78 41JF	e
ACCESORIES	MODEL	TYPE	STYLE	LEAD (Pb)-FREE

SAP PART NUMBERING GUIDELINES

RT	055	AS	4701	K	B	XXX
MODEL	STYLE	SPINDLE	OHMIC VALUE	TOLERANCE	PACKAGING	SPECIAL DESIGN

ACCRF	BOUTON	41JF
MODEL	TYPE	STYLE

Disclaimer

All product specifications and data are subject to change without notice.

Vishay Intertechnology, Inc., its affiliates, agents, and employees, and all persons acting on its or their behalf (collectively, “Vishay”), disclaim any and all liability for any errors, inaccuracies or incompleteness contained herein or in any other disclosure relating to any product.

Vishay disclaims any and all liability arising out of the use or application of any product described herein or of any information provided herein to the maximum extent permitted by law. The product specifications do not expand or otherwise modify Vishay’s terms and conditions of purchase, including but not limited to the warranty expressed therein, which apply to these products.

No license, express or implied, by estoppel or otherwise, to any intellectual property rights is granted by this document or by any conduct of Vishay.

The products shown herein are not designed for use in medical, life-saving, or life-sustaining applications unless otherwise expressly indicated. Customers using or selling Vishay products not expressly indicated for use in such applications do so entirely at their own risk and agree to fully indemnify Vishay for any damages arising or resulting from such use or sale. Please contact authorized Vishay personnel to obtain written terms and conditions regarding products designed for such applications.

Product names and markings noted herein may be trademarks of their respective owners.