Tel : 82-32-817-4325
Fax : 82-32-817-4329

Resistors And
Resistive Applications

RQA

Ceramic Encased Wire Wound Resistors

RoHS COMPLIANT

■ GENERAL SPECIFICATIONS

Model	Wattage Rating	Resistance Range(Ω)			Resistance Tolerance
		Glass Fiber Core (GC)	Ceramic Core (CC)	Metal Oxide Film (MO)	
RQA 02	2W	0.1~200	0.1~500	10~13K	R≤ 1Ω :±10% R>1Ω :±5%
RQA 03	3W	0.1~300	0.1~1.0K	10~22K	
RQA 05	5W	0.1~500	0.1~3.0K	10~27K	
RQA 07	7W	0.2~1.0K	0.3~5.0K	10~56K	
RQA 10	10W	0.5~1.5K	0.3~10K	10~75K	
RQA 15	15W	1.0~1.5K	0.5~12K	10~100K	
RQA 20	20W	1.0~2.0K	0.5~15K	10~100K	

■ CHARACTERISTICS

Values in [ ] mean change in Ω after test

Temperature Range		-25℃~155℃
Insulation Resistance		DC500V, 20MΩ Minimum
Dielectric Withstanding Voltage		AC 1500V for 1minute
Temp. Coefficient		GC, CC : ±260ppm/℃; MO : ±400ppm/℃
Short Time Overload	Δ R±[2%+0.05Ω]	10 Times rated power for 5 sec.
Moisture Resistance	Δ R±[3%+0.05Ω]	DC 100V, 40℃ 95% RH, 500h
Thermal Shock	Δ R±[2%+0.05Ω]	Power Rating 30 min., -25℃ 15min.
Moisture Load Life	Δ R±[3%+0.05Ω]	40℃ 95% RH, 10% Power Rating 90min.-ON, 30min.-OFF, 500H
Load Life	Δ R±[5%+0.05Ω]	Power Rating 90min.-ON, 30min.-OFF, 500H
Solder ability		75% Coverage minimum

Note : Applied voltage : AC RMS voltage

■ DIMENSIONS

Power Rating(W)	Dimensions(mm)			
	L	W	H	d±0.1
2	18+1.2	6.3+1.0	6.3+1.0	0.8
3	22+1.5	8.0+1.0	8.0+1.0	0.8
5	22+1.5	9.5+1.0	9.5+1.0	0.8
7	35+1.5	9.5+1.0	9.5+1.0	0.8
10	47+1.5	9.5+1.0	9.5+1.0	0.8
15	47+1.5	12.5+1.2	12.5+1.2	0.8
20	63+2.0	12.5+1.2	12.5+1.2	0.8

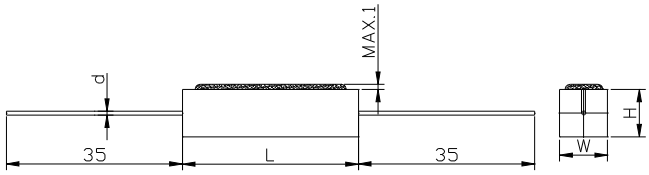

■ SURFACE TEMPERATURE INCREASE VERSUS POWER LOAD

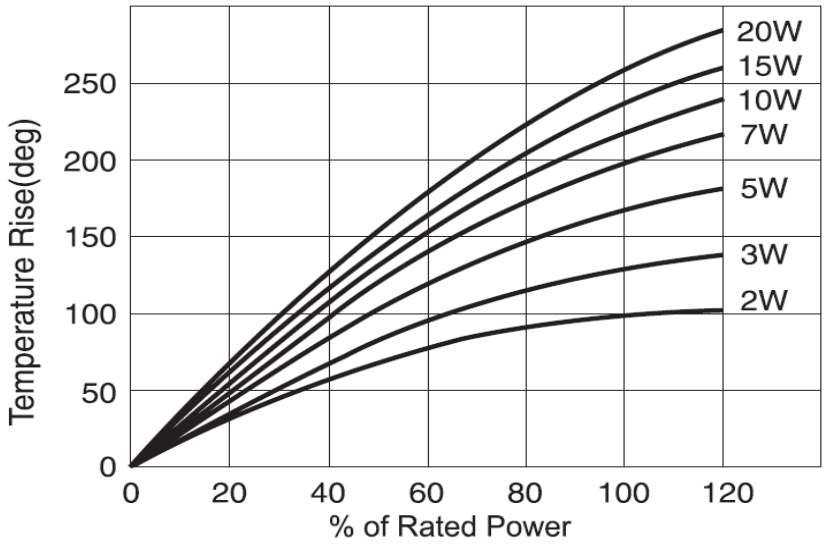

■ DERATING CURVE

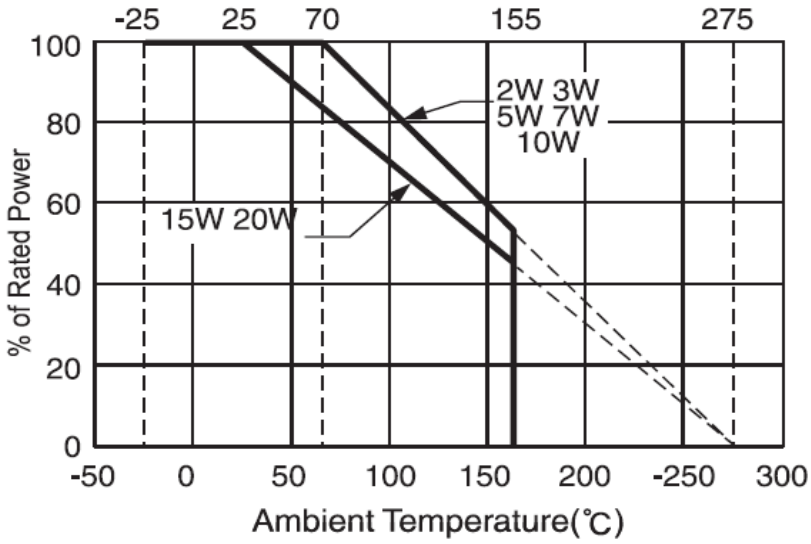

■ ORDERING PROCEDURE EXAMPLE

