Features

Unregulated Converters

- High power density 3W Converter in SIP7 case
- 3kVDC and 4kVDC Isolation Options
- Efficiency to 90%
- Certified to IEC/EN62368

RECOM
DC/DC Converter

RKZ3

3 Watt SIP7 Single Output

3 YEAR 3 warranty



RoHS 2+ compliant 10 from 10
REACH compliant

IEC/EN62368-1 certified

Description

The RKZ3 series of 3W high isolation DC/DC converters are suitable for demanding industrial applications such as bus isolators, breaking ground loops or separating multi-channel inputs which require more power than currently available in standard SIP7 isolated DC/DC converters. The RKZ3 converters are pin-compatible with the RK and RKZ converter series, offering a simple way to upgrade an existing high isolation design from 1W or 2W up to 3W. The converters are safety certified to IEC/EN62368.

Selection Guide

Part Number	nom. Input Voltage [VDC]	Output Voltage [VDC]	Output Current [mA]	Efficiency typ. (1) [%]	max. Capacitive Load (2) [µF]
RKZ3-0505S (3)	5	5	600	85	2000
RKZ3-1205S (3)	12	5	600	84	2000
RKZ3-2405S (3)	24	5	600	86	2000
RKZ3-2412S (3)	24	12	250	90	1000

Notes:

Note1: Efficiency is tested at nominal input and full load at +25°C ambient

Note2: Max Cap Load is tested at nominal input and full resistive load

Model Numbering

RKZ3-__ __ S/__

- nom. Input Voltage
- Output Voltage
- Isolation (3)

Notes:

Note3: add suffix "H" for 4kVDC/1second isolation, without suffix standard 3kVDC/1second isolation

Specifications (measured @ ta= 25°C, nom. Vin, full load unless otherwise specified)

BASIC CHARACTERISTICS					
Parameter	**Condition**		**Min.**	**Typ.**	**Max.**
Internal Input Filter					Capacitor
Input Voltage Range	nom. Vin=	5VDC	4.5VDC	5VDC	5.5VDC
		12VDC	10.8VDC	12VDC	13.2VDC
		24VDC	21.6VDC	24VDC	26.4VDC

continued on next page

Specifications (measured @ ta= 25°C, nom. Vin, full load unless otherwise specified)

Parameter	Condition	Min.	Typ.	Max.
Start-up time			0.3ms	250ms
Rise time			0.3ms	0.5ms
Internal Operating Frequency		20kHz		
Minimum Load		0%		
Output Ripple and Noise [4]	20MHz BW			100mVp-p

Notes:

Note4: Measurements are made with a 1.0µF MLCC across output (low ESR)

Efficiency vs. Load

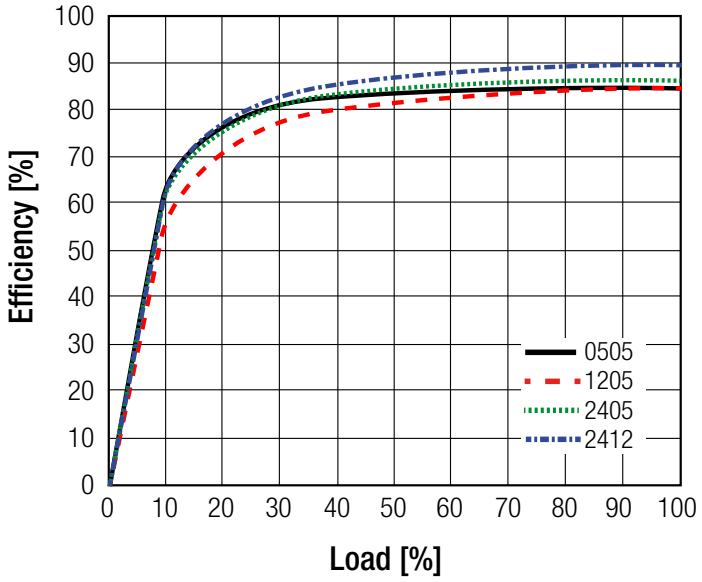

REGULATIONS			
Parameter	**Condition**		**Value**
Output Accuracy	5Vout all others		±3.0% typ. / ±4.0% max. ±2.0% typ. / ±3.0% max.
Line Regulation	low line to high line, full load		1.2% typ. @ 1% of Vin
Load Regulation	10% to 100% load	5Vout all others	15% max. 10% max

Tolerance Envelope

RKZ3-0505S

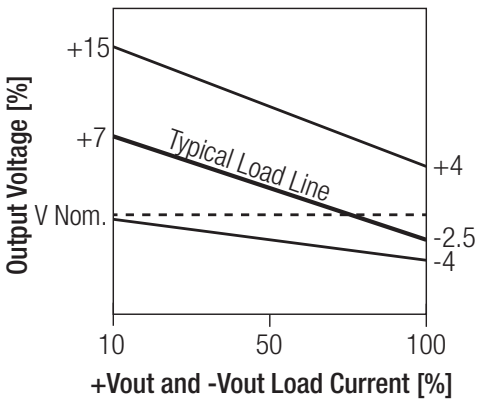

RKZ3-1205S

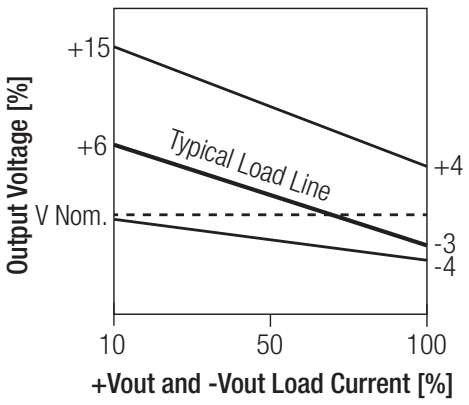

continued on next page

Specifications (measured @ ta= 25°C, nom. Vin, full load unless otherwise specified)

RKZ3-2405S

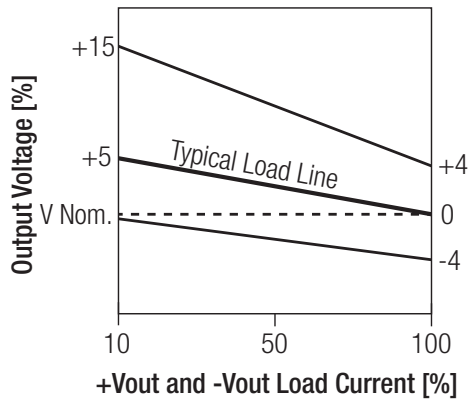

RKZ3-2412S

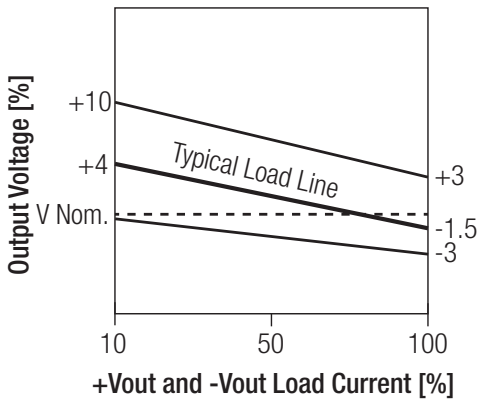

Accuracy vs. Load

RKZ3-0505S

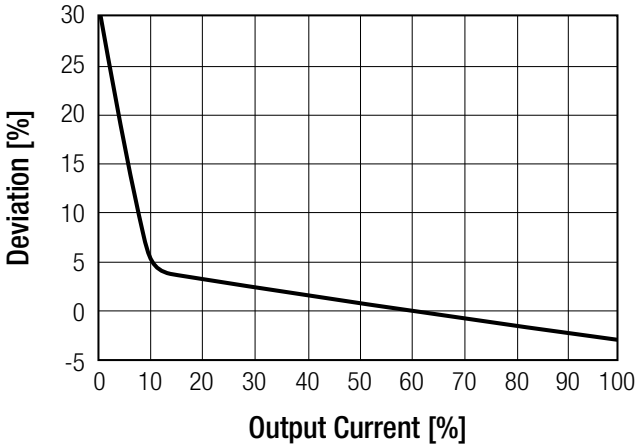

RKZ3-1205S

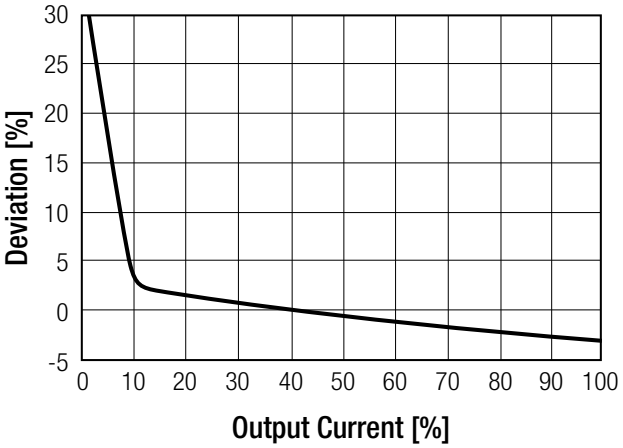

RKZ3-2405S

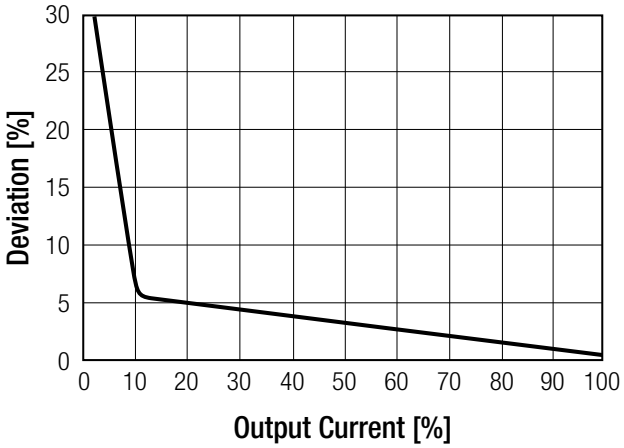

RKZ3-2412S

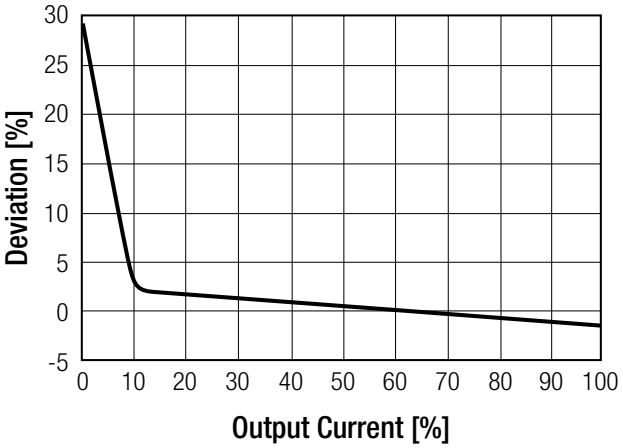

Specifications (measured @ ta= 25°C, nom. Vin, full load unless otherwise specified)

PROTECTIONS

Parameter	Type			Value
Isolation Voltage [5]	I/P to O/P	tested for 1 second	standard /H suffix	3kVDC 4kVDC
Isolation Resistance				15GΩ min.
Isolation Capacitance				130pF max.

Notes:

Note5: For repeat Hi-Pot testing, reduce the time and/or the test voltage

Note6: An input fuse is required if the mains supply is not over-current protected. Recommended fuse: T2A slow blow type

ENVIRONMENTAL

Parameter	Condition		Value
Operating Temperature Range	at natural convection and without derating (see graph)		-40°C to +90°C
Maximum Case Temperature			+115°C
Temperature Coefficient			±0.02%/°C
Operating Humidity	non-condensing		5% - 95% RH max.
Pollution Degree			PD2
MTBF	according to MIL-HDBK-217F, G.B.	+25°C +85°C	17700 x 10^3 hours 6200 x 10^3 hours
Vibration			according to MIL-STD 202G

Derating Graph
(@ Chamber and natural convection 0.1m/s)

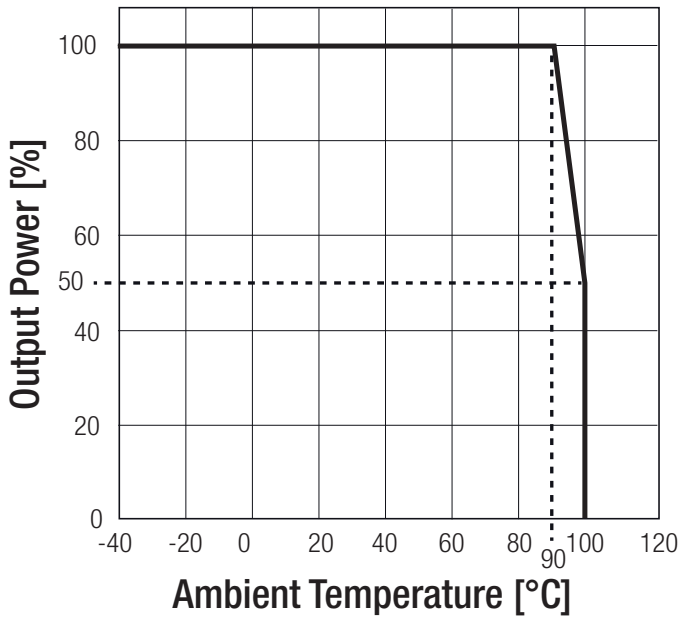

SAFETY AND CERTIFICATIONS

Certificate Type (Safety)	Report / File Number	Standard
Audio/video, information and communication technology equipment - Safety requirements	AL106047	EN62368-1, 2014 IEC62368-1, 2nd Ed., 2014
RoHs 2+		RoHS 10/10, 2011/65/EU + AM-2015/863

continued on next page

Specifications (measured @ ta= 25°C, nom. Vin, full load unless otherwise specified)

EMC Compliance	Condition	Standard / Criterion
Information technology equipment - Radio disturbance characteristics - Limits and methods of measurement		EN55032, Class B
Information technology equipment - Immunity characteristics - Limits and methods of measurement		EN55024+A1
ESD Electrostatic discharge immunity test	Air: ±8kV; Contact: ±4kV	EN61000-4-2, Criteria A
Radiated, radio-frequency, electromagnetic field immunity test	3V/m	EN61000-4-3, Criteria A
Fast Transient and Burst Immunity	DC Power Port ±0.5kV	EN61000-4-4, Criteria A
Surge Immunity (7)	DC Power Port ±0.5kV DC Output Port ±0.5kV	EN61000-4-5, Criteria B
Immunity to conducted disturbances, induced by radio-frequency fields	DC Power Port 3V DC Output Port 3V	EN61000-4-6, Criteria A
Power Magnetic Field Immunity	50Hz, 1A/m	EN61000-4-8, Criteria A

Notes:

Note7: An external input filter capacitor is required if the model has to meet EN61000-4-5. See below circuit:

Surge Test Circuit

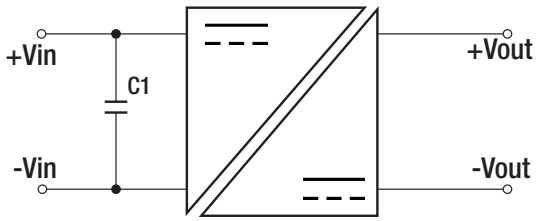

Test Voltage	C1
±0.5kV	100µF E-Cap
±1kV	220µF E-Cap

EMC Filtering according to EN55032

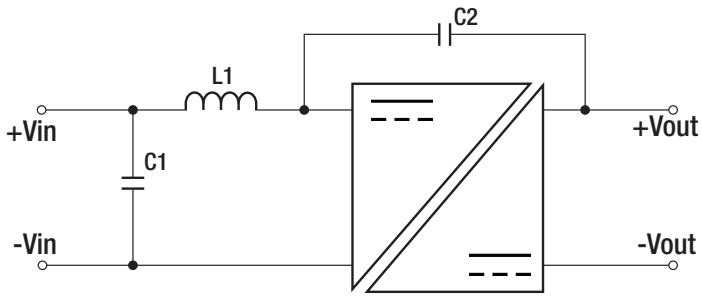

Component List Class B

Input Voltage	C1	C2	L1
5Vin	4.7µF MLCC	470pF / 5kVDC	10µH Choke
12Vin			
24Vin	2.2µF MLCC		22µH Choke

DIMENSION and PHYSICAL CHARACTERISTICS

Parameter	Type	Value
Material	Case Potting PCB	black plasitc, (UL94V-0) silicone, (UL94V-0) FR4, (UL94V-0)
Package Dimension (LxWxH)		19.6 x 7.5 x 12.2mm
Package Weight		2.8g typ.

continued on next page

Specifications (measured @ ta= 25°C, nom. Vin, full load unless otherwise specified)

Dimension Drawing (mm)

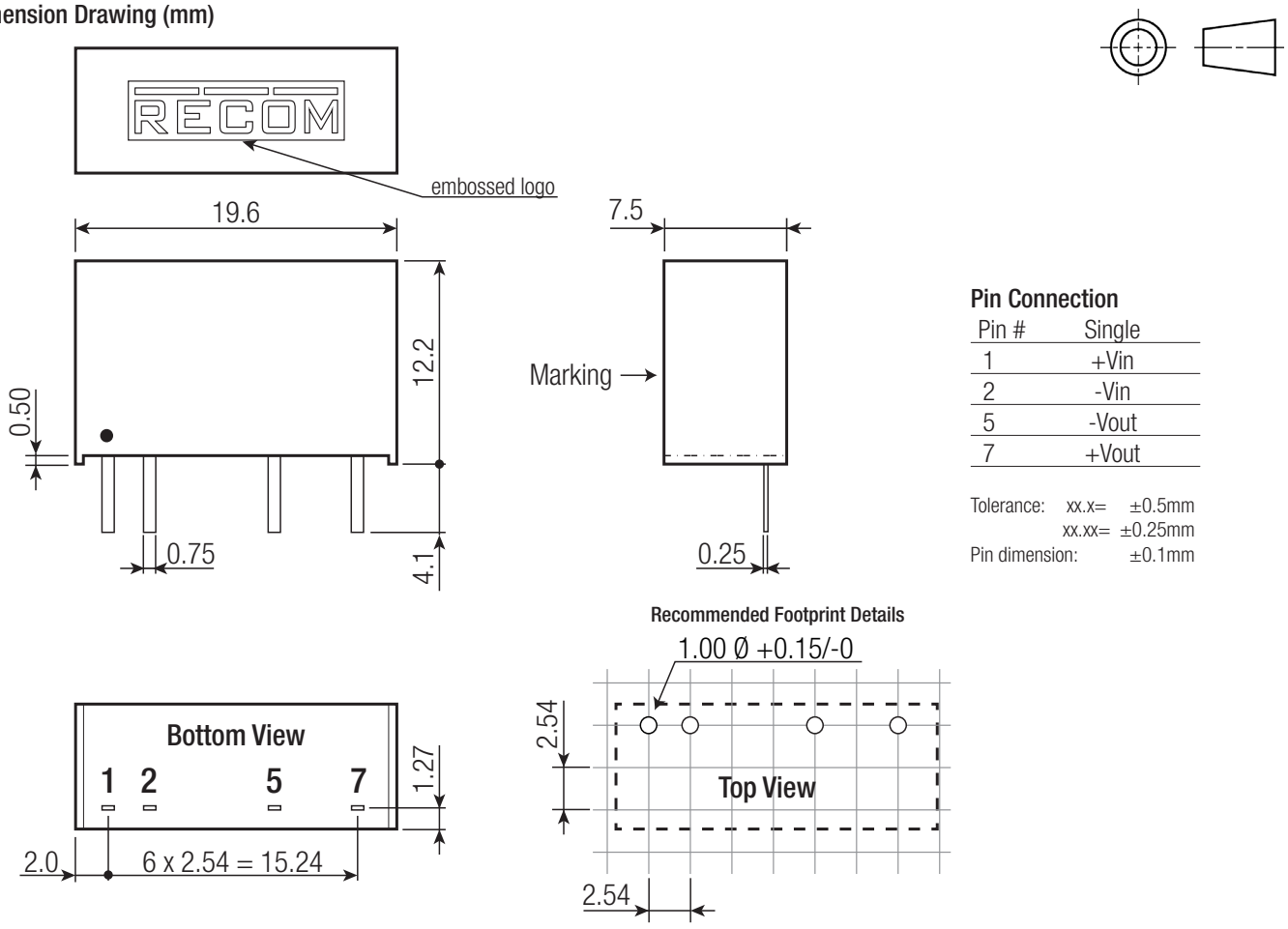

Pin Connection

Pin #	Single
1	+Vin
2	-Vin
5	-Vout
7	+Vout

Tolerance: xx.x= ±0.5mm
xx.xx= ±0.25mm
Pin dimension: ±0.1mm

PACKAGING INFORMATION		
Packaging Dimension (LxWxH)	tube	520.0 x 22.1 x 10.2mm
Packaging Quantity		24pcs
Storage Temperature Range		-55°C to +125°C

The product information and specifications are subject to change without prior notice. RECOM products are not authorized for use in safety-critical applications (such as life support) without RECOM's explicit written consent. A safety-critical application is defined as an application where a failure of a RECOM product may reasonably be expected to endanger or cause loss of life, inflict bodily harm or damage property. The buyer shall indemnify and hold harmless RECOM, its affiliated companies and its representatives against any damage claims in connection with the unauthorized use of RECOM products in such safety-critical applications.