Features

Unregulated Converters

- 3 Watt in a SIP4 Package
- 1-3kVDC Isolation
- Efficiency up to 90%
- -40°C to +100°C Operating Temperature Range
- IEC/EN/UL60950 Certified
- CB Report
- Industry Standard Pinout

RECOM
DC/DC Converter

RI3

3 Watt SIP4 Single Output

3 YEAR 3 warranty

Description

The RI3 series has been specifically designed for applications where board space is at a premium since these 3 Watt converters have the same foot print as the RI series 2 Watt converters. With efficiencies up to 90%, the full output power is available over the operating temperature range -40°C to +85°C and the converters can be used in ambient temperatures of up to 100°C with derating. The wide selection of input voltage and output voltage options plus an I/O-Isolation of 1kVDC, 2kVDC or 3kVDC makes these converters suitable for many industrial applications.



Selection Guide

Part Number	Input Voltage [VDC]	Output Voltage [VDC]	Output Current [mA]	Efficiency typ. @ full load [%]	max. Capacitive Load (1) [µF]
RI3-0505S (2)	5	5	600	83	2200
RI3-0509S (2)	5	9	333	86	1200
RI3-0512S (2)	5	12	250	87	1000
RI3-0515S (2)	5	15	200	88	820
RI3-1205S (2)	12	5	600	85	2000
RI3-1209S (2)	12	9	333	88	1200
RI3-1212S (2)	12	12	250	89	1000
RI3-1215S (2)	12	15	200	89	820
RI3-1505S (2)	15	5	600	85	2000
RI3-1509S (2)	15	9	333	88	1200
RI3-1512S (2)	15	12	250	88	1000
RI3-1515S (2)	15	15	200	88	820
RI3-2405S (2)	24	5	600	86	2000
RI3-2409S (2)	24	9	333	89	1200
RI3-2412S (2)	24	12	250	90	1000
RI3-2415S (2)	24	15	200	90	820

Notes:

Note1: Max. capacitive load is tested at nominal input and constant resistive load.

c UL us
E224736

IEC/EN60950-1 Certified
UL60950-1 Certified
CSA C22.2 NO. 60950 Certified
EN55022

Model Numbering

RI3-__ __ _/_

Input Voltage
Output Voltage
Isolation (2)
Single

Notes:

Note2: add suffix "H2" for 2kVDC/1second or "H3" for 3kVDC/1second isolation.
without suffix standard 1kVDC/1second isolation.

Examples:

e.g. RI3-1212S, Single Output, 12Vin and 12Vout, 1kVDC isolation
e.g. RI3-1212S/H2, Single Output, 12Vin and 12Vout, 2kVDC isolation
e.g. RI3-1212S/H3, Single Output, 12Vin and 12Vout, 3kVDC isolation
e.g. RI3-2405S, Single Output, 24Vin and 5Vout, 1kVDC isolation
e.g. RI3-2405S/H2, Single Output, 24Vin and 5Vout, 2kVDC isolation
e.g. RI3-2405S/H3, Single Output, 24Vin and 5Vout, 3kVDC isolation

Specifications (measured at T_a= 25°C, nominal input voltage, full load and after warm up unless otherwise specified)

BASIC CHARACTERISTICS

Parameter	Condition	Min.	Typ.	Max.
Input Voltage Range		-10%		+10%
Operating Frequency	nominal Vin	20kHz	40kHz	
Minimum Load (3)			0%	
Output Ripple and Noise (4)	20MHz BW	50mVp-p	100mVp-p	

Notes:

Note3: Operation below no load won't harm the converter, but specifications may not be met.

Note4: Measurements are made with a 100nF MLCC across output. (low ESR).

Efficiency vs. Load

RI3-05xxS

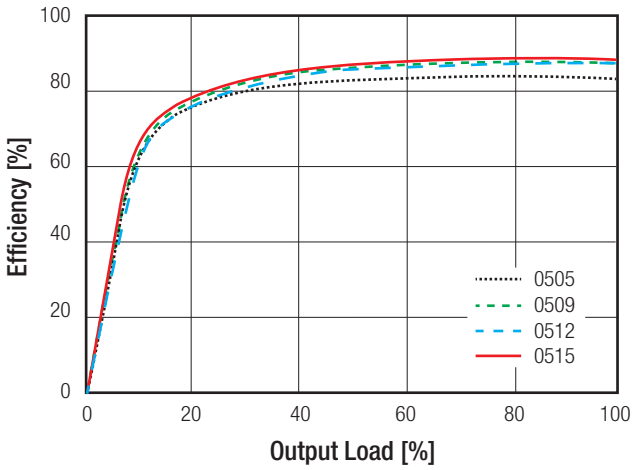

RI3-12xxS

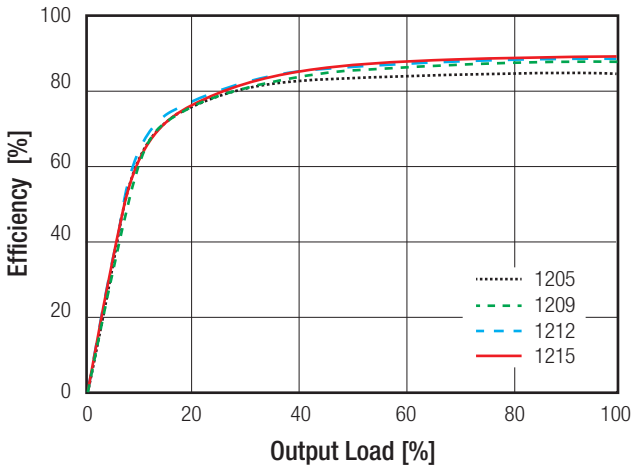

RI3-15xxS

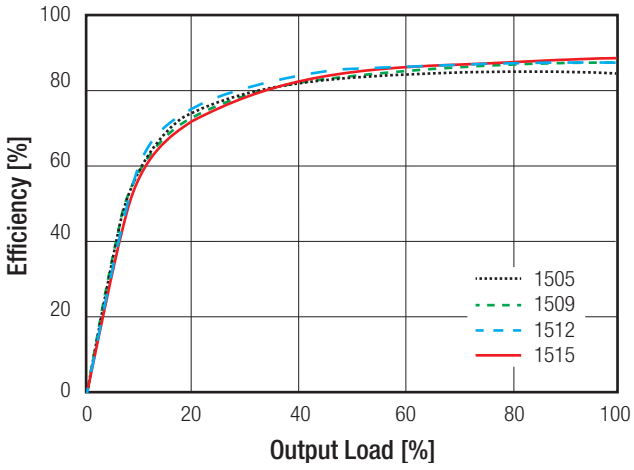

RI3-24xxS

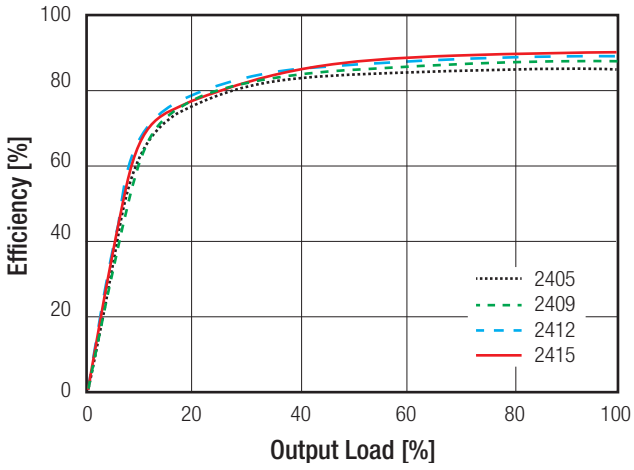

REGULATIONS

Parameter	Condition	Values
Output Voltage Accuracy	5Vout all other	3% min. / ±4% typ. 2% min. / ±3% typ.
Line Voltage Regulation	low line to high line, load @1% of Vin	±1.2% max.
Load Voltage Regulation	10% to 100% load 5Vout all other	±8% typ. / ±10% max. ±6% typ. / ±10% max.

continued on next page

Specifications (measured at T_a= 25°C, nominal input voltage, full load and after warm up unless otherwise specified)

Deviation vs. Load

RI3-xx05S

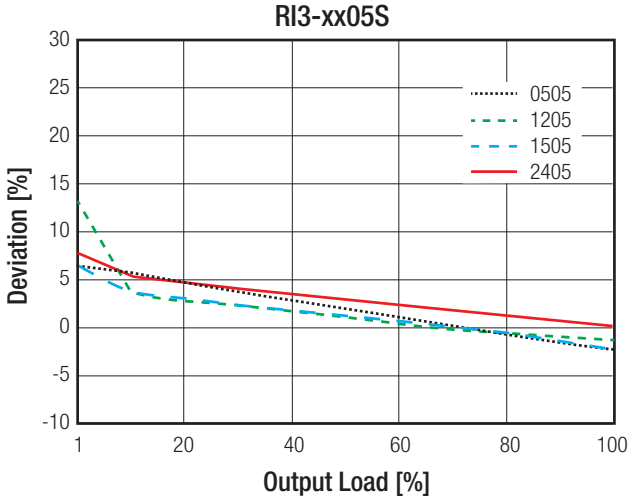

RI3-xx09S

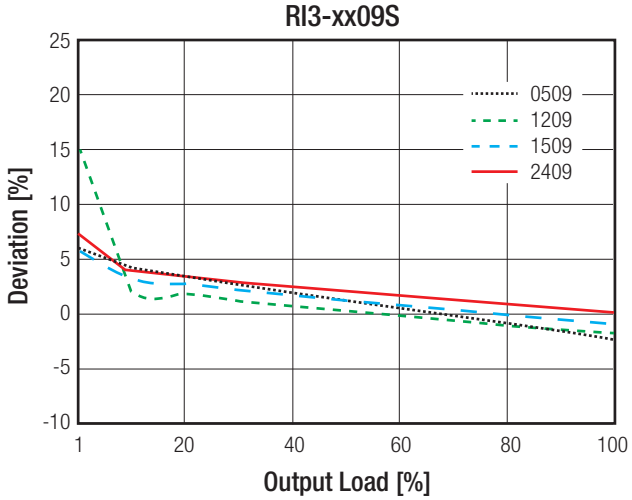

RI3-xx12S

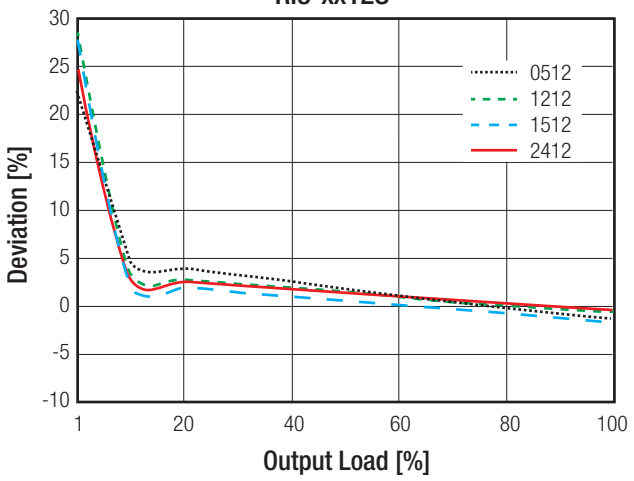

RI3-xx15S

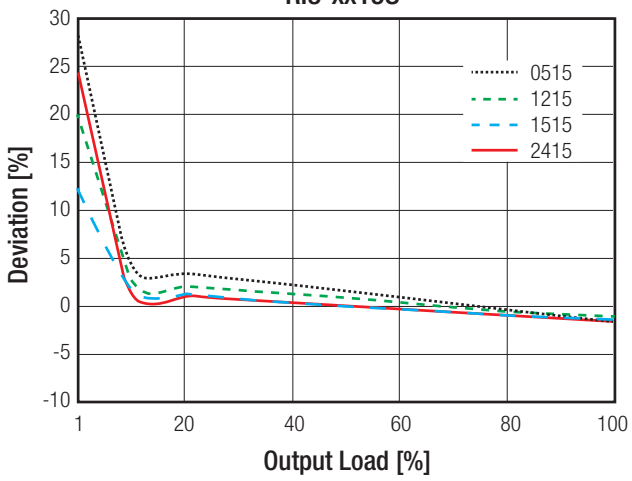

PROTECTIONS		
Parameter	**Condition**	**Value**
Isolation Voltage	standard without suffix with suffix "H2" with suffix "H3"	1kVDC / tested for 1 second 2kVDC / tested for 1 second 3kVDC / tested for 1 second
Isolation Capacitance		37pF typ. / 130pF max.
Isolation Resistance		10GΩ min.

ENVIRONMENTAL		
Parameter	**Condition**	**Value**
Operating Temperature Range	free air convection, without derating with derating	-40°C to +85°C -40°C to +100°C
Maximum Case Temperature		+115°C
Operating Humidity	non-condensing	5% - 95% RH max.
Vibration		MIL-STD-202G
MTBF	according to MIL-HDBK-217F +25°C +85°C	4395 x 10^3 hours 1740 x 10^3 hours

continued on next page

Specifications (measured at T_a= 25°C, nominal input voltage, full load and after warm up unless otherwise specified)

Derating Graph

(@ Chamber and natural convection)

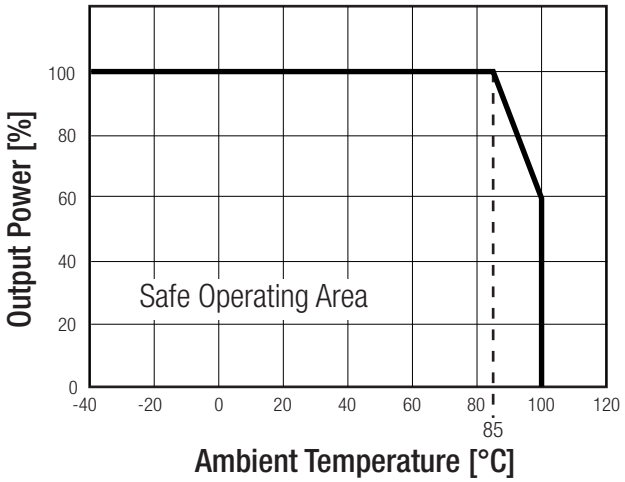

Notes:

Note5: For more details, please contact our technical support service at TechsupportAT@recom-power.com.

SAFETY AND CERTIFICATIONS

Certificate Type	Report / File Number	Standard
CB General Safety	E224736-A31	IEC60950-1, 2nd Edition, 2013 EN60950-1, 2nd Endition, 2013
UL General Safety	E224736-A32	UL60950-1, 2nd Edition, 2014
CAN/CSA General Safety		C22.2 No. 60950-1-07, 2nd Edition, 2014

EMC Compliance	Condition	Standard / Criterion
EMI [6]		EN55022, Class B

Notes:

Note6: RI3 Series can meet EN55022 Class A without any external filter.

EMC Filtering - Suggestions for Class B

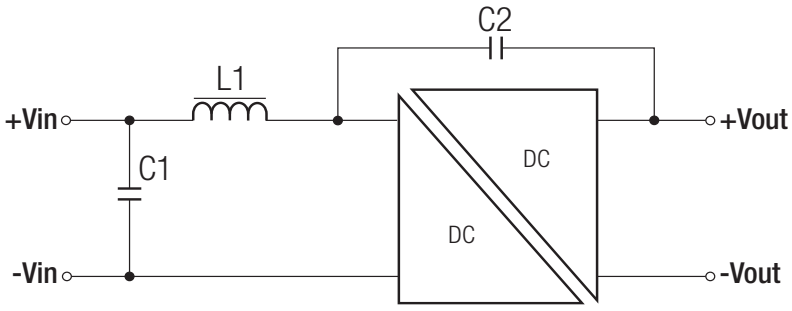

MODEL	C1	C2	L1
RI3-05xxS	4.7µF	470pF/4kV	10µH
RI3-12xxS	4.7µF	470pF/4kV	10µH
RI3-15xxS RI3-24xxS	2.2µF	470pF/4kV	10µH

Specifications (measured at T_a= 25°C, nominal input voltage, full load and after warm up unless otherwise specified)

DIMENSION and PHYSICAL CHARACTERISTICS

Parameter	Type	Value
Material	Case Potting	non conductive plastic (UL94V-0) silicone (UL94V-0)
Package Dimension (LxWxH)		11.5 x 10.2 x 7.6mm
Package Weight		2.2g

Dimension Drawing (mm)

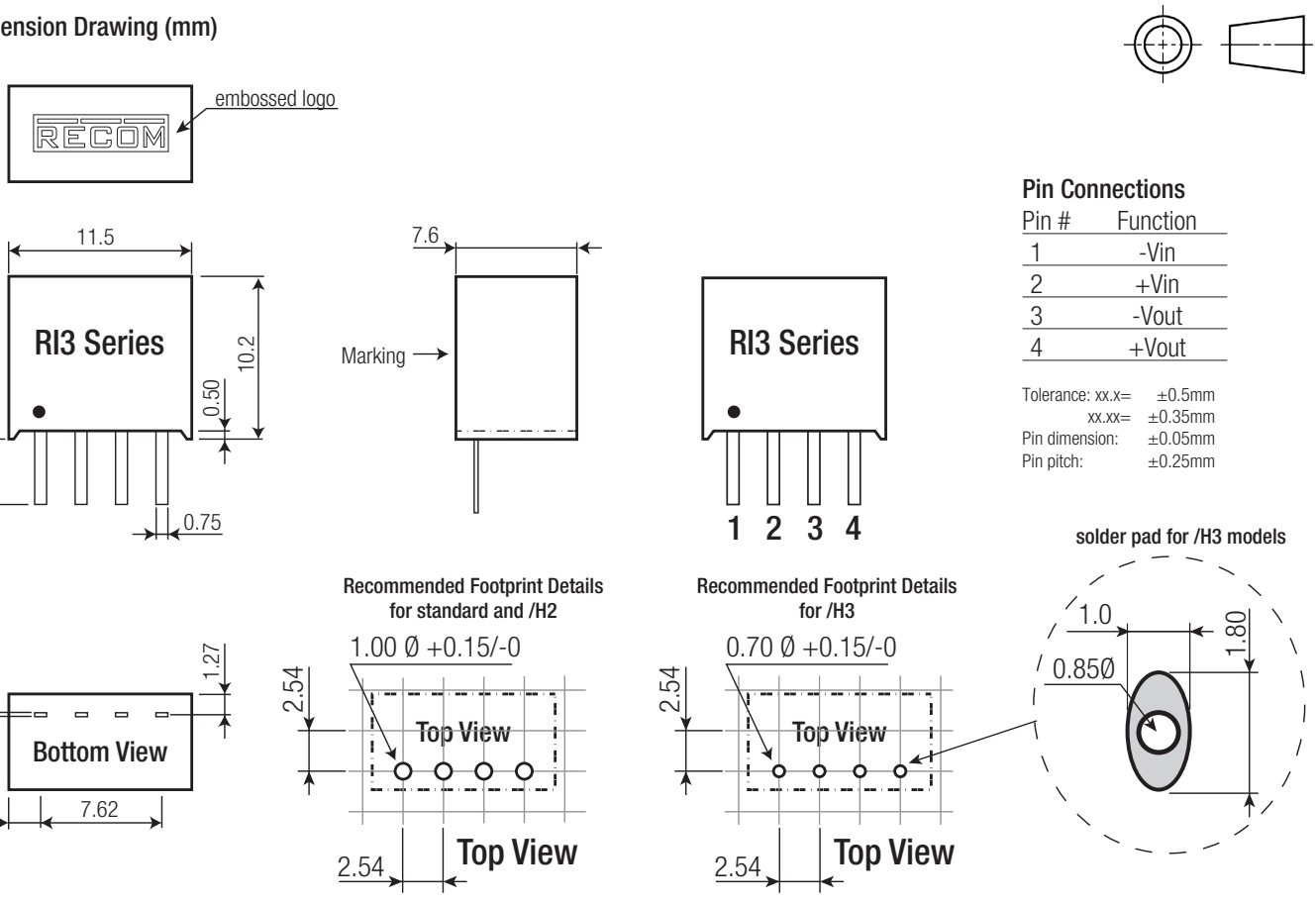

Pin Connections

Pin #	Function
1	-Vin
2	+Vin
3	-Vout
4	+Vout

Tolerance: xx.x= ±0.5mm
xx.xx= ±0.35mm
Pin dimension: ±0.05mm
Pin pitch: ±0.25mm

PACKAGING INFORMATION

Packaging Dimension (LxWxH)	Tube	520.0 x 9.3 x 16.5mm
Packaging Quantity		42pcs
Storage Temperature Range		-55°C to +125°C

The product information and specifications are subject to change without prior notice. RECOM products are not authorized for use in safety-critical applications (such as life support) without RECOM's explicit written consent. A safety-critical application is defined as an application where a failure of a RECOM product may reasonably be expected to endanger or cause loss of life, inflict bodily harm or damage property. The buyer shall indemnify and hold harmless RECOM, its affiliated companies and its representatives against any damage claims in connection with the unauthorized use of RECOM products in such safety-critical applications.