RGPS-9084GP-P

RGPS-9084GP-P

Industrial 12-port rack mount managed Gigabit PoE Ethernet switch with 8x10/100/1000Base-T(X) P.S.E. and 4x100/1000Base-X, SFP socket, power supply included

Features



- Supports **O-Ring** (recovery time < 30ms over 250 units of connection) and MSTP(RSTP/STP compatible) for Ethernet Redundancy
- **Open-Ring** support the other vendor's ring technology in open architecture
- **O-Chain** allow multiple redundant network rings
- Support standard IEC 62439-2 **MRP*NOTE** (Media Redundancy Protocol) function
- Supports IEEE 802.3at compliant PoE 30Watts per port
- Supports PoE scheduled configuration and PoE alive check function
- Support **IEEE 1588v2** clock Synchronization
- Supports IPV6 new internet protocol version
- Support Modbus TCP protocol
- Provided HTTPS/SSH protocol to enhance network security
- Support IEEE 802.3az Energy-Efficient Ethernet technology
- Supports SMTP client and NTP server protocol
- Supports IP-based bandwidth management
- Supports application-based QoS management
- Supports Device Binding security function
- Supports DOS/DDOS auto prevention
- IGMP v2/v3 (IGMP snooping support) for filtering multicast traffic
- Supports SNMP v1/v2c/v3 & RMON & 802.1Q VLAN Network Management
- Support ACL, TACACS+ and 802.1x User Authentication for security
- Supports 9.6K Bytes Jumbo Frame
- Multiple notification for warning of unexpected event
- Web-based ,Telnet, Console (CLI), and Windows utility (**Open-Vision**) configuration
- Support LLDP Protocol
- Supports backup unit device **DBU-01** to quickly configuration backup/restore
- Support hardware watch dog function
- Support loop guard to solve Ethernet loop issue
- Rigid IP-30 housing design
- 19 inch rack mountable design

Introduction

RGPS-9084GP-P is managed redundant ring PoE Ethernet switch with 8x10/100/1000Base-T(X) P.S.E. ports and 4x100/1000Base-X SFP ports. With completely support of Ethernet Redundancy protocol, O-Ring (recovery time < 30ms over 250 units of connection) 、Open-Ring 、O-Chain 、Fast Recovery 、MRP*NOTE and MSTP (RSTP/STP compatible) can protect your mission-critical applications from network interruptions or temporary malfunctions with its fast recovery technology. RGPS-9084GP-P also support Power over Ethernet, a system to transmit electrical power up to **30 watts (-40 ~ 60°C provided total 240watts max., and 60 to 75°C provided total 120watts max.)**, along with data, to remote devices over standard twisted-pair cable in an Ethernet network. Each RGPS-9084GP-P switch has 8x10/100/1000Base-T(X) P.S.E. (Power Sourcing Equipment) ports. P.S.E. is a device (switch or hub for instance) that will provide power in a PoE connection. And support wide operating temperature from -40°C to 75°C. RGPS-9084GP-P can also be managed centralized and convenient by Open-Vision, Except the Web-based interface, Telnet and console (CLI) configuration. Therefore, the switch is one of the most reliable choices and highly-managed Ethernet application.

***NOTE: This function is available by request only**

- **O-Ring :** O-Ring is ORing's proprietary redundant ring technology, with recovery time of less 30 milliseconds and up to 250 nodes. The O-Ring redundant ring technology can protect mission-critical application from network interruptions or temporary malfunction with its fast recover technology.
- **Open-Ring :** Open-Ring is an enhanced redundant technology that makes ORing's switches compatible with other vendor's proprietary redundant ring technologies. It enables ORing's switches to form a single ring with other vendor's switch. In cases where the ring is setup using proprietary technology, ORing offers a compatibility service where ORing can make its switches compatible with your particular network requirements.
- **O-Chain :** O-Chain is the revolutionary network redundancy technology that provides the add-on network redundancy topology for any backbone network, O-Chain allows multiple redundant network rings of different redundancy protocols to join and function together as a larger and more robust compound network topology. O-Chain providing ease-of-use while maximizing fault-recovery swiftness, flexibility, compatibility, and cost-effectiveness in one set of network redundancy topology.
- **MRP**[*NOTE] : Media Redundancy Protocol (MRP) is a data network protocol standardized by the IEC 62439-2. It allows rings of Ethernet switches to overcome any single failure with recovery time much faster than achievable with Spanning Tree Protocol.
- **IP-based Bandwidth Management :** The switch provide advanced IP-based bandwidth management which can limit the maximum bandwidth for each IP device. User can configure IP camera and NVR with more bandwidth and limit other device bandwidth.
- **Application-Based QoS :** The switch also support application-based QoS. Application-based QoS can set highest priority for data stream according to TCP/UDP port number.
- **Device Binding Function :** ORing special Device Binding function can only permit allowed IP address with MAC address to access the network. Hacker cannot access the IP surveillance network without permission. It can avoid hacker from stealing video privacy data and attacking IP camera, NVR and controllers.
- **Advanced DOS/DDOS Auto Prevention :** The switch also provided advanced DOS/DDOS auto prevention. If there is any IP flow become big in short time, the switch will lock the source IP address for certain time to prevent the attack. It's hardware based prevention so it can prevent DOS/DDOS attack immediately and completely.
- **IEEE 1588v2 Technology :** The IEEE 1588v2 technology can fulfill precision time synchronization requirements for protection and control applications.
- **Modbus TCP :** This is a Modbus variant used for communications over TCP/IP networks.
- **IEEE 802.3az Energy-Efficient Ethernet :** This is a set of enhancements to the twisted-pair and backplane Ethernet family of networking standards that will allow for less power consumption during periods of low data activity. The intention was to reduce power consumption by 50% or more.



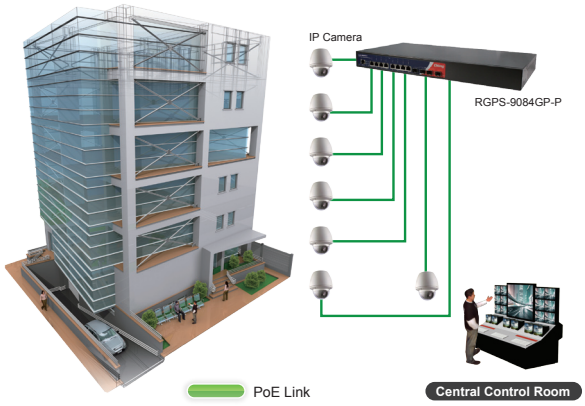

Open-Vision

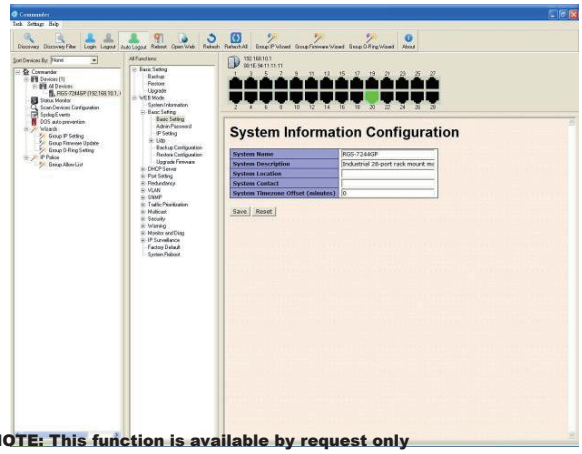

*NOTE: This function is available by request only

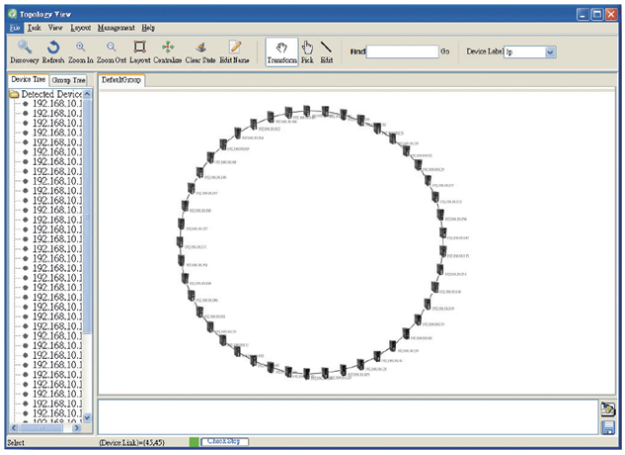

Dimensions

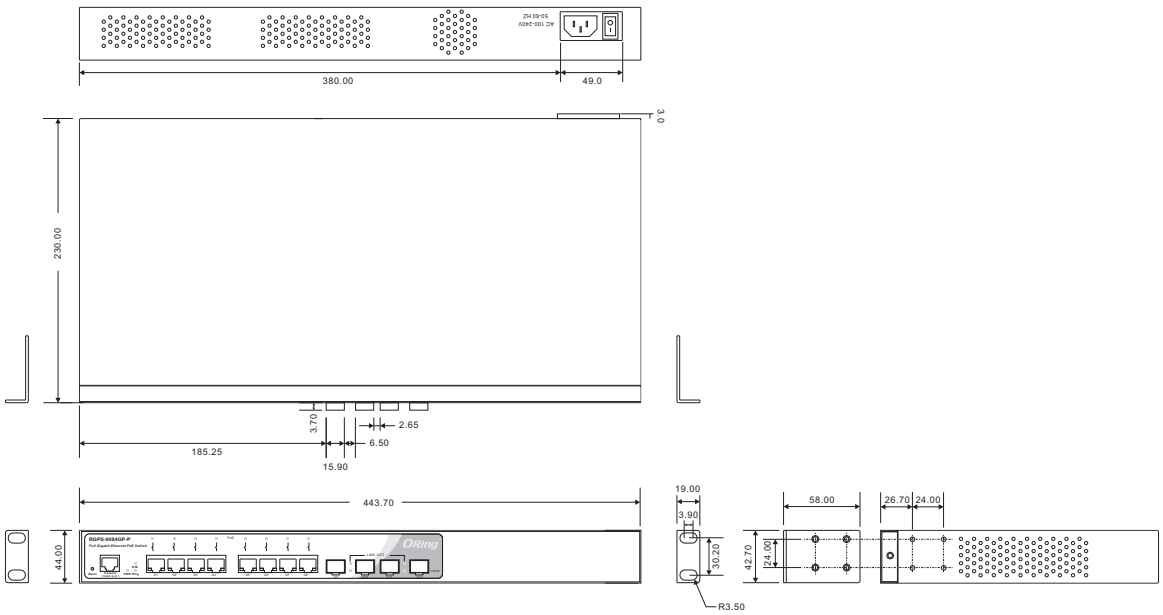

(Unit=mm)

PoE Pin Definition

10/100Base-T(X) P.S.E. RJ-45 Port	
RJ-45 Pin Definition	
Pin No.	Description
#1	TD+ with PoE Power input +
#2	TD- with PoE Power input +
#3	RD+ with PoE Power input -
#6	RD- with PoE Power input -

1000Base-T P.S.E. RJ-45 Port	
RJ-45 Pin Definition	
Pin No.	Description
#1	BI_DA+ with PoE Power input +
#2	BI_DA- with PoE Power input +
#3	BI_DB+ with PoE Power input -
#4	BI_DC+
#5	BI_DC-
#6	BI_DB- with PoE Power input -
#7	BI_DD+
#8	BI_DD-

Specifications

ORing Switch Model	RGPS-9084GP-P
Physical Ports	
10/100/1000 Base-T(X) Ports in RJ45 Auto MDI/MDIX with P.S.E	**8** **-40 ~ 60°C : provided total 240watts maximum, 60 ~ 75°C : provided total 120watts maximum**
100/1000Base-X SFP Port	**4**
Technology	
Ethernet Standards	IEEE 802.3 for 10BaseT IEEE 802.3u for 100Base-TX and 100Base-FX IEEE 802.3z for 1000Base-X IEEE 802.3ab for 1000Base-T IEEE 802.3x for Flow control IEEE 802.3ad for LACP (Link Aggregation Control Protocol) IEEE 802.1D for STP (Spanning Tree Protocol) IEEE 802.1p for COS (Class of Service) IEEE 802.1Q for VLAN Tagging IEEE 802.1w for RSTP (Rapid Spanning Tree Protocol) IEEE 802.1x for Authentication IEEE 802.1AB for LLDP (Link Layer Discovery Protocol) IEEE 802.3at PoE specification
MAC Table	8k
Packet Buffer	4Mbits
Priority Queues	8
Processing	Store-and-Forward
Switch Properties	Switching latency: 7 us Switching bandwidth: 24Gbps Max. Number of Available VLANs: 4095 VLAN ID Range : VID 1 to 4094 IGMP multicast groups: 256 for each VLAN Port rate limiting: User Define
Security Features	Device Binding security feature Enable/disable ports, MAC based port security Port based network access control (802.1x) VLAN (802.1Q) to segregate and secure network traffic Radius centralized password management SNMPv3 encrypted authentication and access security Https / SSH enhance network security
Jumbo frame	Up to 9.6K Bytes
Software Features	STP/RSTP/MSTP (IEEE 802.1D/w/s) Redundant Ring (O-Ring) with recovery time less than 30ms over 250 units TOS/Diffserv supported Quality of Service (802.1p) for real-time traffic VLAN (802.1Q) with VLAN tagging IGMP Snooping IP-based bandwidth management Application-based QoS management DOS/DDOS auto prevention Port configuration, status, statistics, monitoring, security DHCP Server/Client/Relay SMTP Client Modbus TCP NTP server
Network Redundancy	O-Ring Open-Ring O-Chain Fast Recovery MRP***NOTE** MSTP (RSTP/STP compatible)
RS-232 Serial Console Port	RS-232 in RJ45 connector with console cable. 115200bps, 8, N, 1 (support backup unit DBU-01)
LED Indicators	
Power indicator (PWR)	Green : Power indicator
Ring Master Indicator (R.M.)	Green : Indicate system operated in O-Ring Master mode
O-Ring Indicator (Ring)	Green : Indicate system operated in O-Ring mode. Blinking to indicate Ring is broken.

***NOTE: This function is available by request only**

PoE indicator	Blue : PoE LED x 8
10/100/1000Base-T(X) RJ45 port indicator	Green for port Link/Act. Dual color LED for speed indicator ~ Green (1000Mbps) / Amber (100Mbps) / Off-light (10Mbps)
100/1000Base-X SFP port indicator	Green for port Link/Act.
Power	
Power Input	AC 100~240V/AC, 50~60Hz
Power Consumption (Type.)	260Watts (PoE output included)
Overload current protection	Present
Physical Characteristics	
Enclosure	19 inches rack mountable
Dimension (W x D x H)	443.7(W)x230(D)x44(H) mm (17.47 x 9.1 x 1.73inch)
Weight (g)	3730 g
Environmental	
Storage Temperature	-40 to 85oC (-40 to 185oF)
Operating Temperature	-40 to 75oC (-40 to 167oF)
Operating Humidity	5% to 95% Non-condensing
Regulatory Approvals	
EMI	FCC Part 15, CISPR (EN55022) class A
EMS	EN61000-4-2 (ESD), EN61000-4-3 (RS), EN61000-4-4 (EFT), EN61000-4-5 (Surge), EN61000-4-6 (CS), EN61000-4-8, EN61000-4-11
Shock	IEC60068-2-27
Free Fall	IEC60068-2-32
Vibration	IEC60068-2-6
Warranty	5 years

Ordering Information

RGPS-9AABCC - P

Code Definition	10/100/1000Base-T(X) P.S.E. Port Number	Additional Port Number	Additional Port Type
Option	**- 08:** 8 ports	**- 4:** 4 ports	**- GP:** 100/1000Base-X SFP ports

	Model Name	Description
Available Model	RGPS-9084GP-P_US	Industrial 12-port rack mount managed Gigabit PoE Ethernet switch with 8x10/100/1000Base-T(X) P.S.E. and 4x100/1000Base-X, SFP socket, power supply included, US power cord
	RGPS-9084GP-P_EU	Industrial 12-port rack mount managed Gigabit PoE Ethernet switch with 8x10/100/1000Base-T(X) P.S.E. and 4x100/1000Base-X, SFP socket, power supply included, EU power cord
	RGPS-9084GP-P_UK	Industrial 12-port rack mount managed Gigabit PoE Ethernet switch with 8x10/100/1000Base-T(X) P.S.E. and 4x100/1000Base-X, SFP socket, power supply included, UK power cord
	RGPS-9084GP-P_JP	Industrial 12-port rack mount managed Gigabit PoE Ethernet switch with 8x10/100/1000Base-T(X) P.S.E. and 4x100/1000Base-X, SFP socket, power supply included, JP power cord

Packing List

- RGPS-9084GP-P x 1
- Ring Tool CD x 1
- Quick Installation Guide x 1
- Rack-mount Kit x 1
- Power Cable x 1

Optional Accessories (Can be purchased separately)

- Open-Vision M500 : Powerful Network Management Windows Utility Suit, 500 IP devices
- SFP100M series : 100Mbps SFP optical transceiver
- SFP 1G series : 1Gbps SFP optical transceiver
- DBU-01 : backup unit device