RABS22-RABS210

SURFACE MOUNT FAST RECOVERY BRIDGE RECTIFIERS

Features

- Glass passivated die construction
- Low forward voltage drop
- High current capability
- High surge current capability
- Designed for surface mount application
- Plastic material-UL flammability 94V-0
- UL Recognized File # E476623

Mechanical Data

- Case: SOPA-4, molded plastic
- Terminals: plated leads solderable per MIL-STD-202, Method 208
- Polarity: as marked on case
- Mounting position: Any
- Marking: type number

ABS

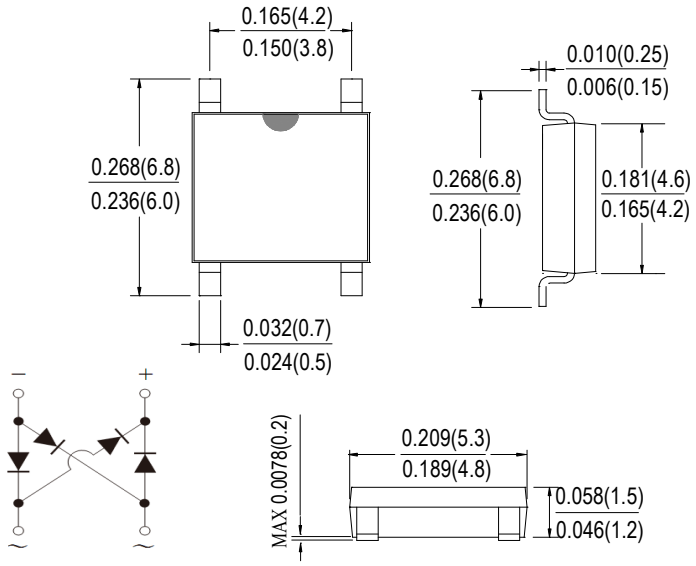

Dimensions in inches and (millimeters)

Maximum Ratings and Electrical Characteristics

Rating at 25℃ ambient temperature unless otherwise specified.
Single Phase, half wave, 60Hz, resistive or inductive load.
For capacitive load, derate current by 20%.

TYPE NUMBER	SYMBOL	RABS22	RABS24	RABS26	RABS28	RABS210	UNITS
Peak Repetitive Reverse Voltage Working Peak Reverse Voltage DC Blocking Voltage	V_{RRM} V_{RWM} V_{DC}	200	400	600	800	1000	V
RMS Reverse Voltage	V_{RMS}	140	280	420	560	700	V
Average Rectified Output Current @T_C =100℃	IF(AV)	2.0					A
Non-Repetitive Peak Forward Surge Current 8.3ms Single half sine-wave superimposed on rated load (JEDEC Method)	I_{FSM}	60					A
Rating for fusing (t<8.3ms)	I^2t	14.94					A^2 s
Forward Voltage per element @IF=2.0A	V_{FM}	1.3					V
Maximum Reverse Recovery Time (Note 1)	Trr	350					ns
Peak Reverse Current @T_A =25℃ At Rated DC Blocking Voltage @T_A =125℃	I_R	5.0 200					uA
Typical Thermal Resistance per leg	$R_{\theta JA}$ $R_{\theta JL}$	62.5 25					℃/W
Operating and Storage Temperature Range	T_J,T_{STG}	-55to+150					℃

Note: 1.Reverse Recovery Test Conditions:IF=0.5A,IR=1.0A,IRR=0.25A.

Download from alldatasheet.com

Characteristic Curves (T_A=25 ℃ unless otherwise noted)

FIG.1 FORWARD CURRENT DERATING CURVE

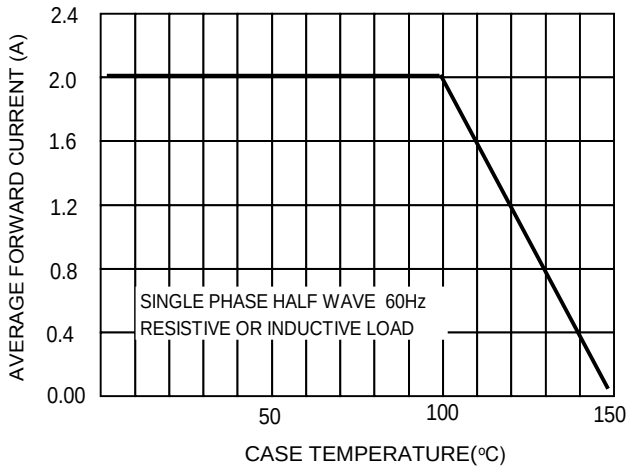

FIG.2 TYPICAL FORWARD CHARACTERISTICS

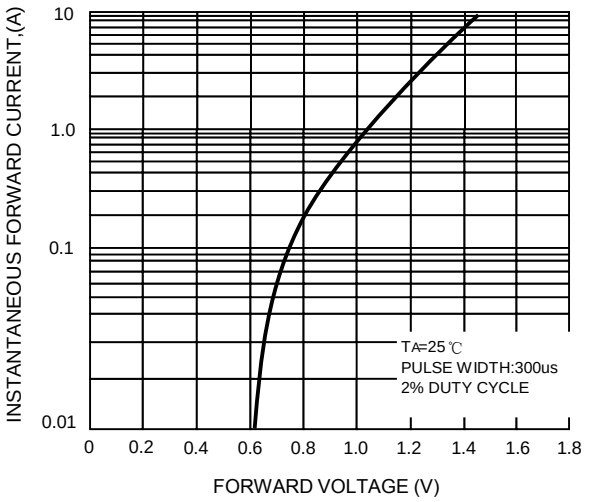

FIG.3 MA XIMUM NON-REPETITIVE

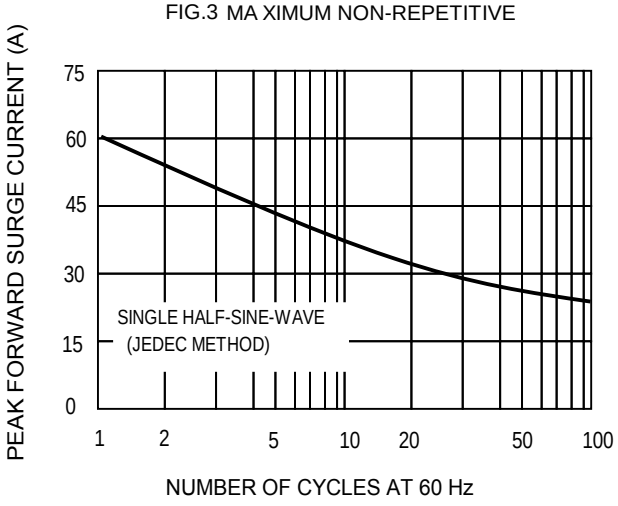

FIG. 4 TYPICAL REVERSE CHARACTERISTICS

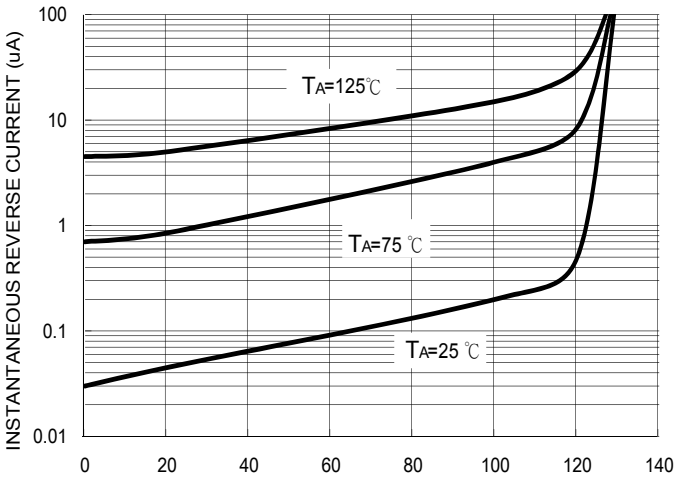

ABS PAD LAYOUT

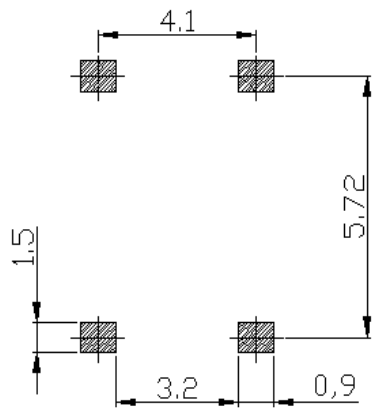

Download from alldatasheet.com