Powerex, Inc., 200 Hillis Street, Youngwood, Pennsylvania 15697-1800 (412) 925-7272
Powerex, Europe, S.A. 428 Avenue G. Durand, BP107, 72003 Le Mans, France (43) 41.14.14

General Purpose Rectifier

2200 Amperes Average
1600 Volts

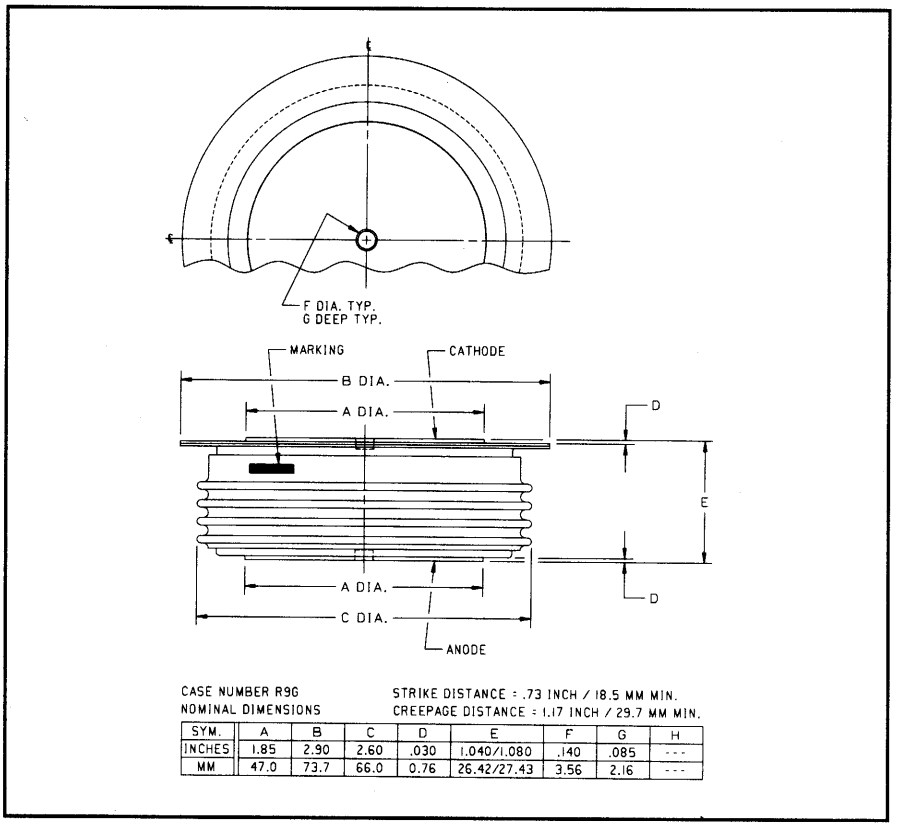

CASE NUMBER R9G
NOMINAL DIMENSIONS

STRIKE DISTANCE = .73 INCH / 18.5 MM MIN.
CREEPAGE DISTANCE = 1.17 INCH / 29.7 MM MIN.

SYM.	A	B	C	D	E	F	G	H
INCHES	1.85	2.90	2.60	.030	1.040/1.080	.140	.085	---
MM	47.0	73.7	66.0	0.76	26.42/27.43	3.56	2.16	---

R9G0 2200A (Outline Drawing)



R9G0 1800A General Purpose Rectifier
2200 Amperes Average, 1600 Volts

Description:

Powerex General Purpose Rectifiers are designed for high blocking voltage capability with low forward voltage to minimize conduction losses. These hermetic Pow-R-Disc devices can be mounted using commercially available clamps and heatsinks.

Features:

- ☐ Low Forward Voltage
- ☐ Low Thermal Impedance
- ☐ Hermetic Packaging
- ☐ Excellent Surge and I^2t Ratings

Applications:

- ☐ Power Supplies
- ☐ Motor Control
- ☐ Free Wheeling Diode
- ☐ Battery Chargers
- ☐ Resistance Welding

Ordering Information:

Select the complete 8 digit part number you desire from the table below.

Type	Voltage V_{RRM} (Volts)	Current $I_{T(av)}$ (A)	Typical Recovery Time t_{rr} (µsec)
R9G0	01 through 16 100V through 1600V	22 2200A	XX 15µsec

Powerex, Inc., 200 Hillis Street, Youngwood, Pennsylvania 15697-1800 (412) 925-7272
Powerex, Europe, S.A. 428 Avenue G. Durand, BP107, 72003 Le Mans, France (43) 41.14.14

R9G0 2200A
General Purpose Rectifier
2200 Amperes Average, 1600 Volts

Absolute Maximum Ratings

Characteristics	Symbol	R9G0 2200A	Units
Non-repetitive Transient Peak Reverse Voltage	V_{RSM}	V_{RRM} + 200V	Volts
RMS Forward Current, T_C = 134°C	$I_{F(rms)}$	3455	Amperes
Average Current 180° Sine Wave, T_C = 134°C	$I_{F(av)}$	2200	Amperes
RMS Forward Current, T_C = 55°C	$I_{F(rms)}$	5340	Amperes
Average Current 180° Sine Wave, T_C = 55°C	$I_{F(av)}$	3400	Amperes
Peak One Cycle Surge Forward Current (Non-repetitive) 60Hz	I_{fsm}	30000	Amperes
Peak One Cycle Surge Forward Current (Non-repetitive) 50Hz	I_{fsm}	27400	Amperes
3 Cycle Surge Current	I_{fsm}	22000	Amperes
10 Cycle Surge Current	I_{fsm}	18500	Amperes
I^2t (for Fusing) for One Cycle, 60Hz	I^2t	3,700,000	A^2sec
Maximum I^2t of Package (t = 8.3 msec)	I^2t	90 x 10^6	A^2sec
Operating Temperature	T_j	-40 to +150°C	°C
Storage Temperature	T_{stg}	-40 to +190°C	°C
Approximate Weight		1	lb.
		454	g
Mounting Force		5000 to 6000	lb.
		2270 to 2700	kg.

Powerex, Inc., 200 Hillis Street, Youngwood, Pennsylvania 15697-1800 (412) 925-7272
Powerex, Europe, S.A. 428 Avenue G. Durand, BP107, 72003 Le Mans, France (43) 41.14.14

R9G0 2200A
General Purpose Rectifier
2200 Amperes Average, 1600 Volts

Electrical Characteristics, T_j = 25°C Unless Otherwise Specified

Characteristics	Symbol	Test Conditions	Min.	Typ.	Max.	Units
Peak Reverse Leakage Current	I_{RRM}	T_j = 125°C, $V_R = V_{RRM}$			150	mA
Forward Voltage Drop	V_{FM}	I_{FM} = 1500A, Duty Cycle < 0.1%			1.10	Volts
Threshold Voltage, Low-level	$V_{(TO)1}$	T_j = 150°C, I = 15%, $I_{T(av)}$ to $\pi I_{T(av)}$			0.79109	Volts
Slope Resistance, Low-level	r_{T1}				0.08773	mΩ
Threshold Voltage, High-level	$V_{(TO)2}$	T_j = 150°C, I = $\pi I_{T(av)}$ to I_{TSM}			0.73267	Volts
Slope Resistance, High-level	r_{T2}				0.09978	mΩ
V_{TM} Coefficients, Low-level		T_j = 150°C, I = 15% $I_{T(av)}$ to $\pi I_{T(av)}$				
					A_1 = 0.87442	
					B_1 = -0.02263	
					C_1 = 6.427E-05	
					D_1 = 3.061E-03	
V_{TM} Coefficients, High-level		T_j = 150°C, I = $\pi I_{T(av)}$ to I_{TSM}				
					A_2 = 6.40712	
					B_2 = -0.87093	
					C_2 = 4.383E-05	
					D_2 = 0.02888	
Typical Reverse Recovery Time	t_{rr}	T_C = 25°C, I_{FM} = 1500A, di_R/dt = 25A/µsec, t_p = 190µsec		15		µsec

Thermal Characteristics

Maximum Thermal Resistance, Double Sided Cooling						
Junction-to-Case	$R_{\theta(j-c)}$				0.020	°C/W
Case-to-Sink	$R_{\theta(c-s)}$				0.0075	°C/W

Powerex, Inc., 200 Hillis Street, Youngwood, Pennsylvania 15697-1800 (412) 925-7272
Powerex, Europe, S.A. 428 Avenue G. Durand, BP107, 72003 Le Mans, France (43) 41.14.14

R9G0 2200A
General Purpose Rectifier
2200 Amperes Average, 1600 Volts

Maximum On-State Forward Voltage Drop
(Tj = 190 °C)

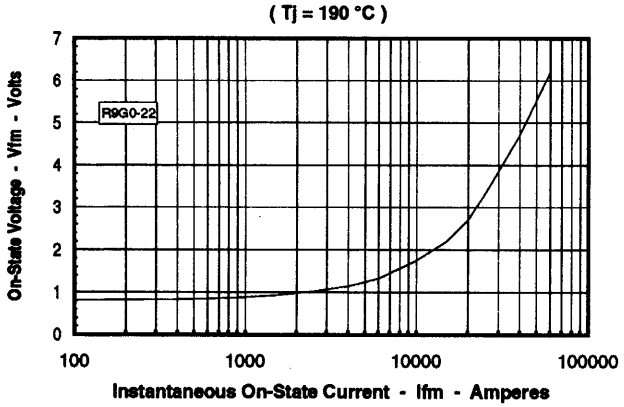

Maximum Transient Thermal Impedance
(Junction to Case)

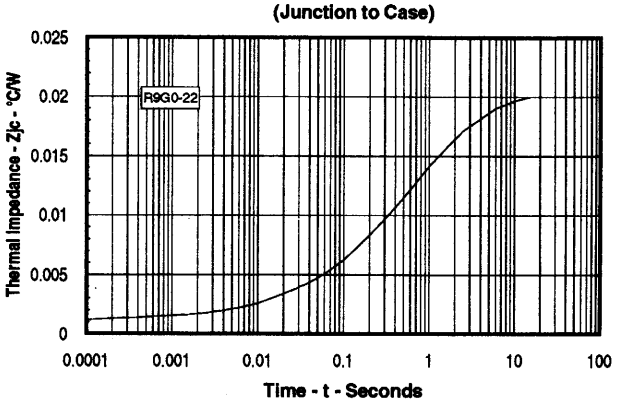

Maximum On-State Power Dissipation
(Sinusoidal Waveform)

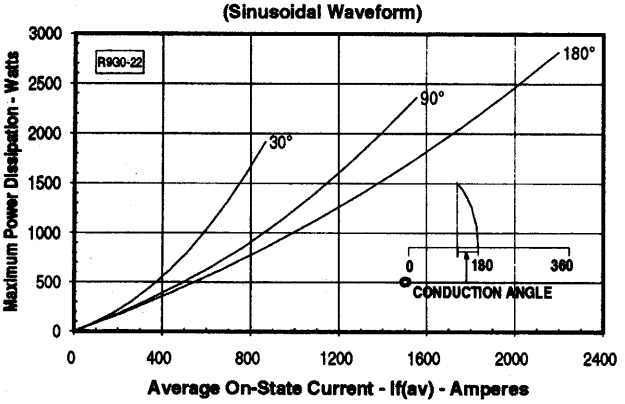

Maximum Allowable Case Temperature
(Sinusoidal Waveform)

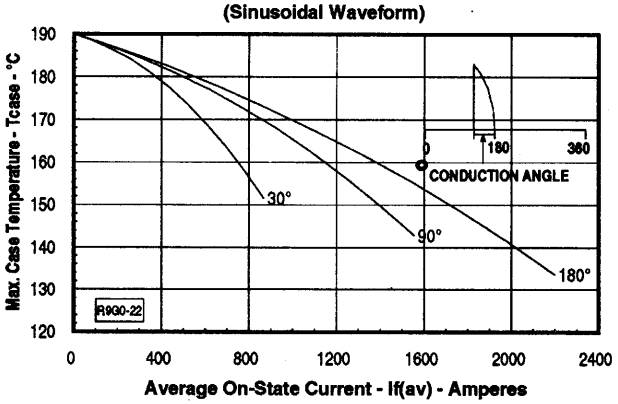

Maximum On-State Power Dissipation
(Rectangular Waveform)

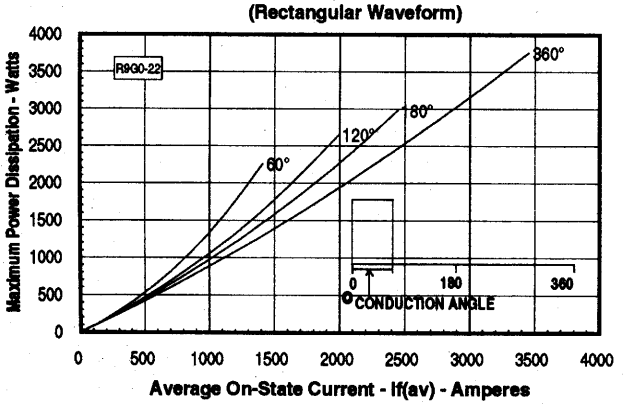

Maximum Allowable Case Temperature
(Rectangular Waveform)

