Extremely Low Resistance Power Wirewounds

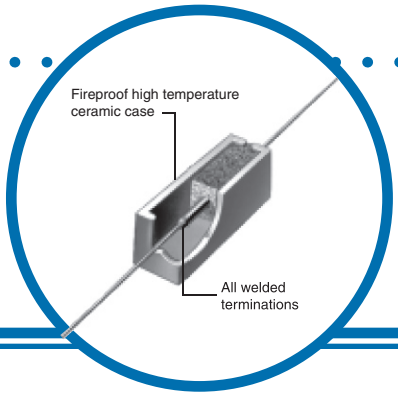

PLO Series

- 3 watts to 15 watts
- 0.005 ohm to 0.18 ohm
- ±1%, ±2, ±3, ±5, ±10% tolerance
- TC's from 30 ppm/°C to +500 ppm/°C (range dependant)

Electrical Data

IRC Type	Power @ 25°C (watts)	Resistance Range (ohms)
PLO-3	3	.005 TO .18
PLO-5	5	.005 TO .18
PLO-7	7	.01 TO .18
PLO-10	10	.01 TO .18
PLO-15	15	.01 TO .18

Please note: When ordering the alternate configuration please add an "A" after the part number. (PLO-3A)

-Inductance less than 10 nanohenries.

NOTE: Standard test points for PLO-3 and PLO-5 are 1.75 in. (44.45mm); test points for PLO-7, PLO-15 are 2.500 in (63.50mm). Consult factory for application.

Standard Configuration

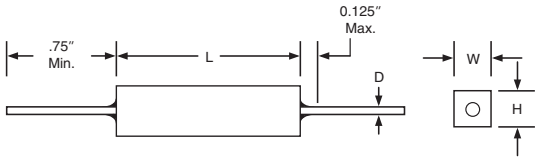

Type 4LPW

Alternate Configuration

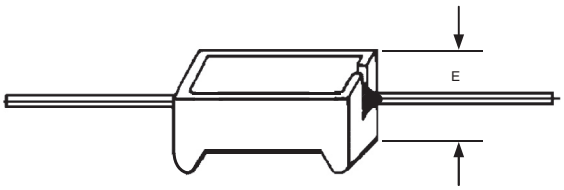

Type PLO-XA

Dimensions (Inches (mm))					
IRC Type	**L ±.063 (1.6)**	**W ±.03 (.8)**	**H ±.03 (.8)**	**D - Diameter ±.002 (.05)**	**E ±.03 (.8)**
PLO-3	.88 (22.4)	.31 (7.87)	.31 (7.87)	.040	.38 (9.65)
PLO-5	.88 (22.4)	.38 (9.65)	.35 (8.89)	.040	.41 (10.4)
PLO-7	1.39 (35.3)	.38 (9.65)	.35 (8.89)	.040	.47 (11.9)
PLO-10	1.88 (47.8)	.38 (9.65)	.35 (8.89)	.040	.47 (11.9)
PLO-15	1.88 (47.8)	.50 (12.7)	.50 (12.7)	.040	.63 (16.0)

General Note
IRC reserves the right to make changes in product specification without notice or liability.
All information is subject to IRC's own data and is considered accurate at time of going to print.

Wire and Film Technologies Division • 4222 South Staples Street • Corpus Christi Texas 78411 USA
Telephone: 361 992 7900 • Facsimile: 361 992 3377 • Website: www.irctt.com

A subsidiary of TT electronics plc

Extremely Low Resistance Power Wirewounds

Temperature Rise Chart

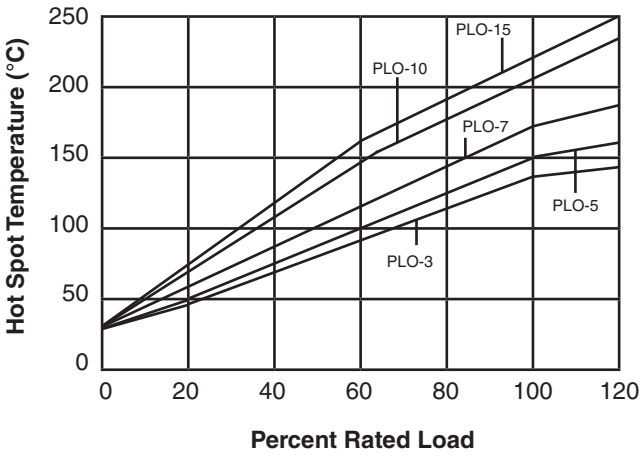

Power Derating Curve

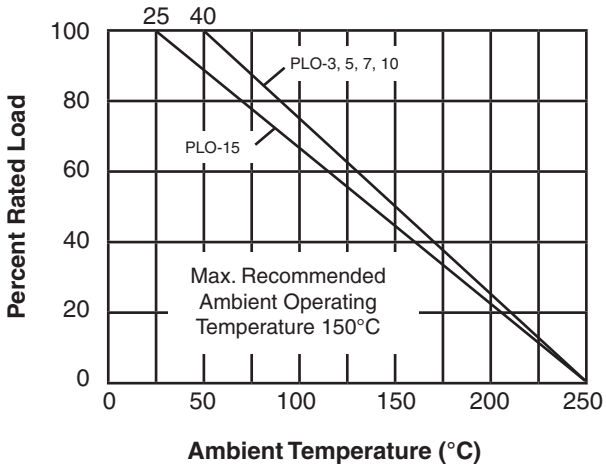

Ordering Data

Sample Part No. PLO | 5 | R020 | F

IRC Type
PLO

Power
5 = 5 watts
(see specification chart for other power ratings)

Resistance Range
Expressed in ohms
(Standard EIA/MIL values)

Tolerance
F = ±1%, G = ±2%, H = ±3%, J = ±5%, K = ±10% standard