PASTERNACK
www.pasternack.com



RP BNC Female Bulkhead Connector Clamp/ Solder Attachment For RG55, RG58, RG141, RG142, RG223, RG400, .480 inch D Hole

TECHNICAL DATA SHEET PE4746

RP BNC Female Bulkhead Connector Clamp/Solder Attachment For RG55, RG58, RG141, RG142, RG223, RG400, .480 inch D Hole

Configuration

Connector	BNC Female Reverse Polarity
Connector Interface Type	RG55,RG58,RG141,RG142,RG223,RG400
Cable Attachment Method (Shield/Contact)	Clamp/Solder
Body Style	Straight
Mount Method	Bulkhead

Electrical Specifications

Impedance, Ohms	50

Mechanical Specifications

Size

Length, in [mm]	1.15 [29.21]
Width/Dia., in [mm]	0.688 [17.48]
Weight, lbs [g]	0.048 [21.77]

Connector

Type	BNC Female Reverse Polarity
Contact Material and Plating	Gold
Body Material and Plating	Brass, Nickel
Dielectric Type	PTFE

Compliance Certifications (visit www.Pasternack.com for current document)

RoHS Compliant	Yes

Plotted and Other Data

Notes:	Values at 25 °C, sea level

RP BNC Female Bulkhead Connector Clamp/Solder Attachment For RG55, RG58, RG141, RG142, RG223, RG400, .480 inch D Hole from Pasternack Enterprises has same day shipment for domestic and International orders. Our RF, microwave and fiber optic products maintain a 99% availability and are part of the broadest selection in the industry.

Click the following link (or enter part number in “SEARCH” on website) to obtain additional part information including price, inventory and certifications: RP BNC Female Bulkhead Connector Clamp/Solder Attachment For RG55, RG58, RG141, RG142, RG223, RG400, .480 inch D Hole PE4746

URL: http://www.pasternack.com/bnc-female-reverse-polarity-rg55-rg58-rg141-rg142-rg223-rg400-connector-pe4746-p.aspx

The information contained in this document is accurate to the best of our knowledge and representative of the part described herein. It may be necessary to make modifications to the part and/or the documentation of the part, in order to implement improvements. Pasternack reserves the right to make such changes as required. Unless otherwise stated, all specifications are nominal.

Pasternack Enterprises, Inc. • P.O. Box 16759, Irvine, CA 92623
Phone: (866) 727-8376 or (949) 261-1920 • **Fax:** (949) 261-7451
Sales@Pasternack.com • Techsupport@Pasternack.com

ISO 9001 : 2008 Registered

© 2013 Pasternack Enterprises All Rights Reserved

MATERIALS	
BODY	BRASS NICKEL PLATED
CONTACT	GOLD PLATED
INSULATOR	PTFE

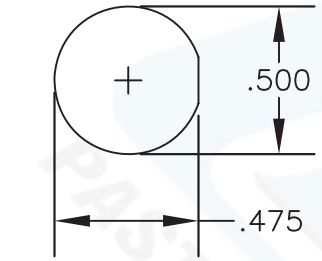

MOUNTING HOLE

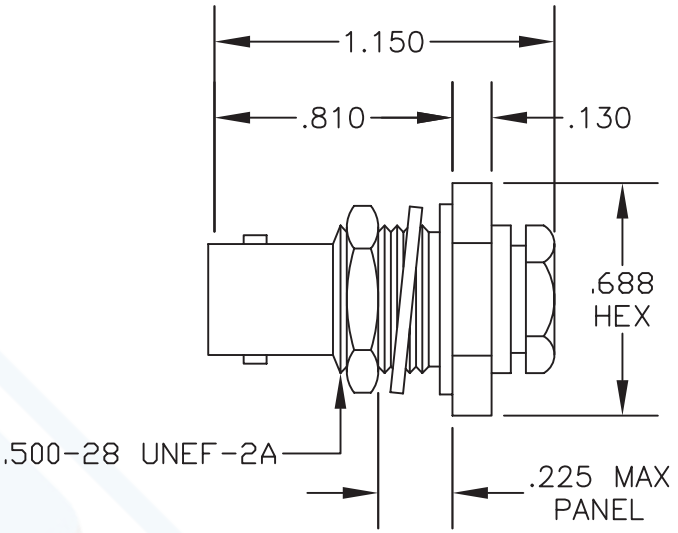

ASSEMBLY PROCEDURES

1. SLIDE CLAMP NUT (1), WASHER (2) & GASKET (3) OVER CABLE. STRIP CABLE AS SHOWN. DO NOT NICK BRAID WHILE CUTTING JACKET. TAPER END OF BRAID TO PERMIT ASSEMBLY OF BRAID CLAMP (4). SLIDE BRAID CLAMP (4) OVER BRAID & SEAT AGAINST CABLE.

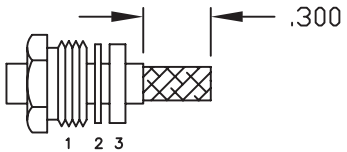

2. FORM BRAID OVER CLAMP NUT (4). TRIM BRAID BACK TO SHOULDER. CUT DIELECTRIC & CENTER CONDUCTOR TO DIMENSION SHOWN. DO NOT NICK CENTER CONDUCTOR. SOLDER CONTACT TO CENTER CONDUCTOR. REMOVE EXCESS SOLDER. DO NOT OVER HEAT DIELECTRIC. INSERT CABLE ASSEMBLY INTO BODY & TIGHTEN.

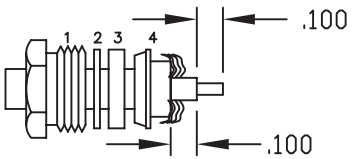

PASTERNACK ENTERPRISES, INC.
P.O BOX 16759, IRVINE, CA 92623
PHONE (949) 261-1920 FAX (949) 261-7451
WEB ADDRESS: www.pasternack.com
E-MAIL ADDRESS: sales@pasternack.com
COAXIAL & FIBER OPTICS

PASTERNACK ENTERPRISES®
ESTABLISHED 1972

DWG TITLE
PE4746

DES. REVERSE POLARITY BNC FEMALE, BULKHEAD, CLAMP ATTACHMENT FOR RG55, RG58, RG142, RG223 & RG400

SIZE A	FSCM NO. 53919	CAD FILE 060502	SCALE N/A		127

NOTES:
1. UNLESS OTHERWISE SPECIFIED ALL DIMENSIONS ARE NOMINAL.
2. ALL SPECIFICATIONS ARE SUBJECT TO CHANGE WITHOUT NOTICE AT ANY TIME.