PASTERNACK®
THE ENGINEER'S RF SOURCE



N Male Connector Clamp/Solder Attachment For 1/2 inch Annular, IP 67 Rated

TECHNICAL DATA SHEET PE44995

Configuration

Connector	N Male
Connector Interface Type	1/2 inch Annular
Cable Attachment Method (Shield/Contact)	Clamp/Solder
Body Style	Straight

Electrical Specifications

Impedance, Ohms	50
Maximum VSWR	1.1:1
Dielectric Withstanding Voltage, Vrms	2,500
Maximum Passive Intermodulation (2 x 20 Watts), dBc	-160

Mechanical Specifications

Temperature

Operating Range, deg C	-55 to +155

Size

Length, in [mm]	2.47 [62.74]
Width/Dia., in [mm]	0.88 [22.35]

Connector

Type	N Male
Contact Material and Plating	Spring Copper, Silver
Coupling Nut Material and Plating	Brass, Nickel
Hex Size, Inch	3/4
Body Material and Plating	Brass, Tri-Metal
Dielectric Type	PTFE

Compliance Certifications (visit www.Pasternack.com for current document)

RoHS Compliant	Yes

Plotted and Other Data

Notes:	Values at 25 °C, sea level

N Male Connector Clamp/Solder Attachment For 1/2 inch Annular, IP 67 Rated from Pasternack Enterprises has same day shipment for domestic and International orders. Our RF, microwave and fiber optic products maintain a 99% availability and are part of the broadest selection in the industry.

Click the following link (or enter part number in "SEARCH" on website) to obtain additional part information including price, inventory and certifications: N Male Connector Clamp/Solder Attachment For 1/2 inch Annular, IP 67 Rated PE44995

URL: http://www.pasternack.com/n-male-standard-1-2-inch-annular-connector-pe44995-p.aspx

The information contained in this document is accurate to the best of our knowledge and representative of the part described herein. It may be necessary to make modifications to the part and/or the documentation of the part, in order to implement improvements. Pasternack reserves the right to make such changes as required. Unless otherwise stated, all specifications are nominal.

Pasternack Enterprises, Inc. • P.O. Box 16759, Irvine, CA 92623
Phone: (866) 727-8376 or (949) 261-1920 • **Fax:** (949) 261-7451
Sales@Pasternack.com • Techsupport@Pasternack.com

ISO 9001 : 2008 Registered

© 2014 Pasternack Enterprises All Rights Reserved

© 2014 Pasternack Enterprises All Rights Reserved

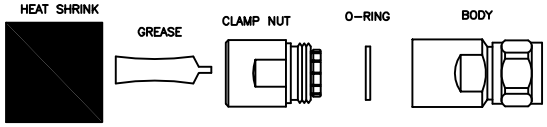

ASSEMBLY PROCEDURES

1. STRIP CABLE AS SHOWN, CHAMFER CENTER CONDUCTOR & DEBURR CABLE. SLIDE HEAT SHRINK OVER CABLE.

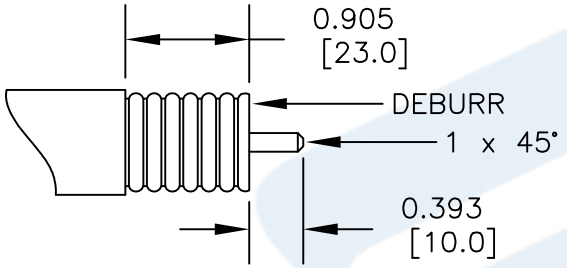

2. GREASE O-RING INSIDE OF CLAMP NUT. INSTALL CLAMP NUT ONTO CABLE.

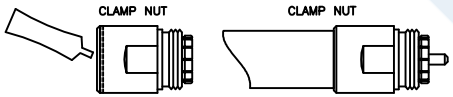

3. FLARE THE OUTER CONDUCTOR, SEPARATING THE OUTER CONDUCTOR FROM THE INSULATOR.

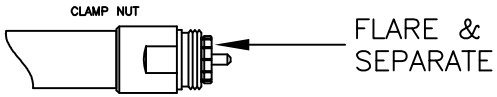

4. SLIDE O-RING OVER THREAD AND SEAT INTO PLACE. GREASE O-RING.

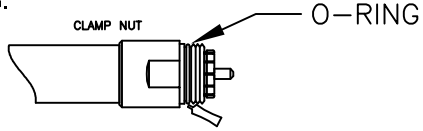

5. HOLD CLAMP NUT STEADY & SCREW BODY TIGHTLY ONTO CABLE.

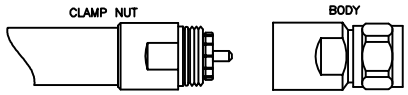

6. HEAT THE SHRINK TUBING UNTIL IT MOLDS OVER THE CABLE, AS SHOWN BELOW.

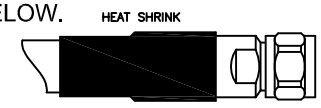

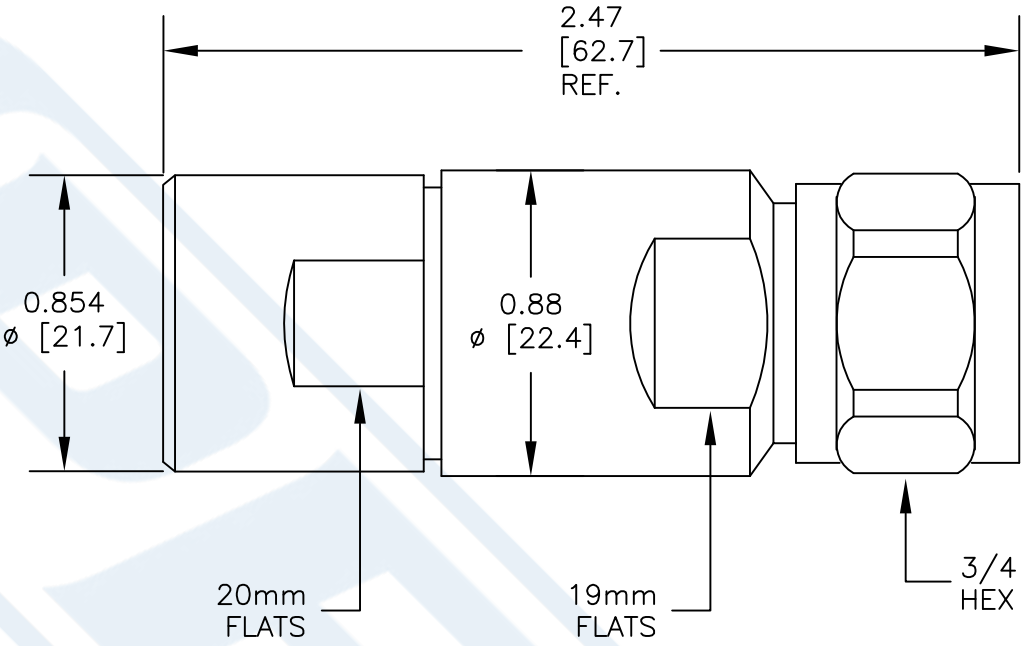

PASTERNACK®
Pasternack Enterprises, Inc.
P.O. Box 16759 | Irvine | CA | 92623
Phone: (949) 261-1920 | **Fax:** (949) 261-7451
Website: www.pasternack.com | **E-Mail:** sales@pasternack.com

DWG TITLE

PE44995

NOTES:
1. UNLESS OTHERWISE SPECIFIED ALL DIMENSIONS ARE NOMINAL.
2. ALL SPECIFICATIONS ARE SUBJECT TO CHANGE WITHOUT NOTICE AT ANY TIME.
3. DIMENSIONS ARE IN INCHES [mm].

FSCM NO. 53919	CAD FILE 122613	SCALE N/A	SIZE A	150

PE44995 CAD Drawing

N Male Connector Clamp/Solder Attachment For 1/2 inch Annular, IP 67 Rated