POWER MATE TECHNOLOGY CO., LTD.

PDL03 SERIES

DC-DC CONVERTER

2:1 WIDE INPUT RANGE
UP TO 3 Watts



FEATURES

- NO MINIMUM LOAD REQUIRED
- UP TO 3000VDC INPUT TO OUTPUT ISOLATION
- SMALL SIZE AND LOW PROFILE：0.86 X 0.36 X 0.44 INCH
- LOW OUTPUT RIPPLE AND NOISE
- UL60950-1, EN60950-1, & IEC60950-1 SAFETY APPROVALS
- CE MARKED
- COMPLIANT TO RoHS II & REACH

APPLICATIONS

- WIRELESS NETWORK
- TELECOM/DATACOM
- INDUSTRY CONTROL SYSTEM
- DISTRIBUTED POWER ARCHITECTURES
- SEMICONDUCTOR EQUIPMENT

3000VDC ISOLATION | **1600VDC ISOLATION** | **REMOTE CONTROL** | **SCP**

TECHNICAL SPECIFICATION All specifications are typical at nominal input, full load and 25℃ otherwise noted

Model Number	Input Range VDC	Output Voltage VDC	Output Current @Full Load mA	Input Current @ No Load mA	Efficiency %	Maximum Capacitor Load µF
PDL03-05S3P3	4.5 ~ 9	3.3	700	45	75	3300
PDL03-05S05	4.5 ~ 9	5	600	45	79	1680
PDL03-05S09	4.5 ~ 9	9	333	55	80	1000
PDL03-05S12	4.5 ~ 9	12	250	55	81	820
PDL03-05S15	4.5 ~ 9	15	200	55	82	680
PDL03-05D05	4.5 ~ 9	±5	±300	55	78	±1000
PDL03-05D12	4.5 ~ 9	±12	±125	60	81	±470
PDL03-05D15	4.5 ~ 9	±15	±100	60	81	±330
PDL03-12S3P3	9 ~ 18	3.3	700	25	77	3300
PDL03-12S05	9 ~ 18	5	600	25	81	1680
PDL03-12S09	9 ~ 18	9	333	30	80	1000
PDL03-12S12	9 ~ 18	12	250	30	83	820
PDL03-12S15	9 ~ 18	15	200	30	83	680
PDL03-12D05	9 ~ 18	±5	±300	30	82	±1000
PDL03-12D12	9 ~ 18	±12	±125	30	83	±470
PDL03-12D15	9 ~ 18	±15	±100	30	83	±330
PDL03-24S3P3	18 ~ 36	3.3	700	16	76	3300
PDL03-24S05	18 ~ 36	5	600	16	82	1680
PDL03-24S09	18 ~ 36	9	333	17	82	1000
PDL03-24S12	18 ~ 36	12	250	18	83	820
PDL03-24S15	18 ~ 36	15	200	18	84	680
PDL03-24D05	18 ~ 36	±5	±300	17	80	±1000
PDL03-24D12	18 ~ 36	±12	±125	18	83	±470
PDL03-24D15	18 ~ 36	±15	±100	18	85	±330
PDL03-48S3P3	36 ~ 75	3.3	700	10	74	3300
PDL03-48S05	36 ~ 75	5	600	10	79	1680
PDL03-48S09	36 ~ 75	9	333	11	80	1000
PDL03-48S12	36 ~ 75	12	250	12	81	820
PDL03-48S15	36 ~ 75	15	200	12	82	680
PDL03-48D05	36 ~ 75	±5	±300	12	79	±1000
PDL03-48D12	36 ~ 75	±12	±125	12	82	±470
PDL03-48D15	36 ~ 75	±15	±100	12	83	±330

PART NUMBER STRUCTURE

PDL03 - 48 S 05 H

Series Name	Input Voltage (VDC)	Output Quantity	Output Voltage (VDC)	Isolation Option
	05: 4.5~9 **12:** 9~18 **24:**18~16 **48:**36~75	**S:**Single	**3P3:** 3.3 **05:** 5 **09:** 9 **12:**12 **15:**15	□: Standard type 1600VDC isolation **H:** 3000VDC isolation
		D: Dual	**05:**± 5 **12:**±12 **15:**±15	

INPUT SPECIFICATIONS

Parameter	Conditions		Min.	Typ.	Max.	Unit
Operating input voltage range		5Vin(nom)	4.5	5	9	VDC
		12Vin(nom)	9	12	18	
		24Vin(nom)	18	24	36	
		48Vin(nom)	36	48	75	
Start up time	Constant resistive load	Power up		30		ms
		Remote ON/OFF		30		
Input surge voltage	100 ms, max.	5Vin(nom)			15	VDC
		12Vin(nom)			36	
		24Vin(nom)			50	
		48Vin(nom)			100	
Input reflected ripple current		5Vin(nom)		400		mAp-p
		12Vin(nom)		150		
		24Vin(nom)		380		
		48Vin(nom)		170		
Input filter (1)				Capacitor type		
Remote ON/OFF		DC-DC ON		Open or high impedance		
	Ctrl pin applied current via 1kΩ	DC-DC OFF	2	3	4	mA
		Remote off input current			2.5	mA

Application circuit

DC-DC ON

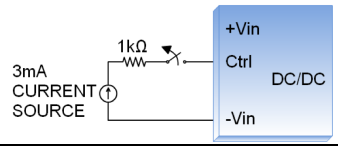

DC-DC OFF

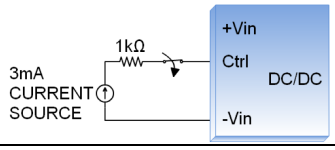

OUTPUT SPECIFICATIONS

Parameter	Conditions		Min.	Typ.	Max.	Unit
Voltage accuracy			-1.0		+1.0	%
Line regulation	Low Line to High Line at Full Load		-0.2		+0.2	%
Load regulation	No Load to Full Load	Single	-1.0		+1.0	%
		Dual	-1.0		+1.0	
	5% Load to 100% Full Load	Single	-0.5		+0.5	%
Cross regulation	Asymmetrical load 25%/100% FL	Dual	-5.0		+5.0	%
Ripple and noise	20MHz bandwidth			50		mVp-p
Temperature coefficient			-0.02		+0.02	%/℃
Transient response recovery time	25% load step change			500		μs
Short circuit protection				Continuous, automatics recovery		

GENERAL SPECIFICATIONS

Parameter	Conditions			Min.	Typ.	Max.	Unit
Isolation voltage	1 minute	Input to Output	Standard Type Suffix "H"	1600 3000			VDC
Isolation resistance	500VDC			1			GΩ
Isolation capacitance			Standard Type Suffix "H"			200 40	pF
Switching frequency	Full load to minimum load			100			kHz
Safety approvals							UL60950-1 EN60950-1 IEC60950-1
Case material							Non-conductive black plastic
Base material							None
Potting material							Silicone (UL94 V-0)
Weight							4.8g (0.17oz)
MTBF	MIL-HDBK-217F						4.871 x 10^6 hrs

ENVIRONMENTAL SPECIFICATIONS

Parameter	Conditions	Min.	Typ.	Max.	Unit
Operating ambient temperature	Without derating With derating	-40 +71		+71 +100	℃
Storage temperature range		-55		+125	℃
Thermal shock				MIL-STD-810F	
Vibration				MIL-STD-810F	
Relative humidity				5% to 95% RH	

EMC SPECIFICATIONS

Parameter	Conditions		Level
EMI(2)	EN55022		Class A，Class B
ESD	EN61000-4-2	Air ± 8kV and Contact ± 6kV	Perf. Criteria A
Radiated immunity	EN61000-4-3	10 V/m	Perf. Criteria A
Fast transient (3)	EN61000-4-4	± 2kV	Perf. Criteria A
Surge (3)	EN61000-4-5	±1kV	Perf. Criteria A
Conducted immunity	EN61000-4-6	10 Vr.m.s	Perf. Criteria A
Power frequency magnetic field	EN61000-4-8	100A/m continuous; 1000A/m 1 second	Perf. Criteria A

Note:

1. It will not damage the device without installing external input capacitors. It's helpful to reduce input reflected ripple current if external input capacitors are installed.
2. The standard module meet EMI Class A or Class B with external components. For further information, please contact with P-DUKE.
3. An external input filter capacitor is required if the module has to meet EN61000-4-4, EN61000-4-5.
   The filter capacitor Power Mate suggest: Nippon chemi-con KY series, 220μF/100V.

CAUTION: This power module is not internally fused. An input line fuse must always be used.

CHARACTERISTIC CURVE

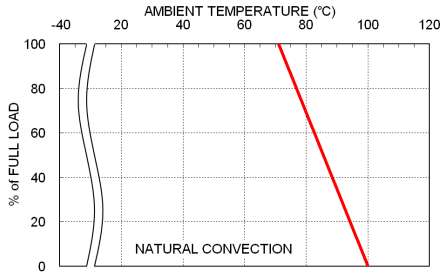

PDL03-48S05 Derating Curve

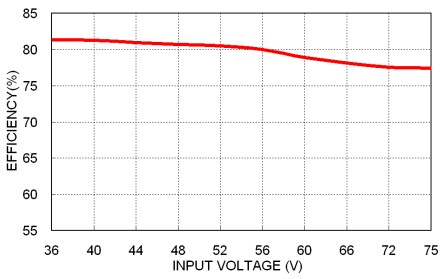

PDL03-48S05 Efficiency vs. Input Voltage

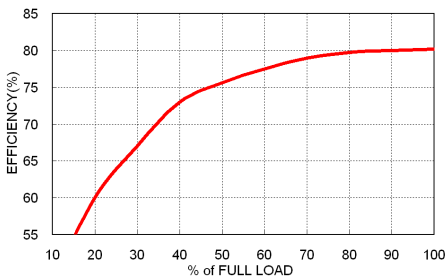

PDL03-48S05 Efficiency vs. Output Load

MECHANICAL DRAWING

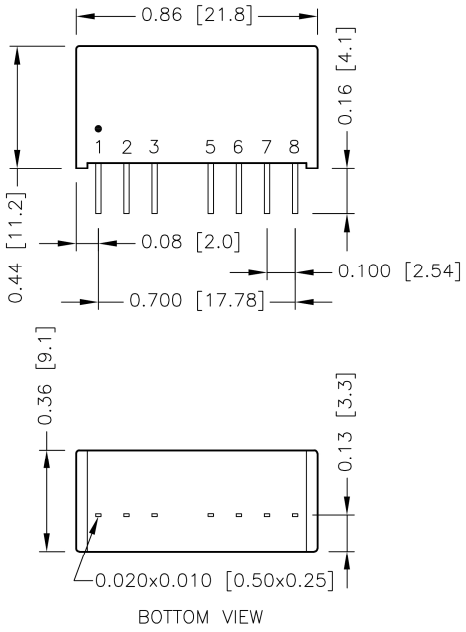

PIN CONNECTION

PIN	SINGLE	DUAL
1	-Vin	-Vin
2	+Vin	+Vin
3	Ctrl	Ctrl
5	NC*/No pin**	NC*/No pin**
6	+Vout	+Vout
7	-Vout	Common
8	NC	-Vout

*NC pin for standard type model.
**No pin for 3kVDC isolation model (suffix “H”).

1. All dimensions in inch [mm]
2. Tolerance :x.xx±0.02 [x.x±0.5]
   x.xxx±0.01 [x.xx±0.25]
3. Pin pitch tolerance ±0.01 [0.25]
4. Pin dimension tolerance ±0.004 [0.1]