Slimline Power PCB Relay — PC385



FEATURES

- 10 Amp continous contact capacity
- 1 Form A & 1 form C contact forms
- Slimline design
- TV 5 Rated
- Sensitive version available
- Impulse surge withstand of 10,000 V
- Sealed, immersion cleanable

c UL us File # E86876

UL/CUR RATINGS

Load Type	Form 1A SPST NO	Form 1C SPDT
High Capacity	10 Amps @ 250 VAC/30 VDC	10 Amps @ 250 VAC/30 VDC
General Use	5 Amps @ 250 VAC/30 VDC	5 Amps @ 250 VAC/30 VDC
Capacitive (TV) Load	100 A inrush (0.3-0.35 ms) 3 A Steady state @ 125 VAC NO only "TV-5"	
Max. Switching Capacity	1,250 VA, 150 W	

CONTACT DATA

Material	AgCdO (Silver Cadmium Oxide) $AgSnO_2$ (Silver Tin Oxide)	
Initial Contact Resistance		100 milliohms max @ 0.1A, 6VDC
Service Life	Mechanical	1×10^7 Operations
	Electrical	1×10^5 Operations

CHARACTERISTICS

Operate Time	10 ms. Max.
Release Time	5 ms. Max.
Insulation Resistance	1000 megohms min, at 500VDC, 50%RH
Dielectric Strength	4000 Vrms, 1 min. between coil and contacts 1000 Vrms, 1 min. between open contacts
Shock Resistance	10 g, 11ms, functional; 100 g, destructive
Vibration Resistance	DA 1.6 mm, 10 - 55 Hz
Power Consumption	.25W & .53W
Ambient Temperature Range	-40 to 70 C operating for class B, -40 to 130 C storage
Weight	12 grams approx.

ORDERING INFORMATION

Example:	PC385	-1C	-12	S	-H

- Model
- Contact Form
  1A, 1C
- Coil Voltage
- Enclosure
  S: Sealed; C: Flux Free
- Coil Sensitivity
  Nil: Standard, 530MW, H: Sensitive, 250 MW

3220 Commander Drive, Suite 102, Carrollton, Texas 75006
Sales: Call Toll Free (888)997-3933 Fax (818) 342-5296 email: pickerwest@sbcglobal.net URL: pickercomponents.com

COIL DATA

Coil Voltage	Resistance ohms ± 10%				Must Operate Voltage Max. (VDC)	Must Release Voltage Min. (VDC)
	Standard Coil		Sensitive Coil			
5	47	0.53 W	100	0.25 W	3.75	0.25
6	68		145		4.50	0.30
9	155		325		6.75	0.45
12	270		575		9.00	0.60
18	620		1300		13.5	0.90
24	1080		2310		18.0	1.20
48	4400		9210		36.0	2.40

Dimensions in Inches (millimeters)

Side View

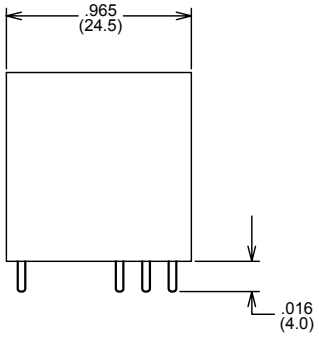

End View

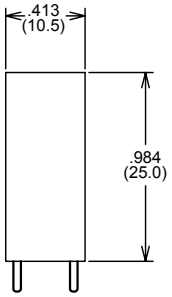

Bottom View
PC Board Layout

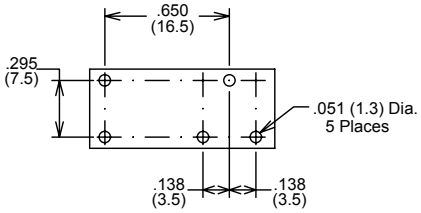

Wiring Diagram

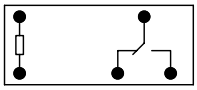

Notes:
Contact Form C shown
On Contact Forms A Unused Pin is Omitted
Tolerances ± .010 unless otherwise noted

PICKER COMPONENTS

3220 Commander Drive, Suite 102, Carrollton, Texas 75006

Sales: Call Toll Free (888) 997-3933 Fax (818) 342-5296 email: pickerwest@sbcglobal.net URL: pickercomponents.com