SHEET 1 OF 1

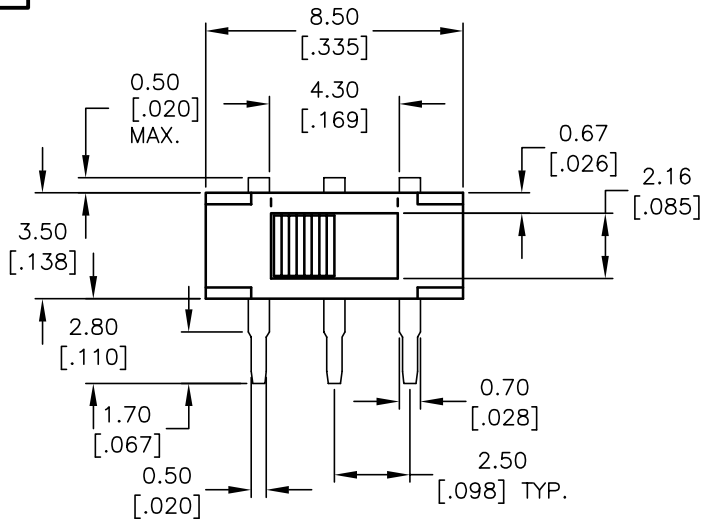

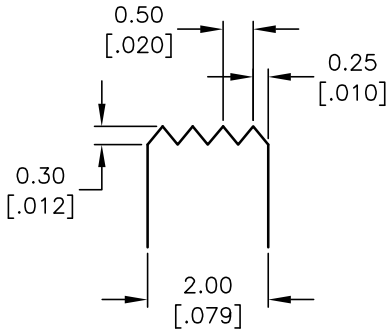

KNOB DETAIL

SCALE 8:1

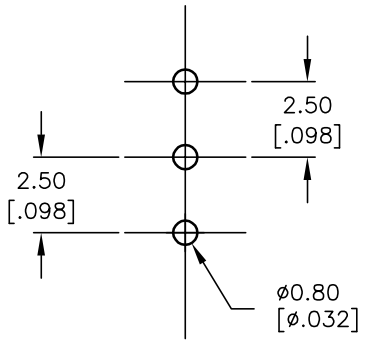

P.C.B. MOUNTING HOLES

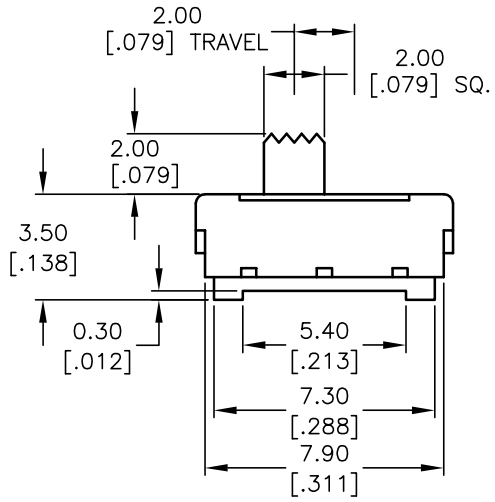

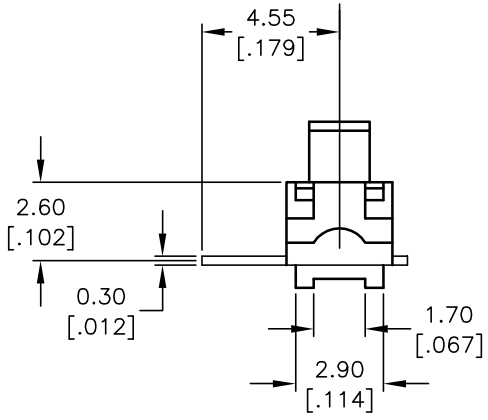

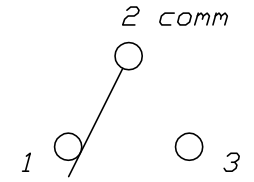

CONTACT CONFIGURATION

NOTES:

1. ALL DIMENSIONS IN MM[INCH]
2. GENERAL TOLERANCE: X.X=±0.4
   X.XX=±0.25
3. TERM. NOS. FOR REFERENCE ONLY.
4. RATING: 0.3A 6VDC
5. OPERATING FORCE: 200 ±150GF
▲6. ACTUATOR TO BE POSITIONED TO THE LEFT.
7. ▲ DENOTES CRITICAL PARAMETER.

REV.	ECN No.	DESCRIPTION	DATE	CHKD
B	14167	UPDATE STANDARDS, ADD NOTE 6	7/15/04	AR
A		RELEASED FOR PRODUCTION		

THE INFORMATION CONTAINED IN THIS DOCUMENT IS PROPRIETARY TO E-SWITCH AND IS NOT TO BE COPIED OR TRANSFERRED

E-SWITCH®

TITLE	SCALE	DATE	DR	DWG	REV
EG1270	4:1	2/9/95	JL	P040045	B