SIDACtor Device



DO-214AA *SIDACtor* solid state protection devices protect telecommunications equipment such as modems, line cards, fax machines, and other CPE.

SIDACtor devices are used to enable equipment to meet various regulatory requirements including GR 1089, ITU K.20, K.21 and K.45, IEC 60950, UL 60950, and TIA-968-A (formerly known as FCC Part 68).

Electrical Parameters

Part Number *	V_{DRM} Volts	V_S Volts	V_T Volts	I_{DRM} µAmps	I_S mAmps	I_T Amps	I_H mAmps	C_O pF
P0080S_	6	25	4	5	800	2.2	50	100
P0220S_	15	32	4	5	800	2.2	50	50
P0300S_	25	40	4	5	800	2.2	50	110
P0640S_	58	77	4	5	800	2.2	150	50
P0720S_	65	88	4	5	800	2.2	150	50
P0900S_	75	98	4	5	800	2.2	150	50
P1100S_	90	130	4	5	800	2.2	150	40
P1300S_	120	160	4	5	800	2.2	150	40
P1500S_	140	180	4	5	800	2.2	150	40
P1800S_	170	220	4	5	800	2.2	150	30
P2300S_	190	260	4	5	800	2.2	150	30
P2600S_	220	300	4	5	800	2.2	150	30
P3100S_	275	350	4	5	800	2.2	150	30
P3500S_	320	400	4	5	800	2.2	150	30

* For individual “SA”, “SB”, and “SC” surge ratings, see table below.

General Notes:

- All measurements are made at an ambient temperature of 25 °C. I_{PP} applies to -40 °C through +85 °C temperature range.
- I_{PP} is a repetitive surge rating and is guaranteed for the life of the product.
- Listed *SIDACtor* devices are bi-directional. All electrical parameters and surge ratings apply to forward and reverse polarities.
- V_{DRM} is measured at I_{DRM}.
- V_S is measured at 100 V/µs.
- Special voltage (V_S and V_{DRM}) and holding current (I_H) requirements are available upon request.
- Off-state capacitance (C_O) is measured at 1 MHz with a 2 V bias and is a typical value for “SA” and “SB” product. “SC” capacitance is approximately 2x the listed value. The off-state capacitance of the P0080SB is equal to the “SC” device.

Surge Ratings

Series	I_{PP} 2x10 µs Amps	I_{PP} 8x20 µs Amps	I_{PP} 10x160 µs Amps	I_{PP} 10x560 µs Amps	I_{PP} 10x1000 µs Amps	I_{TSM} 60 Hz Amps	di/dt Amps/µs
A	150	150	90	50	45	20	500
B	250	250	150	100	80	30	500
C	500	400	200	150	100	50	500

© 2004 Littelfuse, Inc.

Thermal Considerations

Package	Symbol	Parameter	Value	Unit
DO-214AA 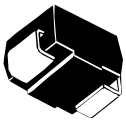	T_J	Operating Junction Temperature Range	-40 to +150	°C
	T_S	Storage Temperature Range	-65 to +150	°C
	$R_{\theta JA}$	Thermal Resistance: Junction to Ambient	90	°C/W

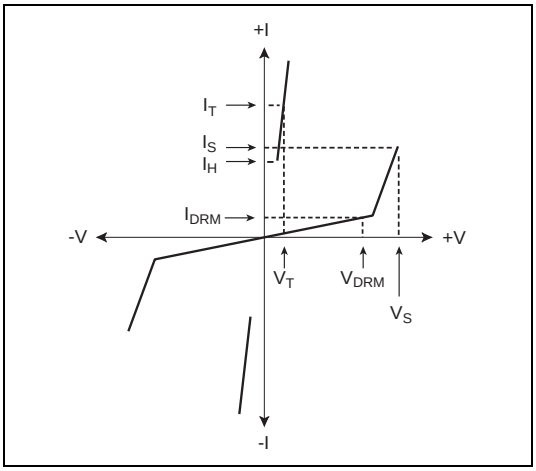

V-I Characteristics

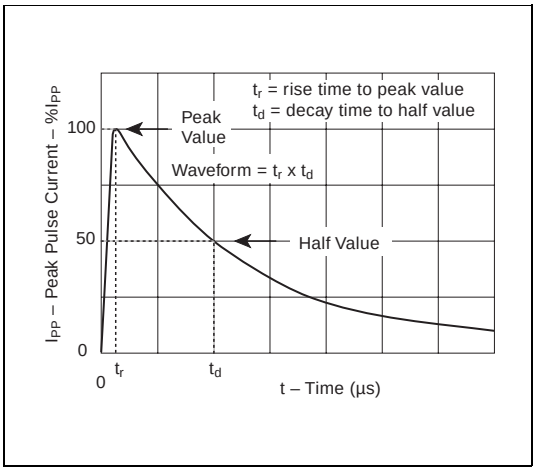

t_r x t_d Pulse Wave-form

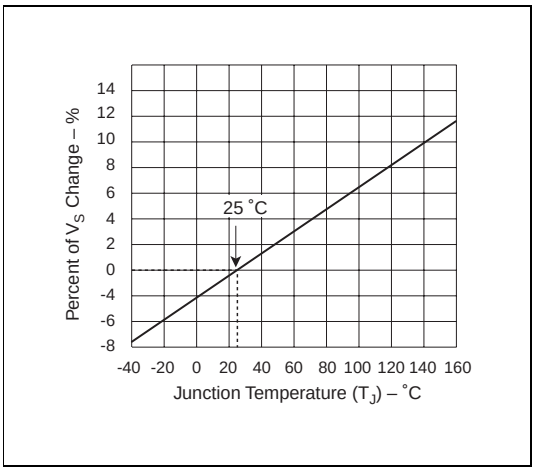

Normalized V_S Change versus Junction Temperature

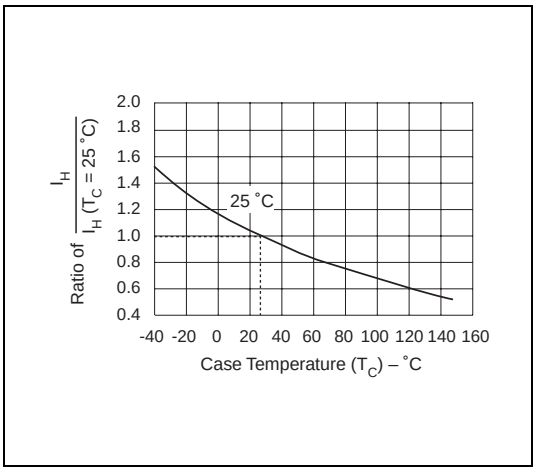

Normalized DC Holding Current versus Case Temperature