CAPTAIN CLASS - PRINTED CIRCUIT MOUNT, STANDARD PROFILE POWER TRANSFORMER

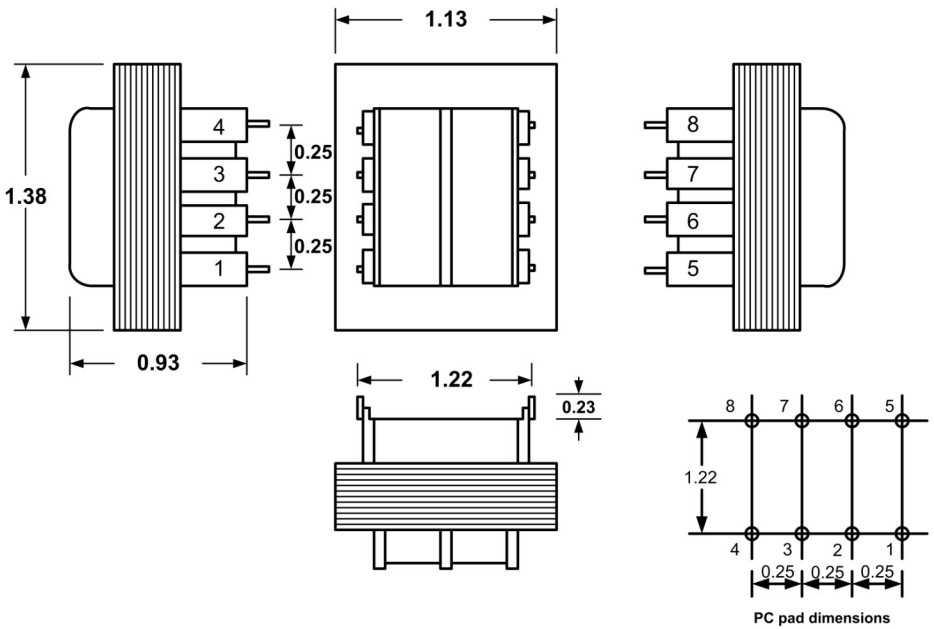

1. Electrical Specifications
   - A. Maximum Power: 1.1VA
   - B. Input Voltage and Frequency: 115V, 115/230V, 230V @ 50/60Hz
   - C. Voltage Regulation: 25% TYP @ Full Load to No Load
   - D. Temperature Rise: 20°C TYP
   - E. Insulation Resistance: > 1 MEG ohm
   - F. Hi-Pot: 2500Vrms 1 minute @ Pri to Sec
     2500Vrms 1 minute @ Pri to Core
     1500Vrms 1 minute @ Sec to Core
2. Marking: Ensign Corp, part number (see table), date code, terminal numbers
3. Safety:
   UL/cUL 5085-2 Recognized (File 47299)
   UL 1446 Recognized Insulation System (File 95662)
   UL/cUL 5085-3 Class 2 Recognized (File E43609)

CLASS 2

Primary Schematics

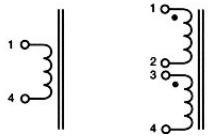

Single Input (Specify 115V, 120V, 230V or 240V)

Dual Input (Specify 115/230V or 120/240V)

Secondary Schematics



Single Output

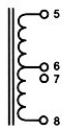

Center-Tapped Output

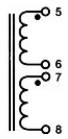

Dual Output

Part Number			
115V	115/230V	230V	Secondary Connection
P001-1-710X	P001-2-710X	P001-3-710X	10V @ 0.11A
P001-1-712X	P001-2-712X	P001-3-712X	12.6V @ 0.09A
P001-1-716X	P001-2-716X	P001-3-716X	16V @ 0.07A
P001-1-720X	P001-2-720X	P001-3-720X	20V @ 0.055A

ENSIGN THE FLAGSHIP OF CUSTOM MAGNETICS SINCE 1939	**POWER TRANSFORMER CAPTAIN CLASS**	**P001-1-XXXX P001-2-XXXX P001-3-XXXX**	
CONTENTS OF THIS DRAWING ARE SUBJECT TO CHANGE WITHOUT PRIOR NOTICE	**Ensign Corporation** 201 ENSIGN RD., BELLEVUE, IA 52031	Dim: Inches	Sheet 1 of 1

PROPRIETARY NOTICE: THIS DRAWING PRINT OR DOCUMENT AND SUBJECT MATTER DISCLOSED HEREIN ARE PROPRIETARY ITEMS TO WHICH ENSIGN RETAINS THE EXCLUSIVE RIGHT OF DISSEMINATION, MANUFACTURE AND SALE. THIS DRAWING, PRINT OR DOCUMENT IS SUBMITTED IN CONFIDENCE FOR CONSIDERATION BY THE RECIPIENT ALONE UNLESS PERMISSION FOR FURTHER DISCLOSURE IS EXPRESSLY GRANTED IN WRITING