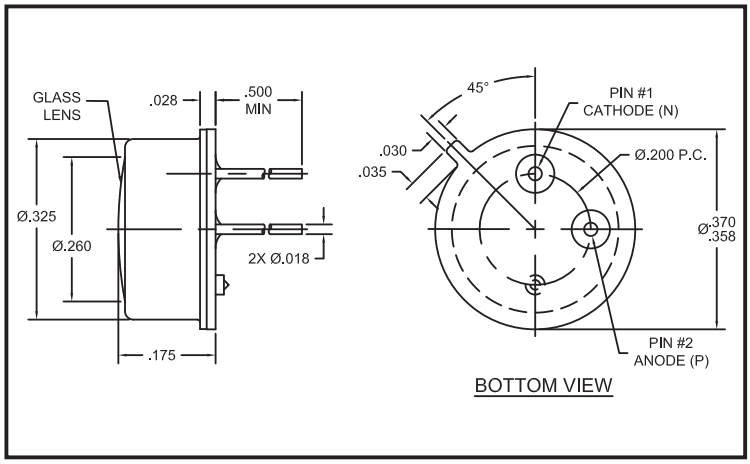

FEATURES

- Wide temperature rating
- 2 lead TO-39 package
- Ideal for hi temp industrial applications
- Isolated case
- RoHS and REACH compliant

ELECTRO-OPTICAL CHARACTERISTICS AT 25°C

PARAMETERS	TEST CONDITIONS	MIN	TYP	MAX	UNITS
Total Power Output, P_o	I_F = 500mA	60	120		mW
Peak Emission Wavelength, λ_P	I_F = 50mA		880		nm
Spectral Bandwidth at 50%, $\Delta\lambda$	I_F = 50mA		55		nm
Half Intensity Beam Angle, θ	I_F = 50mA		110		Deg
Forward Voltage, V_F	I_F = 500mA		1.4	1.7	Volts
Reverse Breakdown Voltage, V_R	I_R = 10μA	5	30		Volts
Capacitance, C	V_R = 0V				pF
Rise Time			20		nsec
Fall Time			20		nsec

ABSOLUTE MAXIMUM RATINGS AT 25°C CASE

Power Dissipation[1]	1000mW
Continuous Forward Current	500mA
Peak Forward Current (10μs, 200Hz)[2]	1.5A
Reverse Voltage	5V
Lead Soldering Temperature (1/16" from case for 10sec)	260°C

[1]Derate per Thermal Derating Curve above 25°C

[2]Derate linearly above 25°C

THERMAL PARAMETERS

Storage and Operating Temperature Range	-65°C to 150°C
Maximum Junction Temperature	150°C
Thermal Resistance, R_{THJA}	150°C/W Typical
Thermal Resistance, R_{THJC}	60°C/W Typical

OPTO DIODE
1260 Calle Suerte, Camarillo, California 93012
Phone: (805) 499-0335, Fax: (805) 499-8108
Email: sales@optodiode.com, Website: www.optodiode.com

MAXIMUM RATINGS

THERMAL DERATING CURVE

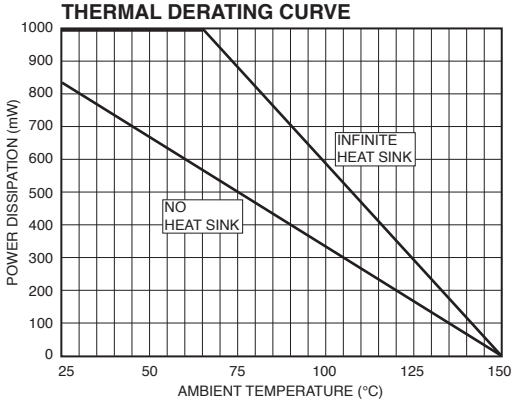

TYPICAL CHARACTERISTICS

DEGRADATION CURVE

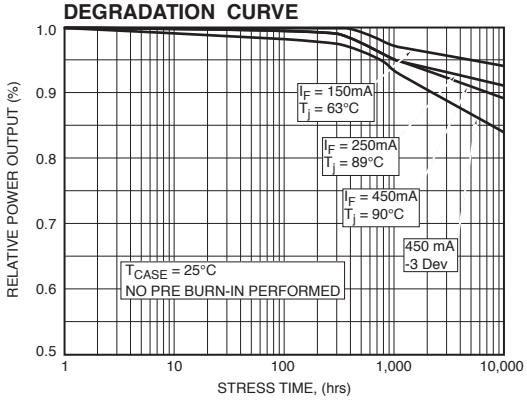

RADIATION PATTERN

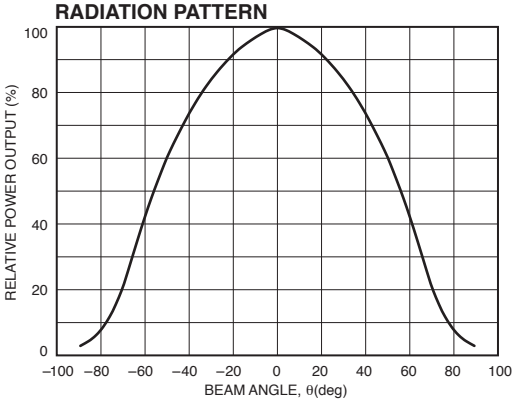

OPTICAL SPECTRUM (50mA, TYPICAL)

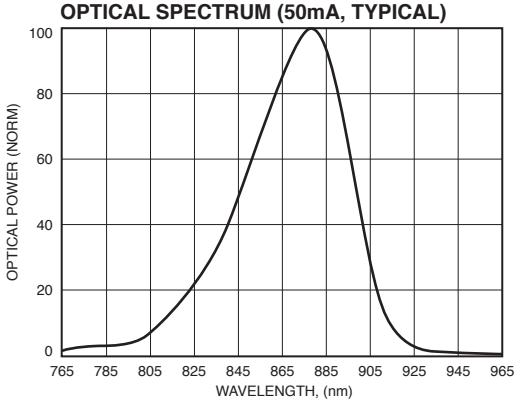

POWER OUTPUT vs TEMPERATURE

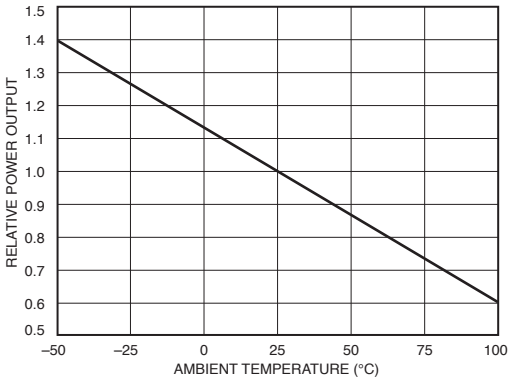

POWER OUTPUT vs FORWARD CURRENT

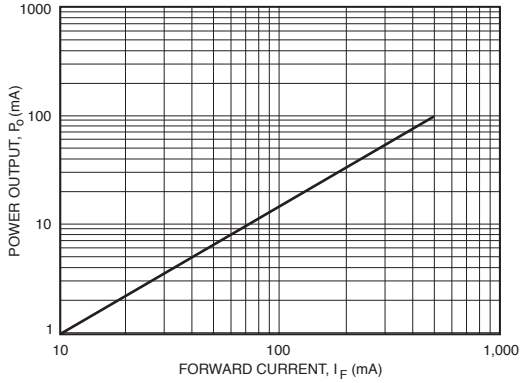

OPTO DIODE
1260 Calle Suerte, Camarillo, California 93012
Phone: (805) 499-0335, Fax: (805) 499-8108
Email: sales@optodiode.com, Website: www.optodiode.com