MR750 – MR7510

6.0A STANDARD DIODE

Features

- Diffused Junction
- Low Forward Voltage Drop
- High Current Capability
- High Reliability
- High Surge Current Capability

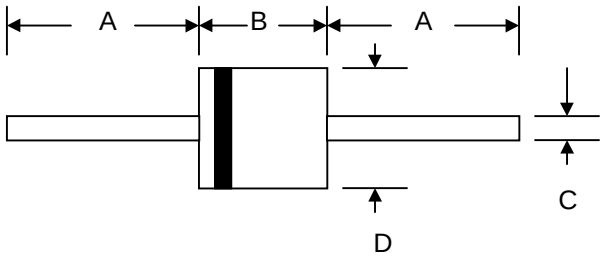

P-600		
Dim	**Min**	**Max**
A	25.4	—
B	8.60	9.10
C	1.20	1.30
D	8.60	9.10
All Dimensions in mm		

Mechanical Data

- Case: P-600, Molded Plastic
- Terminals: Plated Leads Solderable per MIL-STD-202, Method 208
- Polarity: Cathode Band
- Weight: 2.1 grams (approx.)
- Mounting Position: Any
- Marking: Type Number
- **Lead Free: For RoHS / Lead Free Version, Add "-LF" Suffix to Part Number, See Page 4**

Maximum Ratings and Electrical Characteristics @T_A=25°C unless otherwise specified

Single Phase, half wave, 60Hz, resistive or inductive load.
For capacitive load, derate current by 20%.

Characteristic	Symbol	MR750	MR751	MR752	MR754	MR756	MR758	MR7510	Unit
Peak Repetitive Reverse Voltage Working Peak Reverse Voltage DC Blocking Voltage	V_{RRM} V_{RWM} V_R	50	100	200	400	600	800	1000	V
RMS Reverse Voltage	$V_{R(RMS)}$	35	70	140	280	420	560	700	V
Average Rectified Output Current (Note 1) @T_A = 60°C	I_O	6.0							A
Non-Repetitive Peak Forward Surge Current 8.3ms Single half sine-wave superimposed on rated load (JEDEC Method)	I_{FSM}	400							A
Forward Voltage @I_F = 6.0A	V_{FM}	1.0							V
Peak Reverse Current @T_A = 25°C At Rated DC Blocking Voltage @T_A = 100°C	I_{RM}	5.0 1.0							µA mA
Typical Junction Capacitance (Note 2)	C_j	150							pF
Typical Thermal Resistance Junction to Ambient (Note 1)	$R_{\theta JA}$	20							°C/W
Operating Temperature Range	T_j	-50 to +150							°C
Storage Temperature Range	T_{STG}	-50 to +150							°C

Note: 1. Leads maintained at ambient temperature at a distance of 9.5mm from the case
2. Measured at 1.0 MHz and applied reverse voltage of 4.0V D.C.

© 2006 Won-Top Electronics

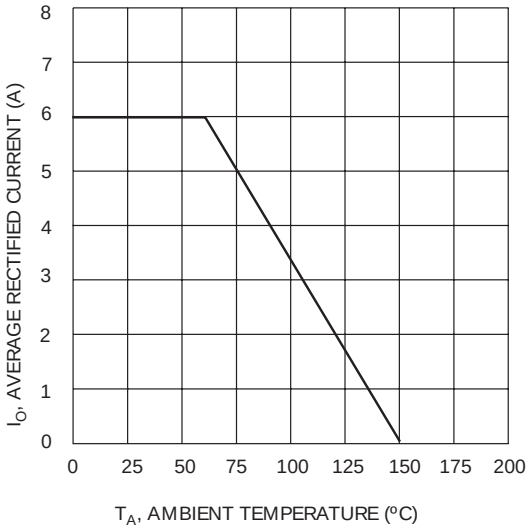

Fig. 1 Forward Current Derating Curve

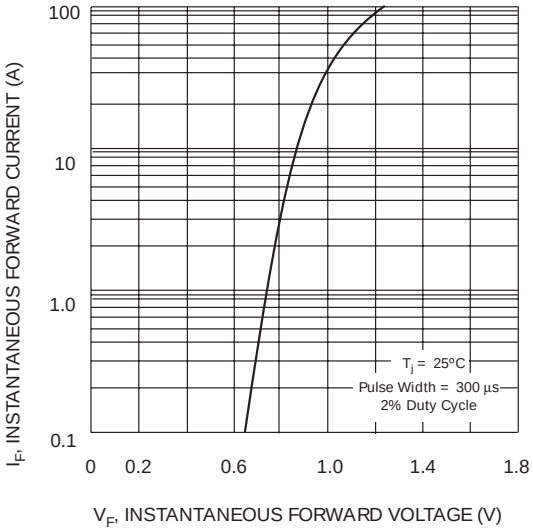

Fig. 2, Typical Forward Characteristics

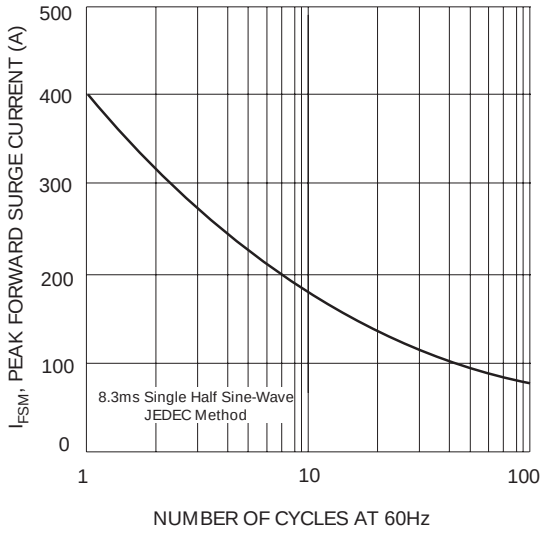

Fig. 3 Maximum Non-Repetitive Peak Forward Surge Current

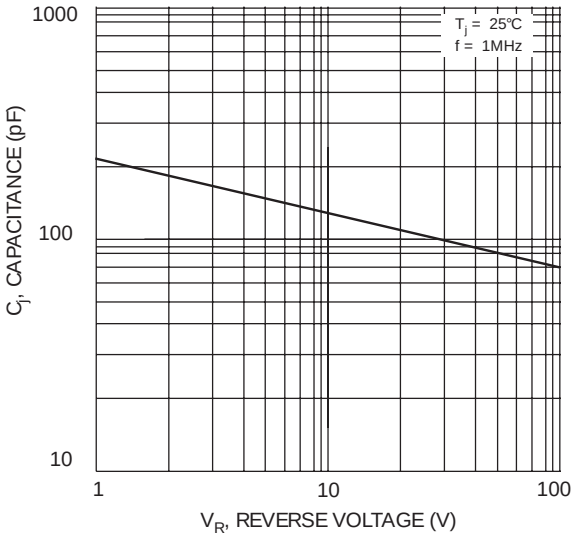

Fig. 4 Typical Junction Capacitance

 © 2006 Won-Top Electronics

MARKING INFORMATION

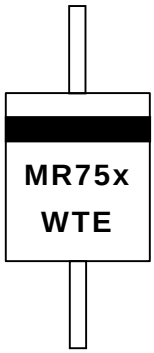

Cathode	= Polarity Band
MR75x	= Device Number
x	= 0, 1, 2, 4, 6, 8 or 10
WTE	= Manufacturer's Logo

TAPING SPECIFICATIONS

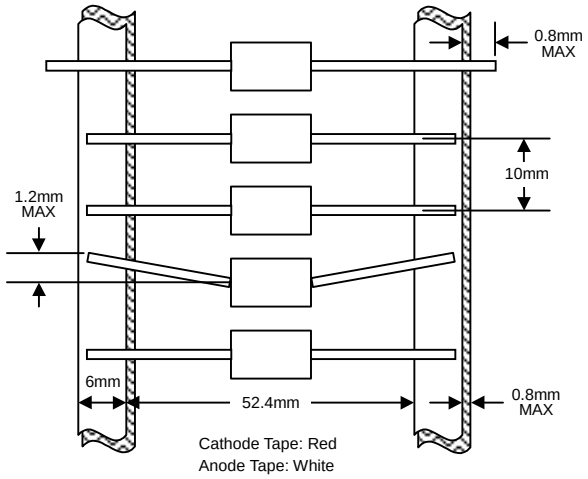

PACKAGING INFORMATION

TAPE & REEL

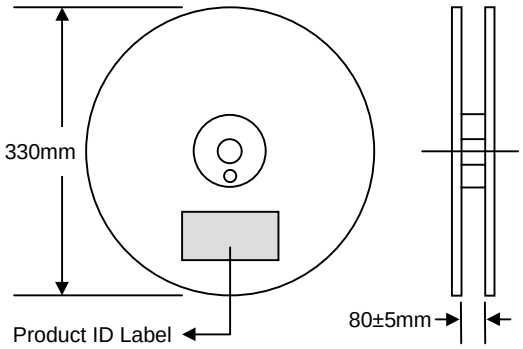

BULK

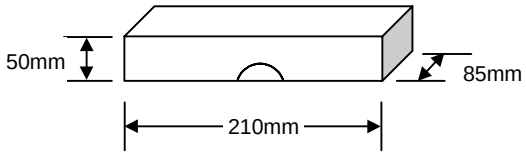

Packaging	Reel Diameter / Box Size (mm)	Quantity (PCS)	Carton Size (mm)	Quantity (PCS)	Approx. Gross Weight (KG)
TAPE & REEL	330	800	370 x 370 x 420	4,000	12.0
BULK	210 x 85 x 50	250	500 x 255 x 275	7,000	17.0

Note: 1. Paper reel, white or gray color. Core material: plastic or metal.
2. Components are packed in accordance with EIA standard RS-296-E.

 © 2006 Won-Top Electronics

ORDERING INFORMATION

Product No.	Package Type	Shipping Quantity
MR750-T3	P-600	800/Tape & Reel
MR750	P-600	250 Units/Box
MR751-T3	P-600	800/Tape & Reel
MR751	P-600	250 Units/Box
MR752-T3	P-600	800/Tape & Reel
MR752	P-600	250 Units/Box
MR754-T3	P-600	800/Tape & Reel
MR754	P-600	250 Units/Box
MR756-T3	P-600	800/Tape & Reel
MR756	P-600	250 Units/Box
MR758-T3	P-600	800/Tape & Reel
MR758	P-600	250 Units/Box
MR7510-T3	P-600	800/Tape & Reel
MR7510	P-600	250 Units/Box

1. Products listed in **bold** are WTE **Preferred** devices.
2. Shipping quantity given is for minimum packing quantity only. For minimum order quantity, please consult the Sales Department.
3. **To order RoHS / Lead Free version (with Lead Free finish), add "-LF" suffix to part number above. For example, MR750-T3-LF**.

Won-Top Electronics Co., Ltd (WTE) has checked all information carefully and believes it to be correct and accurate. However, WTE cannot assume any responsibility for inaccuracies. Furthermore, this information does not give the purchaser of semiconductor devices any license under patent rights to manufacturer. WTE reserves the right to change any or all information herein without further notice.

WARNING: DO NOT USE IN LIFE SUPPORT EQUIPMENT. WTE power semiconductor products are not authorized for use as critical components in life support devices or systems without the express written approval.

Won-Top Electronics Co., Ltd.
No. 44 Yu Kang North 3rd Road, Chine Chen Dist., Kaohsiung, Taiwan
Phone: 886-7-822-5408 or 886-7-822-5410
Fax: 886-7-822-5417
Email: sales@wontop.com
Internet: http://www.wontop.com

We power your everyday.

 © 2006 Won-Top Electronics