MP1505W THRU MP1510W

SINGLE PHASE 15 AMP BRIDGE RECTIFIERS

GW

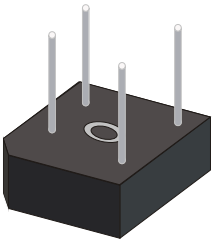

FEATURES

* Superior thermal design
* 300 amperes surge capability
* Mounting: Hole thru for #8 screw

VOLTAGE RANGE

50 to 1000 Volts

CURRENT

15.0 Amperes

MP-W

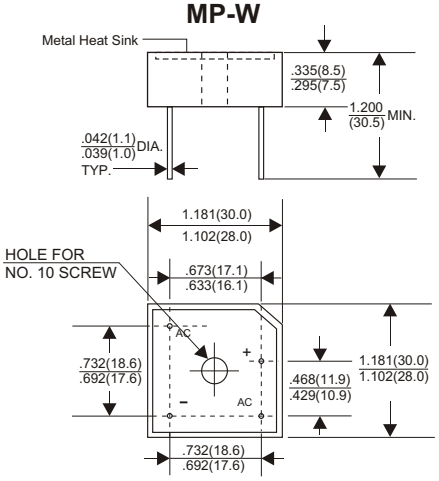

Dimensions in inches and (millimeters)

MAXIMUM RATINGS AND ELECTRICAL CHARACTERISTICS

Rating 25°C ambient temperature uniess otherwies specified.
Single phase half wave, 60Hz, resistive or inductive load.
For capacitive load, derate current by 20%.

TYPE NUMBER	MP1505W	MP151W	MP152W	MP154W	MP156W	MP158W	MP1510W	UNITS
Maximum Recurrent Peak Reverse Voltage	50	100	200	400	600	800	1000	V
Maximum RMS Voltage	35	70	140	280	420	560	700	V
Maximum DC Blocking Voltage	50	100	200	400	600	800	1000	V
Maximum Average Forward Rectified Current .375"(9.5mm) Lead Length at Tc=55°C	15							A
Peak Forward Surge Current, 8.3 ms single half sine-wave superimposed on rated load (JEDEC method)	300							A
Maximum Forward Voltage Drop per Bridge Element at 7.5A D.C.	1.1							V
Maximum DC Reverse Current Ta=25°C	10							μA
at Rated DC Blocking Voltage Ta=100°C	500							μA
Operating Temperature Range, T_J	-65 — +150							°C
Storage Temperature Range, T_{STG}	-65 — +150							°C

RATING AND CHARACTERISTIC CURVES (MP1505W THRU MP1510W)

FIG.1-TYPICAL FORWARD CURRENT DERATING CURVE

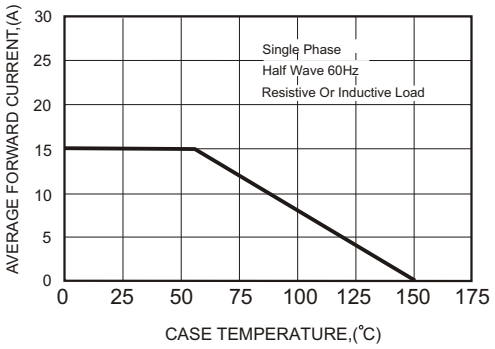

FIG.2-MAXIMUM NON-REPETITIVE FORWARD SURGE CURRENT

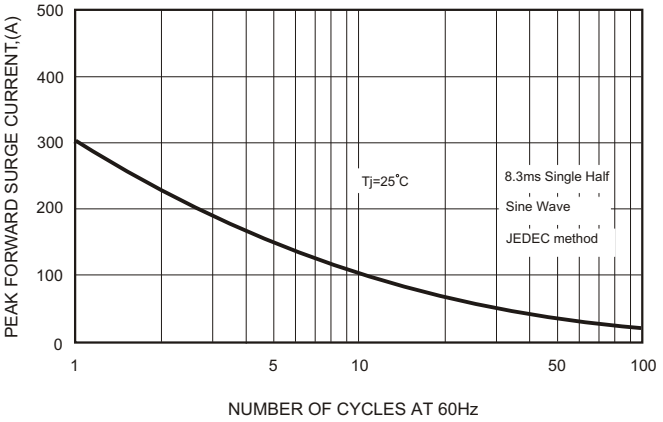

FIG.3-TYPICAL FORWARD CHARACTERISTICS

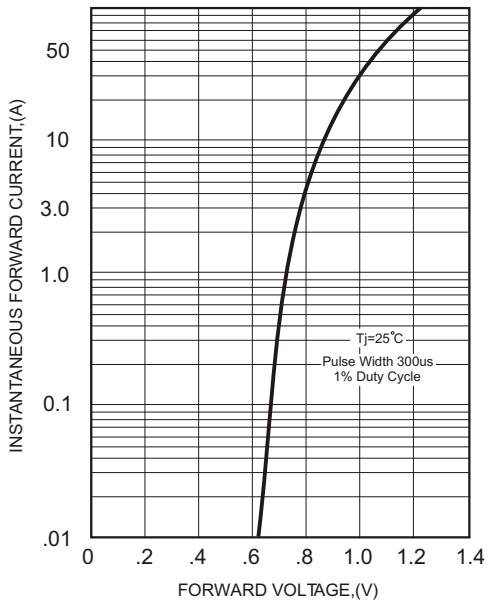

FIG.4-TYPICAL REVERSE CHARACTERISTICS

