Open Type Trimmer

Model 35



Features:

- 3 mm
- Open frame surface mount
- Cermet
- RoHS compliant

Model Styles Available

Top Adjust	35W

Electrical

Resistance Range	100 to 1,000,000 Ohms
Standard Resistance Tolerance	± 25%
Input Voltage, Maximum	50 V
Power rating, Watts	0.1 @ 70°C
End Resistance, Maximum	>1000 Ohms: 20 Ohms Max; > 1000 Ohms: 2% Max.
Actual Electrical Travel	250˚ ± 20˚
Mechanical Travel (35E)	280° ±20°
Insulation Resistance, Minimum	100 Megohms
Resolution	Essentially infinite
Contact Resistance Variation	5% Max.
Temperature Coefficient of Resistance	±250 ppm/°C

Mechanical

Torque, Maximum (35W, 35C)	2.8 in. oz.
Torque, Maximum (35E)	1.4 in. oz.
Weight, Approx.	0.01 oz.
Wiper Position	Approx. 50%

General Note
TT Electronics reserves the right to make changes in product specification without notice or liability. All information is subject to TT Electronics' own data and is considered accurate at time of going to print.

© TT electronics plc

TT Electronics | BI Technologies
4200 Bonita Place, Fullerton, CA USA 92835-1053 |Ph: +1 714-447-2300
www.ttelectronics.com | sensors@ttelectronics.com

Environmental

Operating Temperature Range	-40°C to +125°C
Rotational Life, 20 Cycles	±15% ΔR
Load Life, 0.1W, 1000 Hours, 70°C	±5% ΔR
Resistance to Solder Heat	260°C for 10 sec.
Aqueous cleaning not recommended	

Ordering Information

35 W R10K LF TR

- 35 — Model Series
- W — Style W
- R10K — Resistance Value (see tables below)
- LF — RoHS Compliant Product Code
- TR — Packaging Option: TR - 7" Tape & Reel, 2000/reel

Packaging Information

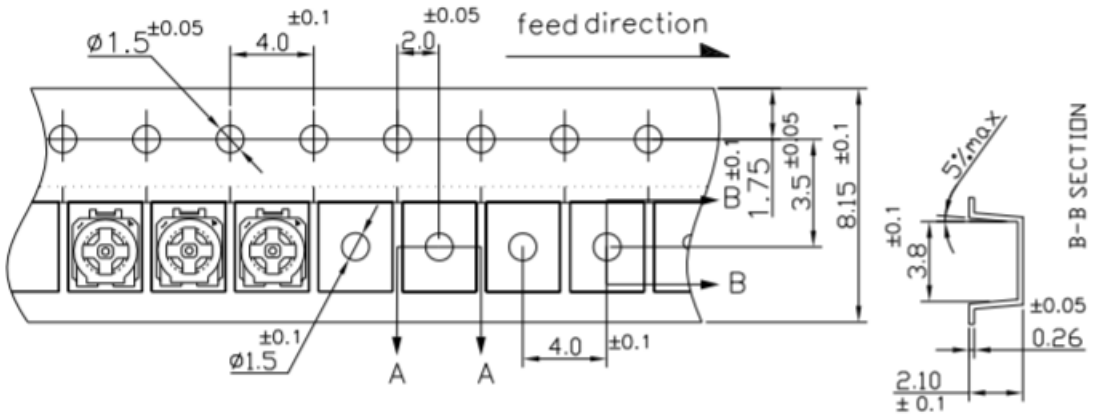

General Note
TT Electronics reserves the right to make changes in product specification without notice or liability. All information is subject to TT Electronics' own data and is considered accurate at time of going to print.

© TT electronics plc

TT Electronics | BI Technologies
4200 Bonita Place, Fullerton, CA USA 92835-1053 | Ph: +1 714-447-2300
www.ttelectronics.com | sensors@ttelectronics.com

Outline Drawings

Model 35W (Top Adjust)

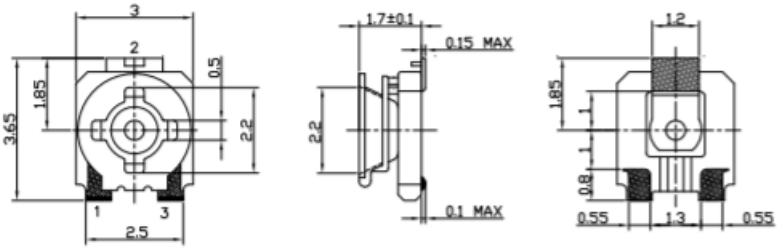

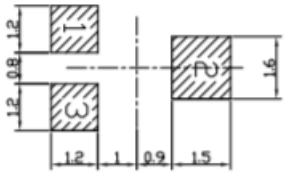

Recommended land pattern

Circuit Diagram

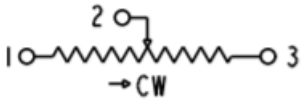

Standard Resistance Values, Ohms

Resistance (ohms)
100
200
500
1K
2K
5K
10K
20K
50K
100K
200K
500K
1MEG

General Note
TT Electronics reserves the right to make changes in product specification without notice or liability. All information is subject to TT Electronics' own data and is considered accurate at time of going to print.

© TT electronics plc

TT Electronics | BI Technologies
4200 Bonita Place, Fullerton, CA USA 92835-1053 |Ph: +1 714-447-2300
www.ttelectronics.com | sensors@ttelectronics.com