MM-1018 Micro-miniature Reed Switch

Form A, Center Contact, Release AT Configurable



All dimensions in mm

This 10mm long, form A reed switch is designed for low power, high speed switching applications, and has a cost advantage over the UM-0018 Ultra-miniature series. The flattened lead outs are useful for orienting the internal blades to face one way while soldering, welding etc., for maximum in-group sensitivity, and the three different differential types available, cover a wide range of release specific applications. This reed switch is Lead (Pb) free and RoHS compliant.

Formations Available

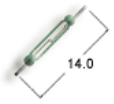	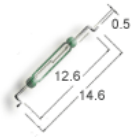	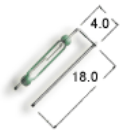		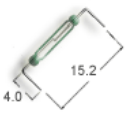	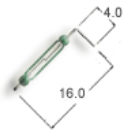
Cropped	SMD	Welded	Soldered	Goal post	L Formed

Applications

This reed switch is suitable for use in the following applications and many others: Microphones, reed relays, power showers, vibration sensors, sewing machines, automobile crash sensors, defective lamp detection, pressure gauges, vane sensors, fuel pumps, electric fishing reels, pedometers, board games...

Electrical

Sub code		L	M	H
Operate Range	AT	10-40	10-40	10-40
Release Range	AT	4-20	6-25	7.5-30
Contact Rating (max)	W/ VA	10.0	10.0	10.0
Switching Current (max)	A	0.5	0.5	0.5
Carry Current (max)	A	0.75	0.75	0.75
Switching Voltage (max)	V_{DC}	100	100	100
Switching Voltage (max)	V_{AC}	70	70	70
Breakdown Voltage	V_{DC}	200	200	200
Initial Contact Resistance (max)	mΩ	100	120	150
Insulation Resistance (min)	Ω	10^9	10^9	10^9
Capacitance (min)	pF	0.2	0.2	0.2

Miscellaneous

Operate Time (max)	ms	0.35
Bounce Time (max)	ms	0.3
Release Time (max)	ms	0.15
Resonance Frequency	Hz	>2000
Operating Frequency	Hz	500
Operating Temperature	°C	-40 to +120
Test Coil		717 102 003
Lead out plating		Sn (Pb free)
Shock Resistance	g	30
Vibration (10-2000Hz)	g	20

Ordering Code

MM-1018-(Sub Code)-(Start Operate AT)-(Finish Operate AT)

Example MM-1018-M-10-14
Denotes 10-14 Operate AT band, with a minimum Release AT of 6.

Other Configurations Available

Dynamic contact resistance limit, Higher insulation resistance, Special release limits, Gold plates leads

Please refer to our reed switch usage notes

Due to continual improvement, specifications are subject to change without notice

www.reed-sensor.com

10 May 2008