

PolySwitch Resettable Devices
Surface-mount Devices

PolySwitch surface-mount devices are the preferred circuit protection method for computer, consumer, multimedia, portable, and automotive electronics applications.

In an affort to reduce the size and cost of surface-mount devices, we introduced the miniSMD product series in 1995. Subsequently, we developed the microSMD, nanoSMD, picoSMD and femtoSMD family of products. The femtoSMD series reduced the device size to a 1608mm (0603 mils) footprint, one twelfth the size of the popular miniSMD series.

Recent additions to the PolySwitch surface-mount series include 3.0A miniSMD 4532mm (1812 mils), 2.0A nanoSMD 3216mm (1206 mils) and 0.16A femtoSMD 1608mm (0603 mils) devices.



Benefits

- Smaller size saves board space and cost
- Many product choices give engineers more design flexibility
- Compatible with high-volume electronics assembly
- Assists in meeting regulatory requirements
- Higher voltage ratings allow use in new applications

Features

- RoHS compliant
- Halogen free
  (refers to: Br≤900ppm, Cl≤900ppm, Br+Cl≤1500ppm)
- Broadest range of resettable devices available in the industry
- Current ratings from 0.05 to 3A
- Voltage ratings from 6V computer and electronic applications to 60V telecom applications
- Agency recognition: UL, CSA, TÜV
- Small footprint
- Fast time-to-trip
- Low resistance

Applications

- Computer
- Portable electronics
- Multimedia
- Game machines
- Telephony and broadband
- Mobile phones
- Automotive
- Industrial controls
- Battery

Application Selection Table for Surface-mount Devices

- The table below lists PolySwitch surface-mount devices typically used in these applications.
- Specifications for the suggested PolySwitch surface-mount device part numbers can be found in this section.
- Once a part has been selected, the user should evaluate and test each product for the intended application.

			PolySwitch Resettable Devices - Key Selection Criteria		
Protection Application	**Additional Comments**	**Overcurrent Overvoltage**	**Small Size**	**Low Resistance**	**Fast Time-to-trip (Temperature Protection)**
AC adapter input power	use w/ Zener & triac		SMD250F	SMD250F	SMD200F
Battery pack protection			nanoSMDC150F	miniSMDC260F	miniSMDE190F
Charger protection			nanoSMDC050F	miniSMDC110F/16	nanoSMDC075F
CPU/IC protection			nanoSMDC110F	nanoSMDC150F	nanoSMDC075F
Data acquisition/sensor			microSMD005F	-	microSMD005F
DC input/output power	≤6V		nanoSMDC075F	nanoSMDC150F	nanoSMDC050F/13.2
	≤12V		miniSMDC075F	miniSMDC110F/16	miniSMDC075F
DDC			nanoSMDC075F	nanoSMDC110F	nanoSMDC050F/13.2
Device bay system	DB12, DB20		miniSMDC200F	miniSMDC260F	miniSMDC200F
	DB32		miniSMDC260F	SMD300F	miniSMDC200F
Ethernet/LAN			nanoSMDC050F/13.2	miniSMDC110F/16	nanoSMDC075F
Fan			microSMD035F	microSMD050F	microSMD035F
HDMI			picoSMDC035S	picoSMDC035S	picoSMDC035S
IEEE 802.3af	VOIP		decaSMDC050F/60	decaSMDC050F/60	decaSMDC050F/60
IEEE-1394	power provider		SMD100F/33	SMD185F	SMD100F/33
	alt. power provider		SMD185F	SMD185F	SMD150F/33
	self-powered		SMD185F	SMD185F	SMD150F/33
LCD inverter			nanoSMDC050F/13.2	miniSMDC110F/16	nanoSMDC075F
LCD screen power			nanoSMDC050F/13.2	nanoSMDC050F/13.2	microSMD035F
LNB (Low Noise Block)			SMD075F	SMD075F	SMD050F
Motor	≤6V		nanoSMDC110F	nanoSMDC150F	microSMD075F
	≤13.2V		miniSMDC075F	miniSMDC110F/16	miniSMDC075F
PS/2 mouse/keyboard			nanoSMDC075F	nanoSMDC110F	nanoSMDC050F/13.2
Signal - data communication	≤6V		nanoSMDC075F	nanoSMDC075F	nanoSMDC075F
	≤13.2V		miniSMDC050F	miniSMDC075F	miniSMDC020F
	≤30V		SMD030F-2018	SMD075F	SMD050F
SCSI			nanoSMDC110F	nanoSMDC150F	nanoSMDC075F
SIM/Smart card reader			femtoSMDC010F	femtoSMDC010F	femtoSMDC005F
Telecom - modem	Digital line	OC	miniSMDC014F	miniSMDC014F	miniSMDC014F
Telecom - PBX	Subscriber	OC	miniSMDC014F	miniSMDC014F	miniSMDC014F
Temperature sensor	CPU		nanoSMDC050F/13.2	nanoSMDC075F	nanoSMDC050F/13.2
USB	Individual Port		nanoSMDC075F	nanoSMDC110F	nanoSMDC050F/13.2
	2 port ganged		nanoSMDC150F	miniSMDC150F	miniSMDC125F
	3 port ganged		miniSMDC200F	miniSMDC200F	miniSMDC200F

Note : This list is not exhaustive. Tyco Electronics welcomes our customers' input for additional application ideas for PolySwitch resettable devices.

RoHS Compliant, ELV Compliant HF Halogen Free

Table S1 Product Series: Size, Current Rating, Voltage Rating/Maximum Resistance for Surface-mount Devices

	femtoSMD	picoSMD	nanoSMD	microSMD	miniSMD	midSMD	SMD	SMD2	miniSMDE	decaSMD
Size mm	1608	2012	3216	3225	4532	5050	7555	8763	11550	5050
(mils)	(0603)	(0805)	(1206)	(1210)	(1812)	(2018)	(2920)	(3425)	(4420)	(2018)
Hold Current (A)										
0.050	$15V_{DC}/30.00\Omega$*	—	—	$30V_{DC}/50\Omega$	—	—	—	—	—	—
0.100	$12V_{DC}/8.00\Omega$*	$15V_{DC}/11.00\Omega$*	—	$30V_{DC}/15\Omega$	$60V_{DC}/12.70\Omega$	—	—	—	—	—
0.120	—	$15V_{DC}/9.00\Omega$*	$48V_{DC}/6.50\Omega$	—	—	—	—	—	—	—
0.140	—	—	—	—	$60V_{DC}/6.00\Omega$	—	—	—	—	—
0.160	$9V_{DC}/4.20\Omega$	—	$48V_{DC}/5.00\Omega$	—	—	—	—	—	—	—
0.200	—	$9V_{DC}/3.20\Omega$	$24V_{DC}/3.10\Omega$	—	$30V_{DC}/3.30\Omega$	—	—	—	—	—
0.300	—	—	—	—	$30V_{DC}/1.75\Omega$	$60V_{DC}/2.30\Omega$	$60V_{DC}/4.80\Omega$	—	—	—
0.350	—	$6V_{DC}/1.40\Omega$	$16V_{DC}/1.35\Omega$	$6V_{DC}/1.30\Omega$	—	—	—	—	—	—
0.500	—	—	$13.2V_{DC}/0.75\Omega$	$13.2V_{DC}/0.90\Omega$	$24V_{DC}/1.00\Omega$	—	$60V_{DC}/1.40\Omega$	—	—	$60V_{DC}/1.10\Omega$
0.750	—	$6V_{DC}/0.35\Omega$*	$6V_{DC}/0.30\Omega$	$6V_{DC}/0.40\Omega$	$13.2V_{DC}/0.45\Omega$	—	$30V_{DC}/1.00\Omega$	—	—	—
	—	—	—	—	$24V_{DC}/0.29\Omega$	—	$60V_{DC}/1.00\Omega$	—	—	—
1.000	—	$6V_{DC}/0.19\Omega$*	—	—	—	$15V_{DC}/0.40\Omega$	$30V_{DC}/0.48\Omega$	—	—	—
	—	—	—	—	—	—	$33V_{DC}/0.41\Omega$	—	—	—
1.100	—	—	$6V_{DC}/0.20\Omega$	$6V_{DC}/0.21\Omega$	$8V_{DC}/0.21\Omega$	—	—	—	—	—
	—	—	—	—	$16V_{DC}/0.18\Omega$	—	—	—	—	—
	—	—	—	—	$24V_{DC}/0.18\Omega$	—	—	—	—	—
1.200	—	—	—	—	—	—	$16V_{DC}/0.34\Omega$	—	—	—
1.250	—	—	—	—	$6V_{DC}/0.14\Omega$	—	$15V_{DC}/0.25\Omega$	—	—	—
	—	—	—	—	$16V_{DC}/0.14\Omega$	—	—	—	—	—
1.500	—	—	$6V_{DC}/0.11\Omega$	$6V_{DC}/0.11\Omega$	$6V_{DC}/0.11\Omega$	$15V_{DC}/0.18\Omega$	—	$15V_{DC}/0.25\Omega$	—	—
	—	—	—	—	$12V_{DC}/0.11\Omega$	—	—	$33V_{DC}/0.23\Omega$	—	—
	—	—	—	—	$16V_{DC}/0.11\Omega$	—	—	—	—	—
	—	—	—	—	$24V_{DC}/0.12\Omega$	—	—	—	—	—
1.600	—	—	—	—	$9V_{DC}/0.10\Omega$	—	—	$16V_{DC}/0.15\Omega$	—	—
1.750	—	—	—	$6V_{DC}/0.08\Omega$	—	—	—	—	—	—
1.850	—	—	—	—	—	—	—	$33V_{DC}/0.165\Omega$	—	—
1.900	—	—	—	—	—	—	—	—	$16V_{DC}/0.08\Omega$	—
2.000	—	—	$6V_{DC}/0.072\Omega$	$6V_{DC}/0.06\Omega$	$8V_{DC}/0.07\Omega$	$6V_{DC}/0.10\Omega$	—	$15V_{DC}/0.125\Omega$	—	—
2.500	—	—	—	—	—	—	—	$15V_{DC}/0.85\Omega$	—	—
2.600	—	—	—	—	$6V_{DC}/0.043\Omega$	—	$6V_{DC}/0.075\Omega$	—	—	—
	—	—	—	—	$12V_{DC}/0.047\Omega$	—	—	—	—	—
	—	—	—	—	$13.2V_{DC}/0.050\Omega$	—	—	—	—	—
	—	—	—	—	$16V_{DC}/0.050\Omega$	—	—	—	—	—
3.000	—	—	—	—	$6V_{DC}/0.036\Omega$	—	$6V_{DC}/0.048\Omega$	—	—	—
	—	—	—	—	—	—	$15V_{DC}/0.05\Omega$	—	—	—

* Data is preliminary

Table S2 Thermal Derating for Surface-mount Devices [Hold Current (A) at Ambient Temperature (°C)]

		Maximum Ambient Temperature											
	Part Number	-40°C	-20°C	0°C	20°C	25°C	40°C	50°C	60°C	70°C	80°C	85°C	125°C
	femtoSMDC Series												
	Size 1608 mm/0603 mils												
coming soon	femtoSMDC005F*	0.08	0.07	0.06	0.05	0.05	0.04	0.04	0.03	0.03	0.02	0.02	—
coming soon	femtoSMDC010F*	0.16	0.14	0.12	0.11	0.10	0.09	0.08	0.07	0.06	0.05	0.04	—
NEW	femtoSMDC016F	0.25	0.22	0.18	0.17	0.16	0.14	0.12	0.11	0.10	0.08	0.07	—
	picoSMDC Series												
	Size 2012 mm/0805 mils												
coming soon	picoSMDC010S*	0.17	0.15	0.13	0.11	0.10	0.09	0.08	0.07	0.06	0.05	0.05	—
coming soon	picoSMDC012S*	0.20	0.17	0.15	0.13	0.12	0.10	0.09	0.08	0.07	0.06	0.05	—
NEW	picoSMDC020S	0.30	0.27	0.24	0.21	0.20	0.18	0.16	0.15	0.13	0.12	0.11	—
NEW	picoSMDC035S	0.55	0.49	0.44	0.37	0.35	0.31	0.28	0.26	0.23	0.20	0.18	—
coming soon	picoSMDC075S*	1.17	1.05	0.94	0.81	0.75	0.68	0.62	0.57	0.50	0.44	0.41	—
coming soon	picoSMDC100S*	1.52	1.36	1.21	1.10	1.00	0.90	0.83	0.75	0.67	0.60	0.56	—
	nanoSMDC Series												
	Size 3216 mm/1206 mils												
	nanoSMDC012F	0.20	0.17	0.15	0.13	0.12	0.11	0.10	0.09	0.08	0.07	0.07	—
	nanoSMDC016F	0.21	0.20	0.18	0.16	0.16	0.14	0.13	0.12	0.11	0.10	0.09	—
	nanoSMDC020F	0.34	0.30	0.26	0.22	0.20	0.17	0.15	0.13	0.11	0.09	0.08	—
	nanoSMDC035F	0.58	0.51	0.44	0.38	0.35	0.31	0.28	0.24	0.21	0.18	0.16	—
	nanoSMDC050F/13.2	0.78	0.69	0.61	0.52	0.50	0.44	0.39	0.35	0.30	0.25	0.24	—
	nanoSMDC075F	1.15	1.04	0.92	0.78	0.75	0.69	0.63	0.58	0.51	0.46	0.43	—
	nanoSMDC110F	1.64	1.46	1.30	1.10	1.06	0.92	0.83	0.80	0.65	0.56	0.52	—
	nanoSMDC150F	2.20	1.99	1.77	1.55	1.50	1.34	1.23	1.10	1.01	0.90	0.84	—
NEW	nanoSMDC200F	2.92	2.64	2.35	2.07	2.00	1.79	1.64	1.50	1.36	1.22	1.15	—
	microSMD Series												
	Size 3225 mm/1210 mils												
	microSMD005F	0.08	0.07	0.06	0.05	0.05	0.04	0.04	0.03	0.03	0.02	0.02	—
	microSMD010F	0.15	0.13	0.12	0.10	0.10	0.09	0.08	0.06	0.06	0.05	0.05	—
	microSMD035F	0.51	0.46	0.40	0.35	0.34	0.30	0.27	0.24	0.22	0.19	0.18	—
	microSMD050F	0.76	0.66	0.58	0.50	0.48	0.42	0.38	0.35	0.29	0.25	0.23	—
	microSMD075F	1.10	0.97	0.86	0.75	0.72	0.64	0.58	0.55	0.47	0.42	0.39	—
	microSMD110F	1.60	1.42	1.26	1.10	1.06	0.94	0.86	0.80	0.70	0.62	0.58	—
	microSMD150F	2.30	2.02	1.76	1.50	1.43	1.24	1.11	1.00	0.85	0.72	0.65	—
	microSMD175F	2.80	2.45	2.10	1.75	1.70	1.55	1.45	1.35	1.25	1.15	1.10	—
	microSMD200F	2.60	2.44	2.35	2.00	1.96	1.78	1.67	1.50	1.45	1.15	1.10	—
	miniSMDC Series												
	Size 4532 mm/1812 mils												
NEW	miniSMDC010F	0.17	0.15	0.13	0.11	0.10	0.09	0.08	0.07	0.06	0.05	0.04	—
	miniSMDC014F	0.23	0.20	0.17	0.14	0.13	0.11	0.10	0.09	0.07	0.06	0.05	—
	miniSMDC020F	0.30	0.27	0.23	0.20	0.19	0.17	0.15	0.13	0.12	0.10	0.09	—
NEW	miniSMDC030F	0.49	0.44	0.39	0.32	0.30	0.27	0.24	0.22	0.18	0.16	0.14	—
	miniSMDC050F	0.59	0.57	0.55	0.50	0.48	0.45	0.43	0.35	0.30	0.25	0.23	—
	miniSMDC075F	1.10	0.99	0.87	0.75	0.72	0.63	0.57	0.49	0.45	0.39	0.35	—
	miniSMDC075F/24	1.50	1.25	1.00	0.75	0.73	0.65	0.60	0.55	0.50	0.45	0.43	—
	miniSMDC100F	1.60	1.45	1.28	1.10	1.07	0.92	0.83	0.71	0.66	0.57	0.52	—
	miniSMDC110F	1.60	1.45	1.28	1.10	1.07	0.92	0.83	0.71	0.66	0.57	0.52	—
	miniSMDC110F/16	1.68	1.49	1.30	1.10	1.05	0.92	0.83	0.75	0.64	0.55	0.50	—
	miniSMDC110F/24	2.00	1.70	1.40	1.10	1.06	0.95	0.88	0.80	0.73	0.65	0.61	—
	miniSMDC125F	2.00	1.69	1.47	1.25	1.17	1.03	0.92	0.90	0.69	0.58	0.53	—
	miniSMDC125F/16	2.00	1.69	1.47	1.25	1.17	1.03	0.92	0.90	0.69	0.58	0.53	—
	miniSMDC150F	2.30	2.05	1.77	1.50	1.44	1.23	1.09	0.95	0.82	0.68	0.61	—
	miniSMDC150F/12	2.40	2.10	1.80	1.50	1.44	1.25	1.13	1.00	0.88	0.75	0.69	—
	miniSMDC150F/16	2.40	2.10	1.80	1.50	1.44	1.25	1.13	1.00	0.88	0.75	0.69	—
	miniSMDC150F/24	2.10	1.90	1.70	1.50	1.44	1.25	1.13	1.00	0.88	0.75	0.69	—
	miniSMDC160F	2.50	2.19	1.89	1.60	1.53	1.31	1.16	1.10	0.95	0.79	0.71	—
	miniSMDC200F	2.60	2.44	2.22	2.00	1.96	1.78	1.67	1.50	1.45	1.34	1.29	—
	miniSMDC260F	3.40	3.16	2.80	2.60	2.54	2.32	2.18	2.00	1.90	1.76	1.69	—
	miniSMDC260F/12	3.40	3.16	3.00	2.60	2.54	2.32	2.18	2.00	1.90	1.76	1.69	—
	miniSMDC260F/13.2	3.40	3.16	3.00	2.60	2.54	2.32	2.18	2.00	1.90	1.76	1.69	—
	miniSMDC260F/16	3.50	3.20	3.00	2.60	2.53	2.30	2.15	2.00	1.85	1.70	1.63	—
NEW	miniSMDC300F	4.13	3.75	3.33	3.02	3.00	2.70	2.54	2.35	2.22	2.06	1.98	—

* Data is preliminary

RoHS Compliant, ELV Compliant HF Halogen Free

Table S2 Thermal Derating for Surface-mount Devices [Hold Current (A) at Ambient Temperature (°C)] Cont'd

		Maximum Ambient Temperature											
	Part Number	-40°C	-20°C	0°C	20°C	25°C	40°C	50°C	60°C	70°C	80°C	85°C	125°C
	miniSMDE Series Size 11550 mm/4420 mils												
	miniSMDE190F	3.16	2.74	2.20	1.90	1.74	1.48	1.27	1.10	0.80	0.50	0.35	—
	midSMD Series Size 5050 mm/2018 mils												
	SMD030F-2018	0.48	0.42	0.35	0.30	0.28	0.24	0.21	0.17	0.15	0.12	0.10	—
	decaSMDC050F/60	1.00	0.85	0.70	0.55	0.53	0.45	0.40	0.35	0.30	0.25	0.23	—
	SMD100F-2018	1.59	1.43	1.20	1.10	1.03	0.94	0.85	0.72	0.69	0.61	0.57	—
	SMD150F-2018	2.21	1.97	1.70	1.50	1.43	1.26	1.15	1.00	0.91	0.79	0.73	—
	SMD200F-2018	2.81	2.54	2.27	2.00	1.93	1.73	1.59	1.46	1.32	1.19	1.12	—
	SMD Series Size 7555 mm/2920 mils												
	SMD030F	0.44	0.39	0.32	0.30	0.28	0.26	0.23	0.19	0.18	0.17	0.15	—
	SMD050F	0.73	0.65	0.55	0.50	0.47	0.43	0.39	0.33	0.31	0.28	0.26	—
	SMD075F	1.11	0.99	0.84	0.75	0.71	0.63	0.57	0.49	0.45	0.39	0.36	—
	SMD075F/60	1.11	0.99	0.84	0.75	0.71	0.63	0.57	0.49	0.45	0.39	0.36	—
	SMD100F	1.59	1.43	1.20	1.10	1.03	0.94	0.85	0.72	0.69	0.61	0.57	—
	SMD100F/33	1.48	1.35	1.20	1.10	1.06	0.98	0.91	0.83	0.79	0.73	0.69	—
	SMDH120	2.34	1.96	1.58	1.20	1.15	1.02	0.92	0.83	0.74	0.65	0.60	0.26
	SMD125F	1.89	1.68	1.50	1.25	1.21	1.04	0.93	0.85	0.71	0.61	0.55	—
	SMD260F	3.82	3.41	2.90	2.60	2.45	2.19	1.99	1.70	1.58	1.38	1.28	—
	SMD300F	4.13	3.75	3.30	3.00	2.87	2.62	2.43	2.25	2.00	1.87	1.78	—
NEW	SMD300F/15	4.20	3.80	3.30	3.00	2.90	2.62	2.43	2.25	2.00	1.87	1.78	—
	SMD2 Series Size 8763 mm/3425 mils												
	SMD150F	2.30	2.04	1.80	1.50	1.45	1.23	1.10	0.99	0.83	0.70	0.63	—
	SMD150F/33	2.30	2.04	1.80	1.50	1.45	1.23	1.10	0.99	0.83	0.70	0.63	—
	SMDH160	2.14	1.96	1.78	1.60	1.56	1.42	1.33	1.24	1.15	1.06	1.02	0.44
	SMD185F	2.54	2.29	2.20	1.85	1.80	1.55	1.43	1.31	1.19	1.06	1.00	—
	SMD200F	3.01	2.67	2.30	2.00	1.90	1.66	1.50	1.30	1.16	0.99	0.91	—
	SMD250F	3.72	3.31	2.80	2.50	2.35	2.09	1.89	1.60	1.48	1.28	1.18	—

Figure S1 Thermal Derating Curve for Surface-mount Devices

A = femtoSMD / picoSMD / nanoSMD / microSMD / miniSMD / decaSMD and SMD

B = miniSMDE190F

C = SMDH120 and SMDH160

Figure S1

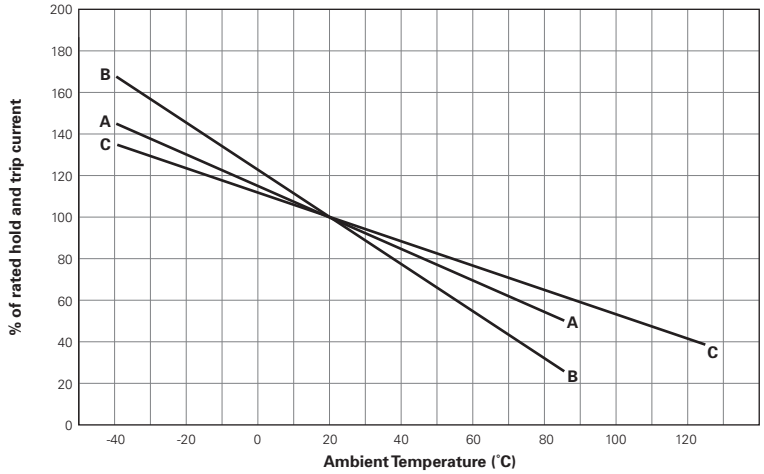

Table S3 Electrical Characteristics for Surface-mount Devices at Room Temperature

	Part Number	I_H (A)	I_T (A)	V_{MAX} (V_{DC})	I_{MAX} (A)	$P_{D\ MAX}$ (W)	Max. Time-to-Trip (A)	Max. Time-to-Trip (S)	R_{MIN} (Ω)	R_{1MAX} (Ω)	Figure for Dimensions
	femtoSMDC Series Size 1608 mm/0603 mils										
coming soon	femtoSMDC005F*	0.05	0.15	15	40	0.50	0.50	0.10	3.80	30.00	S2
coming soon	femtoSMDC010F*	0.10	0.25	12	40	0.50	0.70	0.10	1.70	8.00	S2
NEW	femtoSMDC016F	0.16	0.40	9	40	0.50	1.00	0.10	1.00	4.20	S2
	picoSMDC Series Size 2012 mm/0805 mils										
coming soon	picoSMDC010S*	0.10	0.30	15	100	0.50	0.50	0.60	1.50	11.00	S2
coming soon	picoSMDC012S*	0.12	0.30	15	100	0.50	1.00	0.10	1.50	9.00	S2
NEW	picoSMDC020S	0.20	0.47	9	100	0.50	2.00	0.10	0.75	3.20	S2
NEW	picoSMDC035S	0.35	0.75	6	100	0.50	1.75	0.20	0.35	1.40	S2
coming soon	picoSMDC075S*	0.75	1.72	6	100	0.60	8.00	0.10	0.10	0.35	S2
coming soon	picoSMDC100S*	1.00	2.10	6	70	0.60	8.00	0.20	0.06	0.19	S2
	nanoSMDC Series Size 3216 mm/1206 mils										
	nanoSMDC012F	0.12	0.39	48	10	0.50	1.00	0.20	1.40	6.50	S2
	nanoSMDC016F	0.16	0.45	48	10	0.50	1.00	0.30	1.10	5.00	S2
	nanoSMDC020F	0.20	0.42	24	100	0.60	8.00	0.10	0.65	3.10	S2
	nanoSMDC035F	0.35	0.75	16	20	0.60	3.50	0.10	0.45	1.35	S2
	nanoSMDC050F/13.2	0.50	1.10	13.2	100	0.80	8.00	0.10	0.20	0.75	S2
	nanoSMDC075F	0.75	1.50	6	100	0.80	8.00	0.10	0.09	0.30	S2
	nanoSMDC110F	1.10	2.20	6	100	0.80	8.00	0.10	0.07	0.20	S2
	nanoSMDC150F	1.50	3.00	6	100	0.80	8.00	0.30	0.04	0.11	S2
NEW	nanoSMDC200F	2.00	4.00	6	100	1.00	8.00	1.50	0.02	0.072	S2
	microSMD Series Size 3225 mm/1210 mils										
	microSMD005F	0.05	0.15	30	10	1.00	0.25	1.50	3.60	50.00	S2
	microSMD010F	0.10	0.25	30	10	0.80	0.50	1.00	2.10	15.00	S2
	microSMD035F	0.35	0.75	6	40	0.80	8.00	0.20	0.32	1.30	S2
	microSMD050F	0.50	1.00	13.2	40	0.80	8.00	0.05	0.25	0.90	S2
	microSMD075F	0.75	1.50	6	40	0.80	8.00	0.10	0.11	0.40	S2
	microSMD110F	1.10	2.20	6	40	0.80	8.00	0.20	0.07	0.21	S2
	microSMD150F	1.50	3.00	6	40	0.80	8.00	1.00	0.04	0.11	S2
	microSMD175F	1.75	3.50	6	40	0.80	8.00	0.80	0.025	0.08	S2
	microSMD200F	2.00	4.00	6	100	0.80	8.00	2.50	0.020	0.06	S2
	miniSMDC Series Size 4532 mm/1812 mils										
NEW	miniSMDC010F	0.10	0.30	60	40	0.75	0.50	5.00	0.70	12.70	S2
	miniSMDC014F	0.14	0.28	60	10	0.75	8.00	0.008	1.50	6.00	S2
	miniSMDC020F	0.20	0.40	30	10	0.80	8.00	0.02	0.60	3.30	S2
NEW	miniSMDC030F	0.30	0.60	30	40	0.80	8.00	0.10	0.20	1.75	S2
	miniSMDC050F	0.50	1.00	24	100	0.80	8.00	0.15	0.15	1.00	S2
	miniSMDC075F	0.75	1.50	13.2	100	1.00	8.00	0.20	0.11	0.45	S2
	miniSMDC075F/24	0.75	1.50	24	40	0.80	8.00	0.30	0.09	0.29	S2
	miniSMDC100F	1.10	2.20	8	100	1.20	8.00	0.30	0.04	0.21	S2
	miniSMDC110F	1.10	2.20	8	100	1.20	8.00	0.30	0.04	0.21	S2
	miniSMDC110F/16	1.10	2.20	16	100	0.80	8.00	0.30	0.06	0.18	S2
	miniSMDC110F/24	1.10	2.20	24	20	0.80	8.00	0.50	0.06	0.18	S2
	miniSMDC125F	1.25	2.50	6	100	0.80	8.00	0.40	0.05	0.14	S2
	miniSMDC125F/16	1.25	2.50	16	100	0.80	8.00	0.40	0.05	0.14	S2
	miniSMDC150F	1.50	3.00	6	100	0.80	8.00	0.50	0.04	0.11	S2
	miniSMDC150F/12	1.50	2.80	12	100	0.80	8.00	0.50	0.04	0.11	S2
	miniSMDC150F/16	1.50	2.80	16	100	0.80	8.00	0.50	0.04	0.11	S2
	miniSMDC150F/24	1.50	3.00	24	20	1.00	8.00	1.50	0.04	0.12	S2
	miniSMDC160F	1.60	3.20	9	100	0.80	8.00	1.00	0.03	0.10	S2
	miniSMDC200F	2.00	4.00	8	100	1.00	8.00	5.00	0.020	0.070	S2
	miniSMDC260F	2.60	5.00	6	100	1.00	8.00	5.00	0.015	0.043	S2
	miniSMDC260F/12	2.60	5.00	12	100	1.00	8.00	5.00	0.015	0.047	S2
	miniSMDC260F/13.2	2.60	5.00	13.2	100	1.20	8.00	5.00	0.015	0.050	S2
	miniSMDC260F/16	2.60	5.00	16	100	1.20	8.00	5.00	0.015	0.050	S2
NEW	miniSMDC300F	3.00	6.00	6	100	1.00	8.00	5.00	0.011	0.036	S2

* Data is preliminary

RoHS Compliant, ELV Compliant HF Halogen Free

Table S3 Electrical Characteristics for Surface-mount Devices at Room Temperature Cont'd

Part Number	I_H (A)	I_T (A)	V_{MAX} (V_{DC})	I_{MAX} (A)	$P_{D\ MAX}$ (W)	Max. Time-to-Trip (A)	Max. Time-to-Trip (S)	R_{MIN} (Ω)	R_{1MAX} (Ω)	Figure for Dimensions
miniSMDE Series Size 11550 mm/4420 mils										
miniSMDE190F	1.90	3.80	16	100	1.50	10.00	2.00	0.024	0.08	S2
midSMD Series Size 5050 mm/2018 mils										
SMD030F-2018	0.30	0.80	60	20	1.50	1.50	1.50	0.500	2.30	S3
decaSMDC050F/60	0.55	1.10	60	10	1.00	8.00	0.10	0.200	1.10	S2
SMD100F-2018	1.10	2.20	15	40	1.40	8.00	0.50	0.100	0.40	S3
SMD150F-2018	1.50	3.00	15	40	1.80	8.00	1.00	0.070	0.18	S3
SMD200F-2018	2.00	4.20	6	40	1.50	8.00	3.00	0.048	0.10	S3
SMD Series Size 7555 mm/2920 mils										
SMD030F	0.30	0.60	60	10	1.70	1.50	3.00	1.200	4.800	S4
SMD050F	0.50	1.00	60	10	1.70	2.50	4.00	0.350	1.400	S4
SMD075F	0.75	1.50	30	40	1.70	8.00	0.30	0.350	1.000	S4
SMD075F/60	0.75	1.50	60	10	1.70	8.00	0.30	0.350	1.000	S4
SMD100F	1.10	2.20	30	40	1.70	8.00	0.50	0.120	0.480	S4
SMD100F/33	1.10	2.20	33	40	1.70	8.00	0.50	0.120	0.410	S4
SMDH120	1.20	2.30	16	50	2.00	8.00	2.00	0.150	0.340	S4
SMD125F	1.25	2.50	15	40	1.70	8.00	2.00	0.070	0.250	S4
SMD260F	2.60	5.20	6	40	1.70	8.00	20.00	0.025	0.075	S4
SMD300F	3.00	6.00	6	40	1.50	8.00	35.00	0.015	0.048	S4
NEW SMD300F/15	3.00	6.00	15	40	1.50	8.00	35.00	0.015	0.050	S4
SMD2 Devices Size 8763 mm/3425 mils										
SMD150F	1.50	3.00	15	40	1.90	8.00	5.00	0.060	0.250	S4
SMD150F/33	1.50	3.00	33	40	1.90	8.00	5.00	0.080	0.230	S4
SMDH160	1.60	3.20	16	70	2.20	8.00	15.00	0.050	0.150	S4
SMD185F	1.85	3.60	33	40	1.50	8.00	5.00	0.065	0.165	S4
SMD200F	2.00	4.00	15	40	1.90	8.00	12.00	0.050	0.125	S4
SMD250F	2.50	5.00	15	40	1.90	8.00	25.00	0.035	0.085	S4

Figure S2-S4 Dimension Figures for Surface-mount Devices

Figure S2

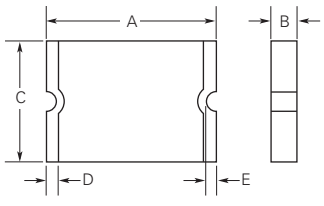

Figure S3

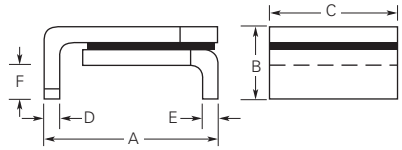

Figure S4

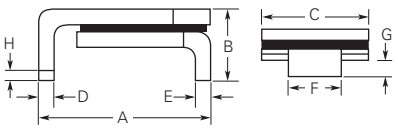

RoHS Compliant, ELV Compliant HF Halogen Free

Table S4 Dimensions for Surface-mount Devices in Millimeters (Inches)

	Part Number	A Min.	A Max.	B Min.	B Max.	C Min.	C Max.	D Min.	D Max.	E Min.	E Max.	F Min.	F Max.	G Min.	G Max.	H Min.	Figure
	femtoSMDC Series																
	Size 1608 mm/0603 mils																
coming soon	femtoSMDC005F*	1.40	1.80	0.45	0.85	0.60	1.00	0.10	0.50	0.075	—	—	—	—	—	—	S2
		(0.055)	(0.071)	(0.017)	(0.033)	(0.023)	(0.039)	(0.004)	(0.020)	(0.003)	—	—	—	—	—	—	
coming soon	femtoSMDC010F*	1.40	1.80	0.45	0.85	0.60	1.00	0.10	0.50	0.075	—	—	—	—	—	—	S2
		(0.055)	(0.071)	(0.017)	(0.033)	(0.023)	(0.039)	(0.004)	(0.020)	(0.003)	—	—	—	—	—	—	
NEW	femtoSMDC016F	1.40	1.80	0.35	0.75	0.60	1.00	0.10	0.50	0.075	—	—	—	—	—	—	S2
		(0.055)	(0.071)	(0.013)	(0.030)	(0.023)	(0.039)	(0.004)	(0.020)	(0.003)	—	—	—	—	—	—	
	picoSMDC Series																
	Size 2012 mm/0805 mils																
coming soon	picoSMDC010S*	2.00	2.20	0.44	0.68	1.30	1.50	0.25	0.75	0.076	—	—	—	—	—	—	S2
		(0.079)	(0.087)	(0.017)	(0.027)	(0.051)	(0.059)	(0.010)	(0.030)	(0.003)	—	—	—	—	—	—	
coming soon	picoSMDC012S*	2.00	2.20	0.44	0.68	1.30	1.50	0.25	0.75	0.076	—	—	—	—	—	—	S2
		(0.079)	(0.087)	(0.017)	(0.027)	(0.051)	(0.059)	(0.010)	(0.030)	(0.003)	—	—	—	—	—	—	
NEW	picoSMDC020S	2.00	2.20	0.44	0.68	1.30	1.50	0.25	0.75	0.076	—	—	—	—	—	—	S2
		(0.079)	(0.087)	(0.017)	(0.027)	(0.051)	(0.059)	(0.010)	(0.030)	(0.003)	—	—	—	—	—	—	
NEW	picoSMDC035S	2.00	2.20	0.44	0.68	1.30	1.50	0.25	0.75	0.076	—	—	—	—	—	—	S2
		(0.079)	(0.087)	(0.017)	(0.027)	(0.051)	(0.059)	(0.010)	(0.030)	(0.003)	—	—	—	—	—	—	
coming soon	picoSMDC075S*	2.00	2.20	0.67	0.92	1.30	1.50	0.25	0.75	0.076	—	—	—	—	—	—	S2
		(0.079)	(0.087)	(0.026)	(0.036)	(0.051)	(0.059)	(0.010)	(0.030)	(0.003)	—	—	—	—	—	—	
coming soon	picoSMDC100S*	2.00	2.20	0.57	0.82	1.30	1.50	0.25	0.75	0.076	—	—	—	—	—	—	S2
		(0.079)	(0.087)	(0.022)	(0.032)	(0.051)	(0.059)	(0.010)	(0.030)	(0.003)	—	—	—	—	—	—	
	nanoSMDC Series																
	Size 3216 mm/1206 mils																
	nanoSMDC012F	3.00	3.40	0.62	1.00	1.37	1.80	0.25	0.75	0.076	—	—	—	—	—	—	S2
		(0.118)	(0.134)	(0.024)	(0.039)	(0.054)	(0.071)	(0.010)	(0.030)	(0.003)	—	—	—	—	—	—	
	nanoSMDC016F	3.00	3.40	0.62	1.00	1.37	1.80	0.25	0.75	0.076	—	—	—	—	—	—	S2
		(0.118)	(0.134)	(0.024)	(0.039)	(0.054)	(0.071)	(0.010)	(0.030)	(0.003)	—	—	—	—	—	—	
	nanoSMDC020F	3.00	3.40	0.58	0.82	1.37	1.80	0.25	0.75	0.076	—	—	—	—	—	—	S2
		(0.118)	(0.134)	(0.023)	(0.032)	(0.054)	(0.071)	(0.010)	(0.030)	(0.003)	—	—	—	—	—	—	
	nanoSMDC035F	3.00	3.40	0.58	0.82	1.37	1.80	0.25	0.75	0.076	—	—	—	—	—	—	S2
		(0.118)	(0.134)	(0.023)	(0.032)	(0.054)	(0.071)	(0.010)	(0.030)	(0.003)	—	—	—	—	—	—	
	nanoSMDC050F/13.2	3.00	3.40	0.50	0.74	1.37	1.80	0.25	0.75	0.076	—	—	—	—	—	—	S2
		(0.118)	(0.134)	(0.019)	(0.029)	(0.054)	(0.071)	(0.010)	(0.030)	(0.003)	—	—	—	—	—	—	
	nanoSMDC075F	3.00	3.40	0.44	0.68	1.37	1.80	0.25	0.75	0.076	—	—	—	—	—	—	S2
		(0.118)	(0.134)	(0.017)	(0.027)	(0.054)	(0.071)	(0.010)	(0.030)	(0.003)	—	—	—	—	—	—	
	nanoSMDC110F	3.00	3.40	0.28	0.67	1.37	1.80	0.25	0.75	0.076	—	—	—	—	—	—	S2
		(0.118)	(0.134)	(0.011)	(0.026)	(0.054)	(0.071)	(0.010)	(0.030)	(0.003)	—	—	—	—	—	—	
	nanoSMDC150F	3.00	3.40	0.55	0.89	1.37	1.80	0.25	0.75	0.076	—	—	—	—	—	—	S2
		(0.118)	(0.134)	(0.022)	(0.035)	(0.054)	(0.071)	(0.010)	(0.030)	(0.003)	—	—	—	—	—	—	
NEW	nanoSMDC200F	3.00	3.40	0.83	1.10	1.37	1.80	0.25	0.75	0.076	—	—	—	—	—	—	S2
		(0.118)	(0.134)	(0.033)	(0.043)	(0.054)	(0.071)	(0.010)	(0.030)	(0.003)	—	—	—	—	—	—	
	microSMD Series																
	Size 3225 mm/1210 mils																
	microSMD005F	3.0	3.43	0.50	0.85	2.35	2.80	0.25	0.75	0.076	—	—	—	—	—	—	S2
		(0.118)	(0.135)	(0.019)	(0.034)	(0.092)	(0.110)	(0.010)	(0.030)	(0.003)	—	—	—	—	—	—	
	microSMD010F	3.0	3.43	0.50	0.85	2.35	2.80	0.25	0.75	0.076	—	—	—	—	—	—	S2
		(0.118)	(0.135)	(0.019)	(0.034)	(0.092)	(0.110)	(0.010)	(0.030)	(0.003)	—	—	—	—	—	—	
	microSMD035F	3.0	3.43	0.38	0.62	2.35	2.80	0.25	0.75	0.076	—	—	—	—	—	—	S2
		(0.118)	(0.135)	(0.015)	(0.025)	(0.092)	(0.110)	(0.010)	(0.030)	(0.003)	—	—	—	—	—	—	
	microSMD050F	3.0	3.43	0.38	0.62	2.35	2.80	0.25	0.75	0.076	—	—	—	—	—	—	S2
		(0.118)	(0.135)	(0.015)	(0.025)	(0.092)	(0.110)	(0.010)	(0.030)	(0.003)	—	—	—	—	—	—	
	microSMD075F	3.0	3.43	0.38	0.62	2.35	2.80	0.25	0.75	0.076	—	—	—	—	—	—	S2
		(0.118)	(0.135)	(0.015)	(0.025)	(0.092)	(0.110)	(0.010)	(0.030)	(0.003)	—	—	—	—	—	—	
	microSMD110F	3.0	3.43	0.28	0.48	2.35	2.80	0.25	0.75	0.076	—	—	—	—	—	—	S2
		(0.118)	(0.135)	(0.011)	(0.019)	(0.092)	(0.110)	(0.010)	(0.030)	(0.003)	—	—	—	—	—	—	
	microSMD150F	3.0	3.43	0.51	1.22	2.35	2.80	0.25	0.75	0.076	—	—	—	—	—	—	S2
		(0.118)	(0.135)	(0.020)	(0.048)	(0.092)	(0.110)	(0.010)	(0.030)	(0.003)	—	—	—	—	—	—	
	microSMD175F	3.0	3.43	0.40	0.76	2.35	2.80	0.25	0.75	0.076	—	—	—	—	—	—	S2
		(0.118)	(0.135)	(0.016)	(0.030)	(0.092)	(0.110)	(0.010)	(0.030)	(0.003)	—	—	—	—	—	—	
	microSMD200F	3.0	3.43	0.79	1.17	2.35	2.80	0.25	0.75	0.076	—	—	—	—	—	—	S2
		(0.118)	(0.135)	(0.031)	(0.046)	(0.092)	(0.110)	(0.010)	(0.030)	(0.003)	—	—	—	—	—	—	

* Data is preliminary

RoHS Compliant, ELV Compliant HF Halogen Free

Table S4 Dimensions for Surface-mount Devices in Millimeters (Inches) Cont'd

	Part Number	A Min.	A Max.	B Min.	B Max.	C Min.	C Max.	D Min.	D Max.	E Min.	E Max.	F Min.	F Max.	G Min.	G Max.	H Min.	Figure
	miniSMDC Series Size 4532 mm/1812 mils																
NEW	miniSMDC010F	4.37	4.73	0.635	0.89	3.07	3.41	0.25	0.95	0.20	—	—	—	—	—	—	S2
		(0.172)	(0.186)	(0.025)	(0.035)	(0.121)	(0.134)	(0.010)	(0.040)	(0.008)	—	—	—	—	—	—	
	miniSMDC014F	4.37	4.73	0.635	0.89	3.07	3.41	0.25	0.95	0.20	—	—	—	—	—	—	S2
		(0.172)	(0.186)	(0.025)	(0.035)	(0.121)	(0.134)	(0.010)	(0.040)	(0.008)	—	—	—	—	—	—	
	miniSMDC020F	4.37	4.73	0.635	0.89	3.07	3.41	0.25	0.95	0.20							S2
		(0.172)	(0.186)	(0.025)	(0.035)	(0.121)	(0.134)	(0.010)	(0.040)	(0.008)	—	—	—	—	—	—	
NEW	miniSMDC030F	4.37	4.73	0.635	0.89	3.07	3.41	0.25	0.95	0.20	—	—	—	—	—	—	S2
		(0.172)	(0.186)	(0.025)	(0.035)	(0.121)	(0.134)	(0.010)	(0.040)	(0.008)	—	—	—	—	—	—	
	miniSMDC050F	4.37	4.73	0.38	0.62	3.07	3.41	0.25	0.95	0.20							S2
		(0.172)	(0.186)	(0.015)	(0.025)	(0.121)	(0.134)	(0.010)	(0.040)	(0.008)	—	—	—	—	—	—	
	miniSMDC075F	4.37	4.73	0.38	0.62	3.07	3.41	0.25	0.95	0.20							S2
		(0.172)	(0.186)	(0.015)	(0.025)	(0.121)	(0.134)	(0.010)	(0.040)	(0.008)	—	—	—	—	—	—	
	miniSMDC075F/24	4.37	4.83	0.81	1.46	3.07	3.41	0.25	0.95	0.20	—	—	—	—	—	—	S2
		(0.172)	(0.190)	(0.032)	(0.057)	(0.121)	(0.134)	(0.010)	(0.040)	(0.008)	—	—	—	—	—	—	
	miniSMDC100F	4.37	4.73	0.38	0.62	3.07	3.41	0.25	0.95	0.20	—	—	—	—	—	—	S2
		(0.172)	(0.186)	(0.015)	(0.025)	(0.121)	(0.134)	(0.010)	(0.040)	(0.008)	—	—	—	—	—	—	
	miniSMDC110F	4.37	4.73	0.38	0.62	3.07	3.41	0.25	0.95	0.20	—	—	—	—	—	—	S2
		(0.172)	(0.186)	(0.015)	(0.025)	(0.121)	(0.134)	(0.010)	(0.040)	(0.008)	—	—	—	—	—	—	
	miniSMDC110F/16	4.37	4.83	0.28	0.48	3.07	3.41	0.25	0.95	0.20	—	—	—	—	—	—	S2
		(0.172)	(0.190)	(0.011)	(0.019)	(0.121)	(0.134)	(0.010)	(0.040)	(0.008)	—	—	—	—	—	—	
	miniSMDC110F/24	4.37	4.83	0.81	1.46	3.07	3.41	0.25	0.95	0.20	—	—	—	—	—	—	S2
		(0.172)	(0.190)	(0.032)	(0.057)	(0.121)	(0.134)	(0.010)	(0.040)	(0.008)	—	—	—	—	—	—	
	miniSMDC125F	4.37	4.73	0.28	0.48	3.07	3.41	0.25	0.95	0.20	—	—	—	—	—	—	S2
		(0.172)	(0.186)	(0.011)	(0.019)	(0.121)	(0.134)	(0.010)	(0.040)	(0.008)	—	—	—	—	—	—	
	miniSMDC125F/16	4.37	4.83	0.28	0.48	3.07	3.41	0.25	0.95	0.20	—	—	—	—	—	—	S2
		(0.172)	(0.190)	(0.011)	(0.019)	(0.121)	(0.134)	(0.010)	(0.040)	(0.008)	—	—	—	—	—	—	
	miniSMDC150F	4.37	4.73	0.28	0.48	3.07	3.41	0.25	0.95	0.20	—	—	—	—	—	—	S2
		(0.172)	(0.186)	(0.011)	(0.019)	(0.121)	(0.134)	(0.010)	(0.040)	(0.008)	—	—	—	—	—	—	
	miniSMDC150F/12	4.37	4.83	0.28	0.48	3.07	3.41	0.25	0.95	0.20	—	—	—	—	—	—	S2
		(0.172)	(0.190)	(0.011)	(0.019)	(0.121)	(0.134)	(0.010)	(0.040)	(0.008)	—	—	—	—	—	—	
	miniSMDC150F/16	4.37	4.83	0.28	0.48	3.07	3.41	0.25	0.95	0.20	—	—	—	—	—	—	S2
		(0.172)	(0.190)	(0.011)	(0.019)	(0.121)	(0.134)	(0.010)	(0.040)	(0.008)	—	—	—	—	—	—	
	miniSMDC150F/24	4.37	4.83	1.00	1.94	3.07	3.41	0.25	0.95	0.20	—	—	—	—	—	—	S2
		(0.172)	(0.190)	(0.040)	(0.077)	(0.121)	(0.134)	(0.010)	(0.040)	(0.008)	—	—	—	—	—	—	
	miniSMDC160F	4.37	4.73	0.28	0.48	3.07	3.41	0.25	0.95	0.20	—	—	—	—	—	—	S2
		(0.172)	(0.186)	(0.011)	(0.019)	(0.121)	(0.134)	(0.010)	(0.040)	(0.008)	—	—	—	—	—	—	
	miniSMDC200F	4.37	4.73	0.51	1.22	3.07	3.41	0.25	0.95	0.20	—	—	—	—	—	—	S2
		(0.172)	(0.186)	(0.020)	(0.048)	(0.121)	(0.134)	(0.010)	(0.040)	(0.008)	—	—	—	—	—	—	
	miniSMDC260F	4.37	4.73	0.48	0.78	3.07	3.41	0.25	0.95	0.20	—	—	—	—	—	—	S2
		(0.172)	(0.186)	(0.019)	(0.031)	(0.121)	(0.134)	(0.010)	(0.040)	(0.008)	—	—	—	—	—	—	
	miniSMDC260F/12	4.37	4.83	1.02	1.52	3.07	3.41	0.25	0.95	0.20	—	—	—	—	—	—	S2
		(0.172)	(0.190)	(0.042)	(0.060)	(0.121)	(0.134)	(0.010)	(0.040)	(0.008)	—	—	—	—	—	—	
	miniSMDC260F/13.2	4.37	4.83	1.02	1.52	3.07	3.41	0.25	0.95	0.20	—	—	—	—	—	—	S2
		(0.172)	(0.190)	(0.042)	(0.060)	(0.121)	(0.134)	(0.010)	(0.040)	(0.008)	—	—	—	—	—	—	
	miniSMDC260F/16	4.37	4.83	1.02	1.52	3.07	3.41	0.25	0.95	0.20	—	—	—	—	—	—	S2
		(0.172)	(0.190)	(0.042)	(0.060)	(0.121)	(0.134)	(0.010)	(0.040)	(0.008)	—	—	—	—	—	—	
NEW	miniSMDC300F	4.37	4.73	0.45	0.76	3.07	3.41	0.25	0.95	0.20	—	—	—	—	—	—	S2
		(0.172)	(0.186)	(0.018)	(0.030)	(0.121)	(0.134)	(0.010)	(0.040)	(0.008)	—	—	—	—	—	—	
	miniSMDE Series Size 11550 mm/4420 mils																
	miniSMDE190F	11.15	11.51	0.33	0.53	4.83	5.33	0.51	1.02	0.381	—	—	—	—	—	—	S2
		(0.439)	(0.453)	(0.013)	(0.021)	(0.190)	(0.210)	(0.020)	(0.040)	(0.015)	—	—	—	—	—	—	

Table S4 Dimensions for Surface-mount Devices in Millimeters (Inches) Cont'd

Part Number	A Min.	A Max.	B Min.	B Max.	C Min.	C Max.	D Min.	D Max.	E Min.	E Max.	F Min.	F Max.	G Min.	G Max.	H Min.	Figure
midSMD Series																
Size 5050 mm/2018 mils																
SMD030F-2018	4.72	5.44	—	1.78	4.22	4.93	0.25	0.36	0.25	0.36	0.30	0.46	—	—	—	S3
	(0.186)	(0.214)	—	(0.070)	(0.166)	(0.194)	(0.010)	(0.014)	(0.010)	(0.014)	(0.012)	(0.018)	—	—	—	
decaSMDC050F/60	4.70	5.31	0.63	0.89	4.19	4.81	0.25	0.95	0.25	—	—	—	—	—	—	S2
	(0.185)	(0.209)	(0.025)	(0.035)	(0.165)	(0.189)	(0.010)	(0.040)	(0.010)	—	—	—	—	—	—	
SMD100F-2018	4.72	5.44	—	1.52	4.22	4.93	0.25	0.36	0.25	0.36	0.30	0.46	—	—	—	S3
	(0.186)	(0.214)	—	(0.060)	(0.166)	(0.194)	(0.010)	(0.014)	(0.010)	(0.014)	(0.012)	(0.018)	—	—	—	
SMD150F-2018	4.72	5.44	—	1.52	4.22	4.93	0.25	0.36	0.25	0.36	0.30	0.46	—	—	—	S3
	(0.186)	(0.214)	—	(0.060)	(0.166)	(0.194)	(0.010)	(0.014)	(0.010)	(0.014)	(0.012)	(0.018)	—	—	—	
SMD200F-2018	4.72	5.44	—	1.52	4.22	4.93	0.25	0.36	0.25	0.36	0.30	0.46	—	—	—	S3
	(0.186)	(0.214)	—	(0.060)	(0.166)	(0.194)	(0.010)	(0.014)	(0.010)	(0.014)	(0.012)	(0.018)	—	—	—	
SMD Series																
Size 7555 mm/2920 mils																
SMD030F	6.73	7.98	—	3.18	4.80	5.44	0.56	0.71	0.56	0.71	2.16	2.41	0.66	1.37	0.43	S4
	(0.265)	(0.314)	—	(0.125)	(0.19)	(0.214)	(0.022)	(0.028)	(0.022)	(0.028)	(0.085)	(0.095)	(0.026)	(0.054)	(0.017)	
SMD050F	6.73	7.98	—	3.18	4.80	5.44	0.56	0.71	0.56	0.71	2.16	2.41	0.66	1.37	0.43	S4
	(0.265)	(0.314)	—	(0.125)	(0.19)	(0.214)	(0.022)	(0.028)	(0.022)	(0.028)	(0.085)	(0.095)	(0.026)	(0.054)	(0.017)	
SMD075F	6.73	7.98	—	3.18	4.80	5.44	0.56	0.71	0.56	0.71	2.16	2.41	0.66	1.37	0.43	S4
	(0.265)	(0.314)	—	(0.125)	(0.19)	(0.214)	(0.022)	(0.028)	(0.022)	(0.028)	(0.085)	(0.095)	(0.026)	(0.054)	(0.017)	
SMD075F/60	6.73	7.98	—	3.18	4.80	5.44	0.56	0.71	0.56	0.71	2.16	2.41	0.66	1.37	0.43	S4
	(0.265)	(0.314)	—	(0.125)	(0.19)	(0.214)	(0.022)	(0.028)	(0.022)	(0.028)	(0.085)	(0.095)	(0.026)	(0.054)	(0.017)	
SMD100F	6.73	7.98	—	3.00	4.80	5.44	0.56	0.71	0.56	0.71	2.16	2.41	0.66	1.37	0.43	S4
	(0.265)	(0.314)	—	(0.118)	(0.19)	(0.214)	(0.022)	(0.028)	(0.022)	(0.028)	(0.085)	(0.095)	(0.026)	(0.054)	(0.017)	
SMD100F/33	6.73	7.98	—	3.00	4.80	5.44	0.56	0.71	0.56	0.71	2.16	2.41	0.66	1.37	0.43	S4
	(0.265)	(0.314)	—	(0.118)	(0.19)	(0.214)	(0.022)	(0.028)	(0.022)	(0.028)	(0.085)	(0.095)	(0.026)	(0.054)	(0.017)	
SMDH120	6.73	7.98	—	3.00	4.80	5.44	0.56	0.71	0.56	0.71	2.16	2.41	0.66	1.37	0.43	S4
	(0.265)	(0.314)	—	(0.118)	(0.19)	(0.214)	(0.022)	(0.028)	(0.022)	(0.028)	(0.085)	(0.095)	(0.026)	(0.054)	(0.017)	
SMD125F	6.73	7.98	—	3.00	4.80	5.44	0.56	0.71	0.56	0.71	2.16	2.41	0.66	1.37	0.43	S4
	(0.265)	(0.314)	—	(0.118)	(0.19)	(0.214)	(0.022)	(0.028)	(0.022)	(0.028)	(0.085)	(0.095)	(0.026)	(0.054)	(0.017)	
SMD260F	6.73	7.98	—	3.00	4.80	5.44	0.56	0.71	0.56	0.71	2.16	2.41	0.66	1.37	0.43	S4
	(0.265)	(0.314)	—	(0.118)	(0.19)	(0.214)	(0.022)	(0.028)	(0.022)	(0.028)	(0.085)	(0.095)	(0.026)	(0.054)	(0.017)	
SMD300F	6.73	7.98	—	3.00	4.80	5.44	0.56	0.71	0.56	0.71	2.16	2.41	0.66	1.37	0.43	S4
	(0.265)	(0.314)	—	(0.118)	(0.19)	(0.214)	(0.022)	(0.028)	(0.022)	(0.028)	(0.085)	(0.095)	(0.026)	(0.054)	(0.017)	
NEW SMD300F/15	6.73	7.98	—	3.00	4.80	5.44	0.56	0.71	0.56	0.71	2.16	2.41	0.66	1.37	0.43	S4
	(0.265)	(0.314)	—	(0.118)	(0.19)	(0.214)	(0.022)	(0.028)	(0.022)	(0.028)	(0.085)	(0.095)	(0.026)	(0.054)	(0.017)	
SMD2 Devices																
Size 8763 mm/3425 mils																
SMD150F	8.00	9.40	—	3.00	6.00	6.71	0.56	0.71	0.56	0.71	3.68	3.94	0.66	1.37	0.43	S4
	(0.315)	(0.370)	—	(0.118)	(0.236)	(0.264)	(0.022)	(0.028)	(0.022)	(0.028)	(0.145)	(0.155)	(0.026)	(0.054)	(0.017)	
SMD150F/33	8.00	9.40	—	3.00	6.00	6.71	0.56	0.71	0.56	0.71	3.68	3.94	0.66	1.37	0.43	S4
	(0.315)	(0.370)	—	(0.118)	(0.236)	(0.264)	(0.022)	(0.028)	(0.022)	(0.028)	(0.145)	(0.155)	(0.026)	(0.054)	(0.017)	
SMDH160	8.00	9.40	—	3.00	6.00	6.71	0.56	0.71	0.56	0.71	3.68	3.94	0.66	1.37	0.43	S4
	(0.315)	(0.370)	—	(0.118)	(0.236)	(0.264)	(0.022)	(0.028)	(0.022)	(0.028)	(0.145)	(0.155)	(0.026)	(0.054)	(0.017)	
SMD185F	8.00	9.40	—	3.00	6.00	6.71	0.56	0.71	0.56	0.71	3.68	3.94	0.66	1.37	0.43	S4
	(0.315)	(0.370)	—	(0.118)	(0.236)	(0.264)	(0.022)	(0.028)	(0.022)	(0.028)	(0.145)	(0.155)	(0.026)	(0.054)	(0.017)	
SMD200F	8.00	9.40	—	3.00	6.00	6.71	0.56	0.71	0.56	0.71	3.68	3.94	0.66	1.37	0.43	S4
	(0.315)	(0.370)	—	(0.118)	(0.236)	(0.264)	(0.022)	(0.028)	(0.022)	(0.028)	(0.145)	(0.155)	(0.026)	(0.054)	(0.017)	
SMD250F	8.00	9.40	—	3.00	6.00	6.71	0.56	0.71	0.56	0.71	3.68	3.94	0.66	1.37	0.43	S4
	(0.315)	(0.370)	—	(0.118)	(0.236)	(0.264)	(0.022)	(0.028)	(0.022)	(0.028)	(0.145)	(0.155)	(0.026)	(0.054)	(0.017)	

RoHS Compliant, ELV Compliant HF Halogen Free

Figure S5-S15 Typical Time-to-trip Curves at 20°C for Surface-mount Devices

femtoSMDCxxxF

A = femtoSMDC005F*
B = femtoSMDC010F*
C = femtoSMDC016F

* Data is preliminary

Figure S5

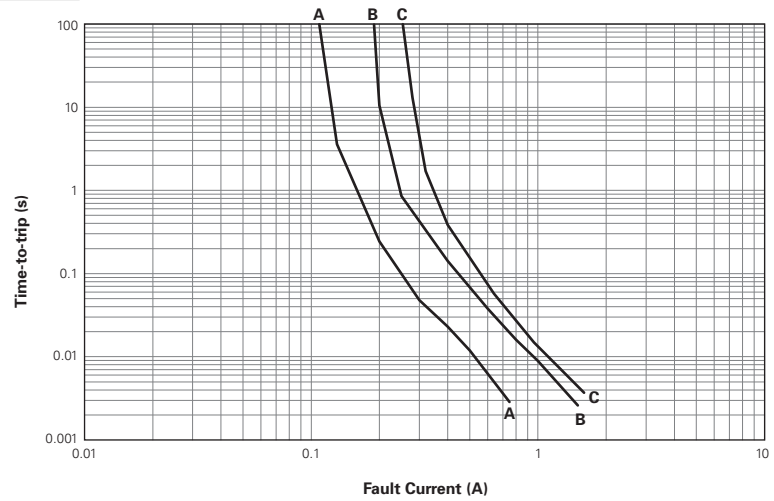

picoSMDCxxxS

A = picoSMDC010S*, picoSMDC012S*
B = picoSMDC020S
C = picoSMDC035S
D = picoSMDC075S*
E = picoSMDC100S*

* Data is preliminary

Figure S6

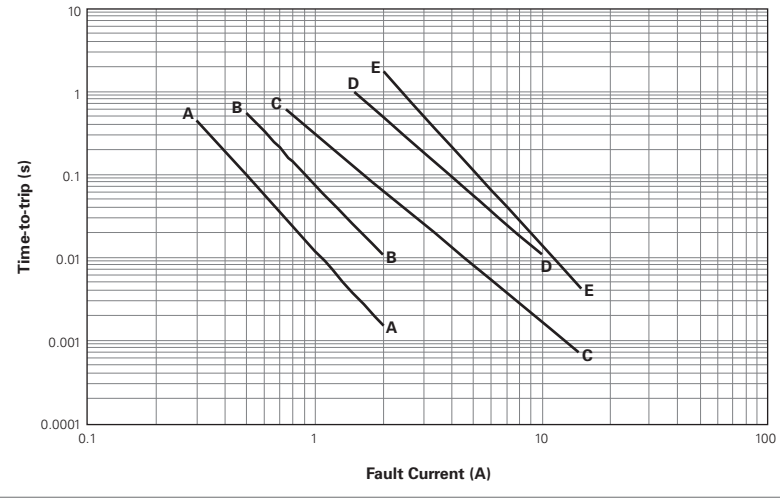

nanoSMDCxxxF

A = nanoSMDC012F
B = nanoSMDC016F
C = nanoSMDC020F
D = nanoSMDC035F
E = nanoSMDC050F/13.2
F = nanoSMDC075F
G = nanoSMDC110F
H = nanoSMDC150F

Figure S7

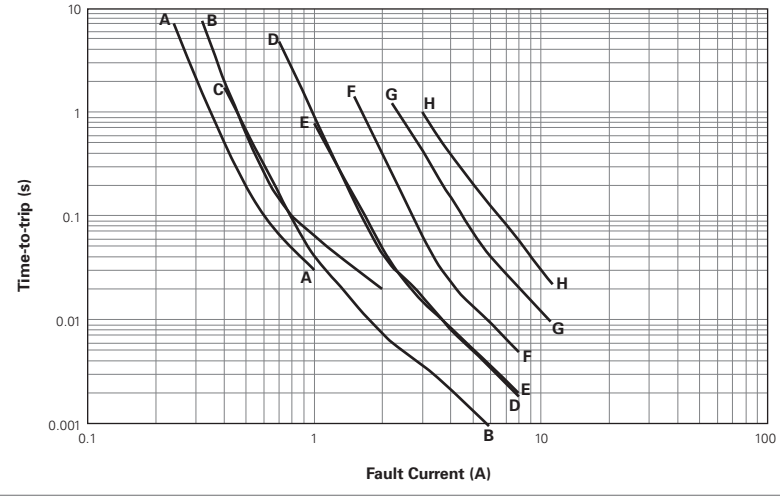

Figure S5-S15 Typical Time-to-trip Curves at 20°C for Surface-mount Devices Cont'd

nanoSMDC200F

A = nanoSMDC200F

Figure S8

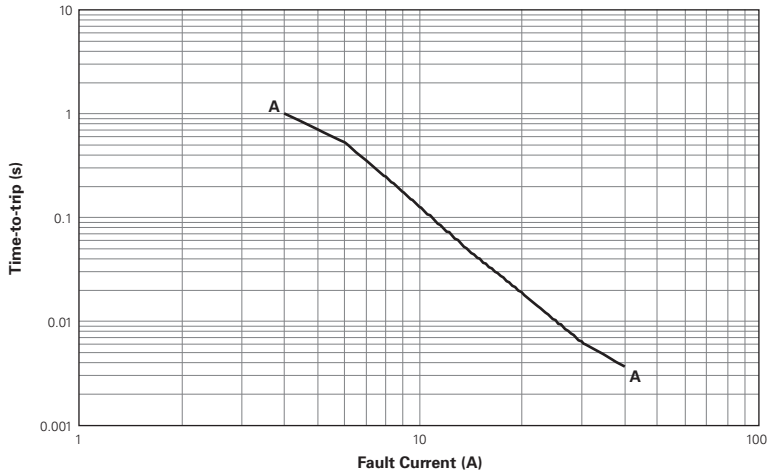

microSMDxxxF

A = microSMD005F
B = microSMD010F
C = microSMD035F
D = microSMD050F
E = microSMD075F
F = microSMD110F
G = microSMD150F
H = microSMD175F
I = microSMD200F

Figure S9

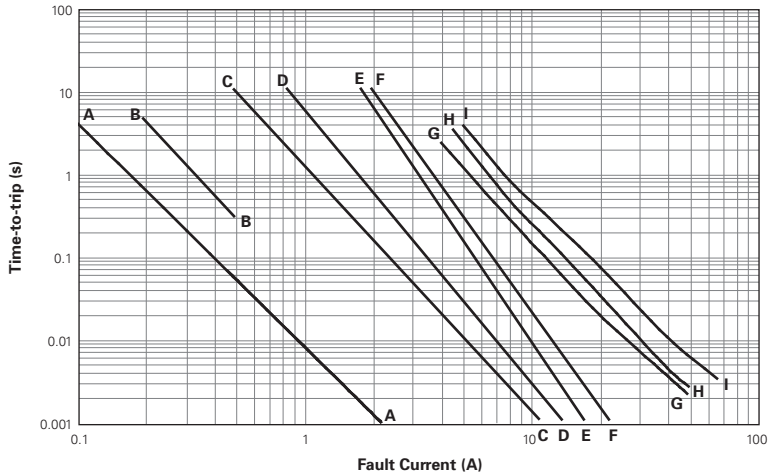

miniSMDCxxxF and miniSMDExxxF

A = miniSMDC010F, miniSMDC014F
B = miniSMDC020F
C = miniSMDC050F
D = miniSMDC075F, miniSMDC075F/24
E = miniSMDC100F, miniSMDC110F, miniSMDC110F/16, miniSMDC110F/24
F = miniSMDC125F, miniSMDC125F/16
G = miniSMDC150F, miniSMDC150F/12, miniSMDC150F/16, miniSMDC150F/24
H = miniSMDC160F
I = miniSMDC200F
J = miniSMDE190F
K = miniSMDC260F, miniSMDC260F/12, miniSMDC260F/13.2, miniSMDC260F/16

Figure S10

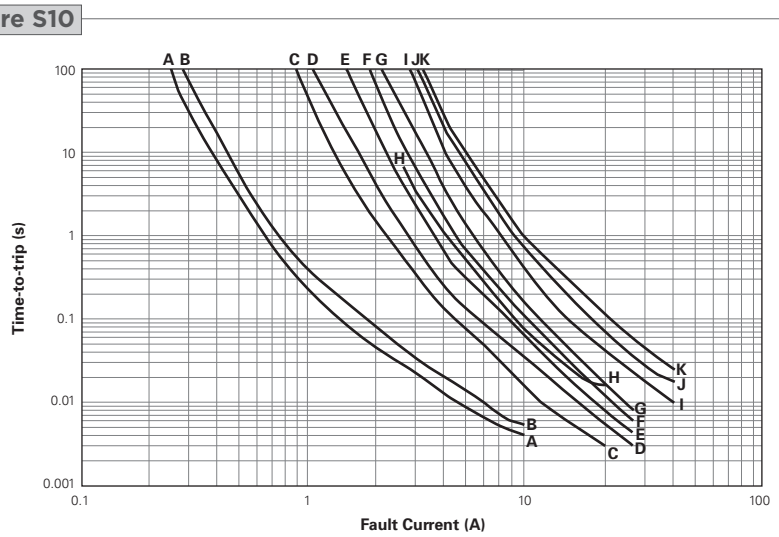

RoHS Compliant, ELV Compliant HF Halogen Free

Figure S5-S15 Typical Time-to-trip Curves at 20°C for Surface-mount Devices Cont'd

miniSMDC030F

A = miniSMDC030F

Figure S11

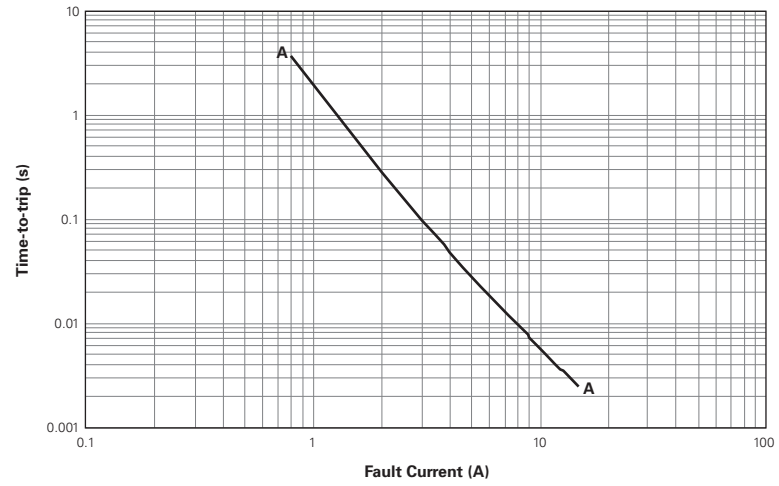

miniSMDC300F

A = miniSMDC300F

Figure S12

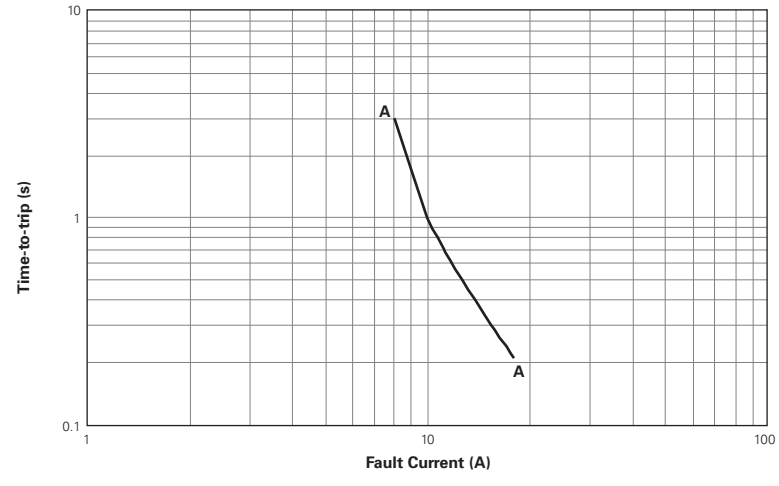

midSMD

A = SMD030F-2018
B = decaSMDC050F/60
C = SMD100F-2018
D = SMD150F-2018
E = SMD200F-2018

Figure S13

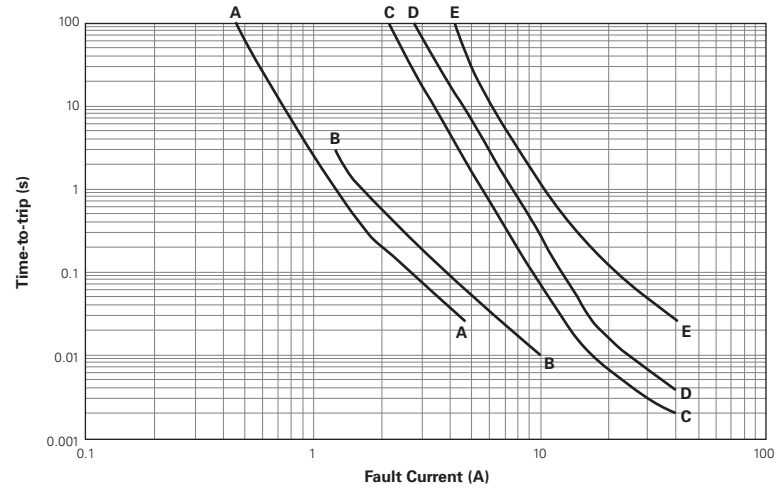

Figure S5-S15 Typical Time-to-trip Curves at 20°C for Surface-mount Devices Cont'd

SMDxxxF

A = SMD030F
B = SMD050F
C = SMD075F, SMD075F/60
D = SMDH120
E = SMD100F, SMD100F/33
F = SMD125F
G = SMD260F
H = SMD300F, SMD300F/15

Figure S14

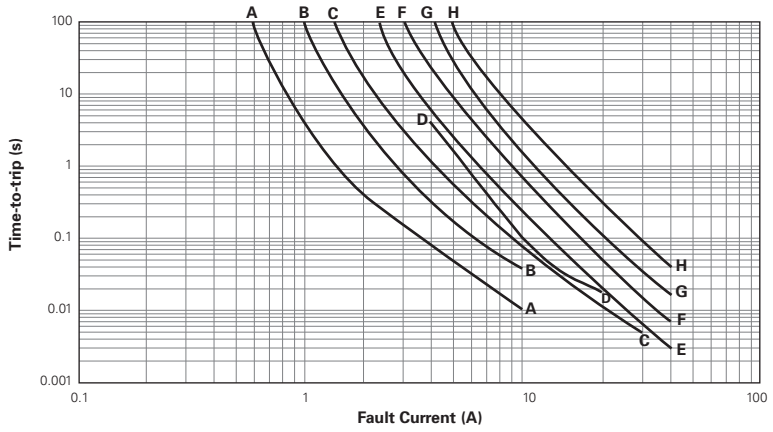

SMD2xxxF

A = SMD150F, SMD150F/33
B = SMDH160
C = SMD185F
D = SMD200F
E = SMD250F

Figure S15

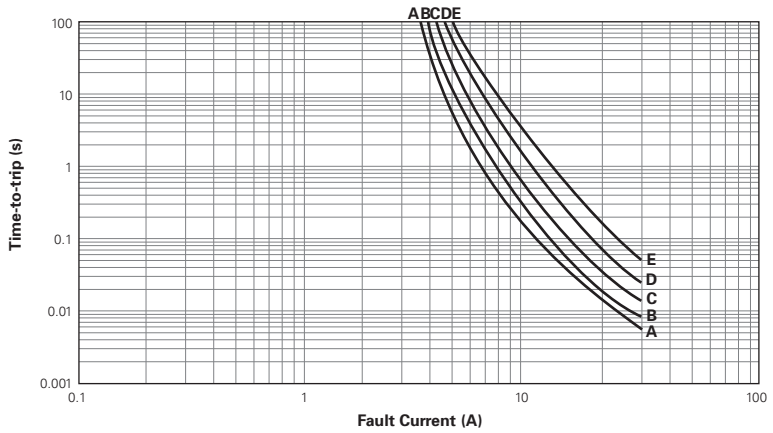

Table S5 Physical Characteristics and Environmental Specifications for Surface-mount Devices

Operating temperature range -40°C to 85°C, -40°C to 125°C for SMDH120 and SMDH160

Physical Characteristics

Terminal pad material	100% matte tin with nickel underplate
Soldering characteristics	ANSI/J-STD-002 Category 3 for femtoSMD, picoSMD, nanoSMD, microSMD and miniSMD series ANSI/J-STD-002 Category 1 for SMD series
Solder heat withstand	per IEC-STD 68-2-20, Test Tb, Section 5, Method 1A
Flammability resistance	per IEC 695-2-2 Needle Flame Test for 20 sec.
Recommended storage conditions	40°C max, 70% R.H. max; devices may not meet specified ratings if storage conditions are exceeded.

Environmental Specifications

Test	Test Method	Conditions	Resistance Change
Storage life	Raychem PS300, Section 5.3.2	60°C, 1000 hours	±3% typical
		85°C, 1000 hours	±5% typical
Humidity aging	Raychem PS300, Section 5.3.1	85°C, 85% RH, 100 hours	±1.2% typical
Thermal shock	MIL-STD-202, Method 107G	85°C, -40°C (20 times)	-33% typical
		125°C, -55°C (10 times)	-33% typical
Vibration	MIL-STD-883C	per MIL-STD-883C	No change
Solvent resistance	Raychem PS300, Section 5.2.2	Freon	No change
		Trichloroethane	No change
		Hydrocarbons	No change

Table S6 Packaging and Marking Information for Surface-mount Devices

	Part Number	Tape & Reel Quantity	Standard Package	Part Marking	Recommended Pad Layout Figures [mm(In.)] Dimension A (Nom.)	Dimension B (Nom.)	Dimension C (Nom.)	Agency Recognition
	femtoSMDC Series Size 1608 mm/0603 mils							
coming soon	femtoSMDC005F*	4,000	20,000	A	0.80 (0.032)	0.60 (0.024)	0.80 (0.032)	UL, CSA
coming soon	femtoSMDC010F*	4,000	20,000	B	0.80 (0.032)	0.60 (0.024)	0.80 (0.032)	UL, CSA
NEW	femtoSMDC016F	4,000	20,000	E	0.80 (0.032)	0.60 (0.024)	0.80 (0.032)	UL, CSA
	picoSMDC Series Size 2012 mm/0805 mils							
coming soon	picoSMDC010S*	4,000	20,000	C	1.50 (0.060)	1.00 (0.039)	1.20 (0.047)	Pending
coming soon	picoSMDC012S*	4,000	20,000	F	1.50 (0.060)	1.00 (0.039)	1.20 (0.047)	Pending
NEW	picoSMDC020S	4,000	20,000	H	1.50 (0.060)	1.00 (0.039)	1.20 (0.047)	UL, CSA
NEW	picoSMDC035S	4,000	20,000	I	1.50 (0.060)	1.00 (0.039)	1.20 (0.047)	UL, CSA
coming soon	picoSMDC075S*	3,000	15,000	M	1.50 (0.060)	1.00 (0.039)	1.20 (0.047)	Pending
coming soon	picoSMDC100S*	3,000	15,000	S	1.50 (0.060)	1.00 (0.039)	1.20 (0.047)	Pending
	nanoSMDC Series Size 3216 mm/1206 mils							
	nanoSMDC012F	3,000	15,000	P	1.60 (0.063)	1.00 (0.039)	2.00 (0.079)	UL, CSA, TÜV
	nanoSMDC016F	3,000	15,000	N	1.60 (0.063)	1.00 (0.039)	2.00 (0.079)	UL, CSA, TÜV
	nanoSMDC020F	3,000	15,000	02	1.60 (0.063)	1.00 (0.039)	2.00 (0.079)	UL, CSA, TÜV
	nanoSMDC035F	3,000	15,000	03	1.60 (0.063)	1.00 (0.039)	2.00 (0.079)	UL, CSA, TÜV
	nanoSMDC050F/13.2	3,000	15,000	M	1.60 (0.063)	1.00 (0.039)	2.00 (0.079)	UL, CSA, TÜV
	nanoSMDC075F	3,000	15,000	L	1.60 (0.063)	1.00 (0.039)	2.00 (0.079)	UL, CSA, TÜV
	nanoSMDC110F	3,000	15,000	K	1.60 (0.063)	1.00 (0.039)	2.00 (0.079)	UL, CSA, TÜV
	nanoSMDC150F	3,000	15,000	15	1.60 (0.063)	1.00 (0.039)	2.00 (0.079)	UL, CSA, TÜV
NEW	nanoSMDC200F	3,000	15,000	T	1.60 (0.063)	1.00 (0.039)	2.00 (0.079)	UL, CSA, TÜV
	microSMD Series Size 3225 mm/1210 mils							
	microSMD005F	4,000	20,000	05	2.50 (0.098)	1.00 (0.039)	2.00 (0.079)	UL, CSA, TÜV
	microSMD010F	4,000	20,000	10	2.50 (0.098)	1.00 (0.039)	2.00 (0.079)	UL, CSA, TÜV
	microSMD035F	4,000	20,000	3	2.50 (0.098)	1.00 (0.039)	2.00 (0.079)	UL, CSA, TÜV
	microSMD050F	4,000	20,000	50	2.50 (0.098)	1.00 (0.039)	2.00 (0.079)	UL, CSA, TÜV
	microSMD075F	4,000	20,000	75	2.50 (0.098)	1.00 (0.039)	2.00 (0.079)	UL, CSA, TÜV
	microSMD110F	4,000	20,000	11	2.50 (0.098)	1.00 (0.039)	2.00 (0.079)	UL, CSA, TÜV
	microSMD150F	4,000	20,000	15	2.50 (0.098)	1.00 (0.039)	2.00 (0.079)	UL, CSA, TÜV
	microSMD175F	4,000	20,000	17	2.50 (0.098)	1.00 (0.039)	2.00 (0.079)	UL, CSA, TÜV
	microSMD200F	3,000	15,000	20	2.50 (0.098)	1.00 (0.039)	2.00 (0.079)	UL, CSA, TÜV
	miniSMDC Series Size 4532 mm/1812 mils							
NEW	miniSMDC010F	2,000	10,000	10	2.95 (0.114)	1.68 (0.066)	3.10 (0.122)	UL, CSA
	miniSMDC014F	2,000	10,000	14	2.95 (0.114)	1.68 (0.066)	3.10 (0.122)	UL, CSA, TÜV
	miniSMDC020F	2,000	10,000	2	2.95 (0.114)	1.68 (0.066)	3.10 (0.122)	UL, CSA, TÜV
NEW	miniSMDC030F	2,000	10,000	3	2.95 (0.114)	1.68 (0.066)	3.10 (0.122)	UL, CSA
	miniSMDC050F	2,000	10,000	5	2.95 (0.114)	1.68 (0.066)	3.10 (0.122)	UL, CSA, TÜV
	miniSMDC075F	2,000	10,000	7	2.95 (0.114)	1.68 (0.066)	3.10 (0.122)	UL, CSA, TÜV
	miniSMDC075F/24	1,500	7,500	075F 24V	2.95 (0.114)	1.68 (0.066)	3.10 (0.122)	UL, CSA, TÜV
	miniSMDC100F	2,000	10,000	1	2.95 (0.114)	1.68 (0.066)	3.10 (0.122)	UL, CSA, TÜV
	miniSMDC110F	2,000	10,000	1	2.95 (0.114)	1.68 (0.066)	3.10 (0.122)	UL, CSA, TÜV
	miniSMDC110F/16	2,000	10,000	110F 16V	2.95 (0.114)	1.68 (0.066)	3.10 (0.122)	UL, CSA, TÜV
	miniSMDC110F/24	1,500	7,500	110F 24V	2.95 (0.114)	1.68 (0.066)	3.10 (0.122)	UL, CSA, TÜV
	miniSMDC125F	2,000	10,000	12	2.95 (0.114)	1.68 (0.066)	3.10 (0.122)	UL, CSA, TÜV
	miniSMDC125F/16	2,000	10,000	125F 16V	2.95 (0.114)	1.68 (0.066)	3.10 (0.122)	UL, CSA, TÜV
	miniSMDC150F	2,000	10,000	15	2.95 (0.114)	1.68 (0.066)	3.10 (0.122)	UL, CSA, TÜV
	miniSMDC150F/12	2,000	10,000	150F 12V	2.95 (0.114)	1.68 (0.066)	3.10 (0.122)	UL, CSA, TÜV
	miniSMDC150F/16	2,000	10,000	150 16V	2.95 (0.114)	1.68 (0.066)	3.10 (0.122)	UL, CSA, TÜV
	miniSMDC150F/24	1,000	5,000	150F 24V	2.95 (0.114)	1.68 (0.066)	3.10 (0.122)	UL, CSA, TÜV
	miniSMDC160F	2,000	10,000	16	2.95 (0.114)	1.68 (0.066)	3.10 (0.122)	UL, CSA, TÜV
	miniSMDC200F	2,000	10,000	20	2.95 (0.114)	1.68 (0.066)	3.10 (0.122)	UL, CSA, TÜV
	miniSMDC260F	2,000	10,000	260F	2.95 (0.114)	1.68 (0.066)	3.10 (0.122)	UL, CSA, TÜV
	miniSMDC260F/12	1,500	7,500	260F 12V	2.95 (0.114)	1.68 (0.066)	3.10 (0.122)	UL, CSA, TÜV
	miniSMDC260F/13.2	1,500	7,500	260F 13V	2.95 (0.114)	1.68 (0.066)	3.10 (0.122)	UL, CSA, TÜV
	miniSMDC260F/16	1,500	7,500	260F 16V	2.95 (0.114)	1.68 (0.066)	3.10 (0.122)	UL, CSA, TÜV
NEW	miniSMDC300F	2,000	10,000	30	2.95 (0.114)	1.68 (0.066)	3.10 (0.122)	UL, CSA

* Data is preliminary

Table S6 Packaging and Marking Information for Surface-mount Devices Cont'd

Part Number	Tape & Reel Quantity	Standard Package	Part Marking	Recommended Pad Layout Figures [mm(In.)] Dimension A (Nom.)	Dimension B (Nom.)	Dimension C (Nom.)	Agency Recognition
miniSMDE Series Size 11550 mm/4420 mils							
miniSMDE190F	5,000	20,000	19	4.75 (0.187)	1.45 (0.057)	9.57 (0.377)	UL, CSA, TÜV
midSMD Series Size 5050 mm/2018 mils							
SMD030F-2018	4,000	20,000	A03F	4.60 (0.18)	1.50 (0.059)	3.40 (0.134)	UL, CSA, TÜV
decaSMDC050F/60	1,000	5,000	050F 60V	4.32 (0.17)	1.40 (0.055)	3.61 (0.142)	UL, CSA, TÜV
SMD100F-2018	4,000	20,000	A10F	4.60 (0.18)	1.50 (0.059)	3.40 (0.134)	UL, CSA, TÜV
SMD150F-2018	4,000	20,000	A15F	4.60 (0.18)	1.50 (0.059)	3.40 (0.134)	UL, CSA, TÜV
SMD200F-2018	4,000	20,000	A20F	4.60 (0.18)	1.50 (0.059)	3.40 (0.134)	UL, CSA, TÜV
SMD Series Size 7555 mm/2920 mils							
SMD030F	2,000	10,000	030F	3.10 (0.12)	2.30 (0.09)	5.10 (0.201)	UL, CSA, TÜV
SMD050F	2,000	10,000	050F	3.10 (0.12)	2.30 (0.09)	5.10 (0.201)	UL, CSA, TÜV
SMD075F	2,000	10,000	075F	3.10 (0.12)	2.30 (0.09)	5.10 (0.201)	UL, CSA, TÜV
SMD075F/60	2,000	10,000	756F	3.10 (0.12)	2.30 (0.09)	5.10 (0.201)	UL, CSA, TÜV
SMD100F	2,000	10,000	100F	3.10 (0.12)	2.30 (0.09)	5.10 (0.201)	UL, CSA, TÜV
SMD100F/33	2,000	10,000	103F	3.10 (0.12)	2.30 (0.09)	5.10 (0.201)	UL, CSA, TÜV
SMDH120	2,000	10,000	H12	3.10 (0.12)	2.30 (0.09)	5.10 (0.201)	UL, CSA, TÜV
SMD125F	2,000	10,000	125F	3.10 (0.12)	2.30 (0.09)	5.10 (0.201)	UL, CSA, TÜV
SMD260F	2,000	10,000	260F	3.10 (0.12)	2.30 (0.09)	5.10 (0.201)	UL, CSA, TÜV
SMD300F	2,000	10,000	300F	3.10 (0.12)	2.30 (0.09)	5.10 (0.201)	UL, CSA, TÜV
NEW SMD300F/15	2,000	10,000	315F	3.10 (0.12)	2.30 (0.09)	5.10 (0.201)	UL, CSA
SMD2 Devices Size 8763 mm/3425 mils							
SMD150F	1,500	7,500	150F	4.60 (0.18)	2.30 (0.09)	6.10 (0.240)	UL, CSA, TÜV
SMD150F/33	1,500	7,500	153F	4.60 (0.18)	2.30 (0.09)	6.10 (0.240)	UL, CSA, TÜV
SMDH160	1,500	7,500	160F	4.60 (0.18)	2.30 (0.09)	6.10 (0.240)	UL, CSA, TÜV
SMD185F	1,500	7,500	185F	4.60 (0.18)	2.30 (0.09)	6.10 (0.240)	UL, CSA, TÜV
SMD200F	1,500	7,500	200F	4.60 (0.18)	2.30 (0.09)	6.10 (0.240)	UL, CSA, TÜV
SMD250F	1,500	7,500	250F	4.60 (0.18)	2.30 (0.09)	6.10 (0.240)	UL, CSA, TÜV

Figure S16 Recommended Pad Layout for Surface-mount Devices

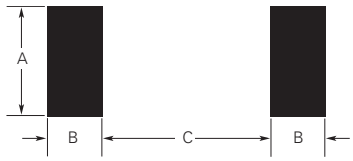

10

Agency Recognition for Surface-mount Devices

UL	File # E74889 for all surface-mount devices
CSA	File # CA78165 for all surface-mount devices
TÜV	Certificate number available upon request (certified to IEC 60730-1)

RoHS Compliant, ELV Compliant HF Halogen Free

Solder Reflow and Rework Recommendation for Surface-mount Devices

Classification Reflow Profiles

Profile Feature	Sn-Pb Eutectic Assembly	Pb-Free Assembly
Average ramp up rate (Ts_{MAX} to Tp)	3°C/second max.	3°C/second max.
Preheat		
• Temperature min. (Ts_{MIN})	100°C	150°C
• Temperature max. (Ts_{MAX})	150°C	200°C
• Time (ts_{MIN} to ts_{MAX})	60-120 seconds	60-120 seconds
Time maintained above:		
• Temperature (T_L)	183°C	217°C
• Time (t_L)	60-150 seconds	60-150 seconds
Peak/Classification temperature (Tp)	235°C	260°C
Time within 5°C of actual peak temperature		
Time (tp)	20 seconds max.	30 seconds max.
Ramp down rate	3°C/second max.	3°C/second max.
Time 25°C to peak temperature	6 minutes max.	8 minutes max.

Note: All temperatures refer to topside of the package, measured on the package body surface.

Figure S17

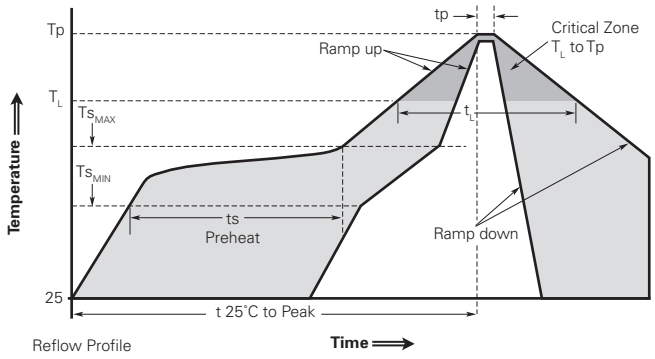

Solder Reflow

- Recommended reflow methods:
  - IR
  - Hot air
  - Nitrogen
- Recommended maximum paste thickness: 0.25mm (0.010 inch)
- Devices can be cleaned using standard methods and aqueous solvents.
- We believe the optimum conditions for forming acceptable solder fillets occur when a reasonable amount of solder paste is placed underneath each device's termination. As such, we request that customers comply with our recommended solder pad layouts.
- Customer should validate that the solder paste amount and reflow recommendations meet its application.
- We request that customer board layouts refrain from placing raised features (e.g. vias, nomenclature, traces, etc.) underneath PolySwitch devices. It is possible that raised features could negatively impact solderability performance of our devices.

Rework

- femtoSMD, picoSMD, nanoSMD, microSMD and miniSMD series: standard industry practices.
  Please also avoid direct contact to the device.
- SMD series: rework should be confined to removal of the installed product and replacement with a fresh device.

Table S7 Tape and Reel Specifications for Surface-mount Devices (in Millimeters)

Description	femtoSMDC EIA 481-1	picoSMDC EIA 481-1	nanoSMDC EIA 481-1	microSMD EIA 481-1	miniSMDC and decaSMDC050F/60 EIA 481-1	miniSMDE190 EIA 481-2	midSMD except decaSMDC050F/60 EIA 481-2	SMD EIA 481-2	SMD2 EIA 481-2
W	8.0 ± 0.30	8.0 ± 0.30	8.0 ± 0.30	8.0 ± 0.30	12.0 ± 0.30	24.0 ± 0.30	16.0 ± 0.30	16.0 ± 0.30	16.0 ± 0.30
P_0	4.0 ± 0.10	4.0 ± 0.10	4.0 ± 0.10	4.0 ± 0.10	4.0 ± 0.10	4.0 ± 0.10	4.0 ± 0.10	4.0 ± 0.10	4.0 ± 0.10
P_1	4.0 ± 0.10	4.0 ± 0.10	4.0 ± 0.10	4.0 ± 0.10	8.0 ± 0.10	8.0 ± 0.10	8.0 ± 0.10	8.0 ± 0.10	12.0 ± 0.10
P_2	2.0 ± 0.05	2.0 ± 0.05	2.0 ± 0.05	2.0 ± 0.05	2.0 ± 0.05	2.0 ± 0.10	2.0 ± 0.10	2.0 ± 0.10	2.0 ± 0.10
A_0	Table S8	Table S8	1.95 ± 0.10	2.9 ± 0.10	Table S8	5.70 ± 0.10	5.11 ± 0.15	5.6 ± 0.23	6.9 ± 0.23
B_0	Table S8	Table S8	Table S8	3.50 ± 0.10	Table S8	11.90 ± 0.10	5.6 ± 0.23	8.1 ± 0.15	9.6 ± 0.15
B_1 max.	4.35	4.35	4.35	4.35	8.2	20.1	12.1	12.1	12.1
D_0	1.55 ± .05	1.55 ± .05	1.55 ± .05	1.55 ± .05	1.5 + 0.10/ -.00	1.55 ± .05	1.5 + 0.10/ -.00	1.5 + 0.10/ -.00	1.5 + 0.10/ -.00
F	3.50 ± 0.05	3.50 ± 0.05	3.50 ± 0.05	3.50 ± 0.05	5.50 ± 0.05	11.50 ± 0.10	7.50 ± 0.10	7.50 ± 0.10	7.50 ± 0.10
E_1	1.75 ± 0.10	1.75 ± 0.10	1.75 ± 0.10	1.75 ± 0.10	1.75 ± 0.10	1.75 ± 0.10	1.75 ± 0.10	1.75 ± 0.10	1.75 ± 0.10
E_2 min.	6.25	6.25	6.25	6.25	10.25	22.25	14.25	14.25	14.25
T max.	0.6	0.6	0.6	0.6	0.6	0.6	0.6	0.6	0.6
T_1 max.	0.1	0.1	0.1	0.1	0.1	0.1	0.1	0.1	0.1
K_0	Table S8	Table S8	Table S8	Table S8	Table S8	0.95 ± 0.10	1.8 ± 0.15	3.2 ± 0.15	3.4 ± 0.15
Leader min.	390	390	390	390	390	400	400	400	400
Trailer min.	160	160	160	160	160	160	160	160	160

Table S8 Tape and Reel Specifications for Surface-mount Devices (in Millimeters)

	femtoSMDC005F femtoSMDC010F	femtoSMDC016F	All picoSMDC series except picoSMDC075S picoSMDC100S	picoSMDC075S picoSMDC100S	All nanoSMDC series except nanoSMDC012F nanoSMDC016F	nanoSMDC012F nanoSMDC016F
A_0	1.00 ± 0.1	1.00 ± 0.1	1.55 ± 0.1	1.60 ± 0.1	1.95 ± 0.1	1.95 ± 0.1
B_0	1.85 ± 0.1	1.85 ± 0.1	2.50 ± 0.1	2.45 ± 0.1	3.50 +0.1/-0.08	3.5 ± 0.1
K_0	0.90 ± 0.1	0.80 ± 0.1	0.86 ± 0.1	1.35 ± 0.1	0.89 ± 0.1	1.27 ± 0.1

	All microSMD series except microSMD200F	microSMD200F	miniSMDC014F~075F miniSMDC100F~110F/16 miniSMDC125F~150F/16 miniSMDC160F~260F	miniSMDC075F/24 miniSMDC110F/24 miniSMDC260F/12 miniSMDC260F/13.2 miniSMDC260F/16	miniSMDC150F/24	decaSMDC050F/60
A_0	2.9 ± 0.1	2.9 ± 0.1	3.5 ± 0.1	3.7 ± 0.1	3.7 ± 0.1	5.0 ± 0.1
B_0	3.5 ± 0.1	3.5 ± 0.1	4.95 ± 0.1	4.9 ± 0.1	4.9 ± 0.1	5.4 ± 0.1
K_0	0.9 ± 0.1	1.27 ± 0.1	0.9 ± 0.1	1.4 ± 0.1	1.78 ± 0.1	1.7 ± 0.1

Table S9 Reel Dimensions for Surface-mount Devices (in Millimeters)

	femto/pico/nano/microSMD	miniSMDC	miniSMDE190	midSMD	SMD	SMD2
A max.	185	185	330	330	330	330
N min.	50	50	60	50	50	50
W_1	8.4 + 1.5/-.00	12.4 + 2.0/-.00	24.4 + 2.0/-.00	16.4 + 2.0/-.00	16.4 + 2.0/-.00	16.4 + 2.0/-.00
W_2 max.	14.4	18.4	30.4	22.4	22.4	22.4

RoHS Compliant, ELV Compliant HF Halogen Free

Figure S18 EIA Referenced Taped Component Dimensions for Surface-mount Devices

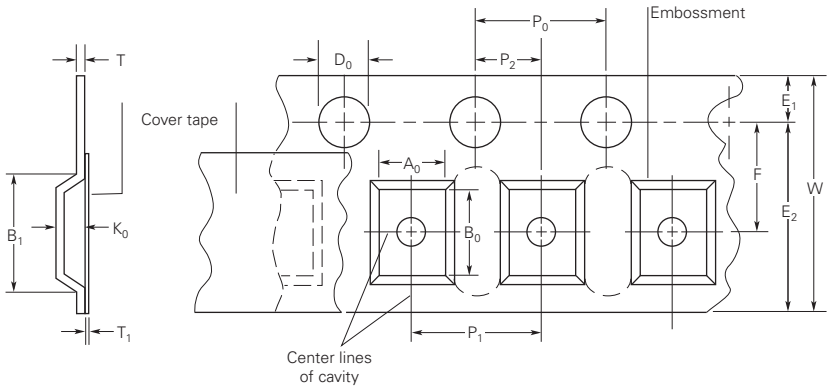

Figure S19 EIA Referenced Reel Dimensions for Surface-mount Devices

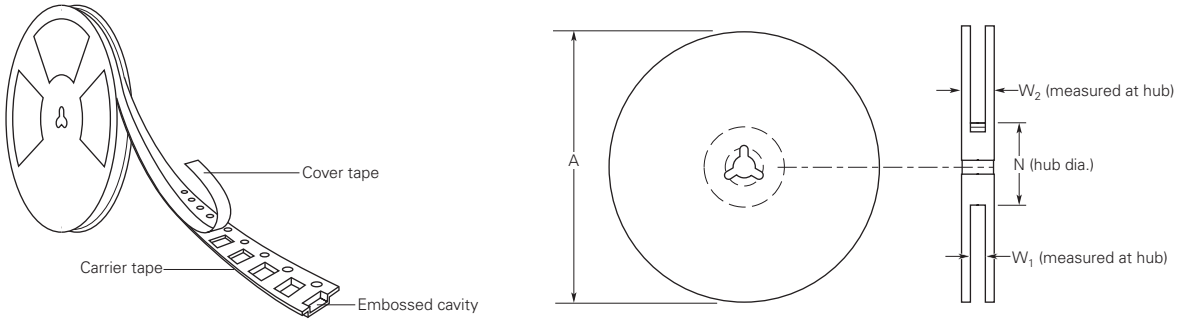

Part Numbering System for Surface-mount Devices

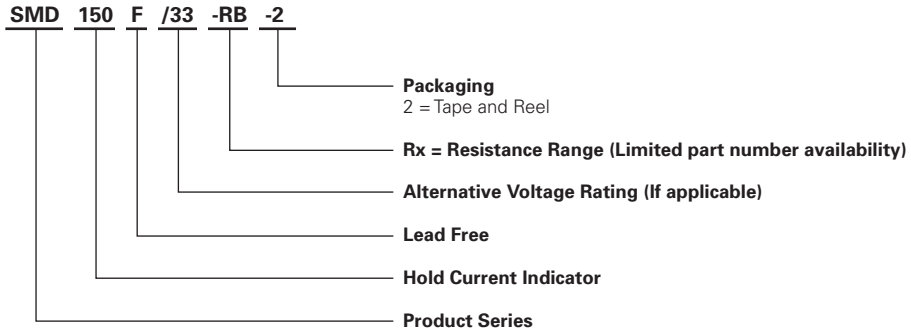

⚠ Warning :

- Users should independently evaluate the suitability of and test each product selected for their own application.
- Operation beyond the maximum ratings or improper use may result in device damage and possible electrical arcing and flame.
- These devices are intended for protection against damage caused by occasional overcurrent or overtemperature fault conditions and should not be used when repeated fault conditions or prolonged trip events are anticipated.
- Contamination of the PPTC material with certain silicone-based oils or some aggressive solvents can adversely impact the performance of the devices.
- Device performance can be impacted negatively if devices are handled in a manner inconsistent with recommended electronic, thermal, and mechanical procedures for electronic components.
- PPTC devices are not recommended for installation in applications where the device is constrained such that its PTC properties are inhibited, for example in rigid potting materials or in rigid housings, which lack adequate clearance to accommodate device expansion.
- Operation in circuits with a large inductance can generate a circuit voltage (Ldi/dt) above the rated voltage of the device.