TDK

3-terminal Filters(SMD Array)
For Cellular Phone

Conformity to RoHS Directive

MEA Series MEA1608LC Type

FEATURES

- 4-line LC filter are built in a one chip for high-density circuit design.
- 0.5mm low profile.
- For improvement of the mobile phone's frame(bit) error rate.
- This product is suitable for the LCD signal lines in mobile phone.

APPLICATIONS

For LCD and camera signal lines in mobile phone.

TEMPERATURE RANGES

Operating	–40 to +85°C

PRODUCT IDENTIFICATION

MEA	1608	L	C220	T
(1)	(2)	(3)	(4)	(5)

(1)Series name
(2)Dimensions L×W
(3)L type circuit
(4)Capacitance (pF)
C220: 22pF
(5)Packaging style T:Taping

PACKAGING STYLE AND QUANTITIES

Packaging style	Quantity
Taping	4000 pieces/reel

SHAPES AND DIMENSIONS/CIRCUIT DIAGRAM/RECOMMENDED PC BORARD PATTERN (REFLOW)

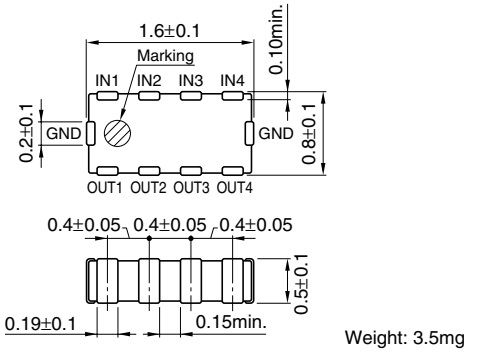

Weight: 3.5mg

Dimensions in mm

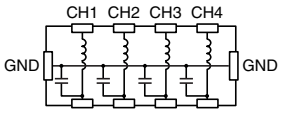



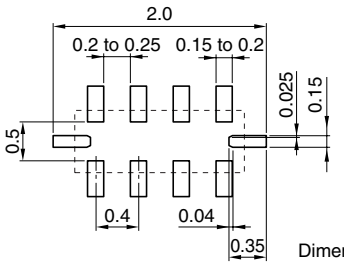

Dimensions in mm

ELECTRICAL CHARACTERISTICS

Part No.	Rated voltage (V)max.	Rated current (mA)max.	Capacitance (pF)	Attenuation(dB)typ. [800MHz to 2GHz]
MEA1608LC040	6.3	100	4	10
MEA1608LC060	6.3	100	6	15
MEA1608LC080	6.3	100	8	15
MEA1608LC100	6.3	100	10	20
MEA1608LC150	6.3	100	15	20
MEA1608LC220	6.3	100	22	20

- Conformity to RoHS Directive: This means that, in conformity with EU Directive 2002/95/EC, lead, cadmium, mercury, hexavalent chromium, and specific bromine-based flame retardants, PBB and PBDE, have not been used, except for exempted applications.
- Please contact our Sales office when your application are considered the following:
  The device's failure or malfunction may directly endanger human life (e.g. application for automobile/aircraft/medical/nuclear power devices, etc.)

• All specifications are subject to change without notice.

TYPICAL ELECTRICAL CHARACTERISTICS

ATTENUATION vs. FREQUENCY CHARACTERISTICS

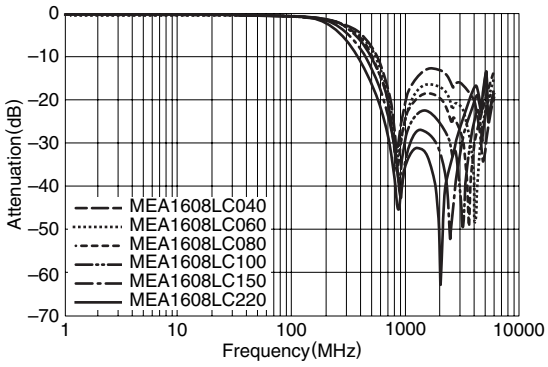

RECOMMENDED SOLDERING CONDITION

REFLOW SOLDERING

