MDS200

Glass Passivated Three Phase Rectifier Bridge

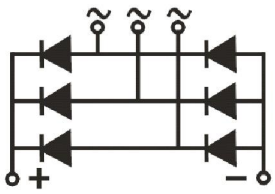



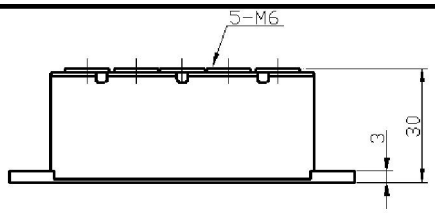

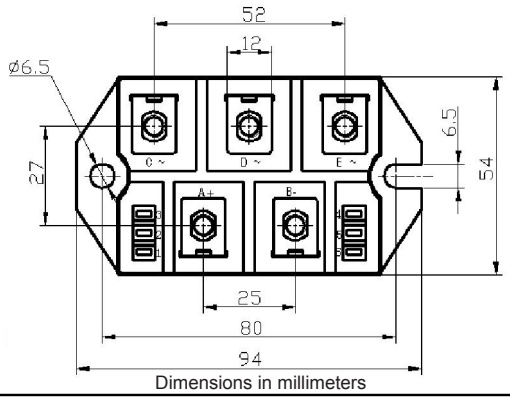

Dimensions in millimeters

Applications

- Three phase rectifiers for power supplies
- Rectifiers for DC motor field supplies
- Battery charger rectifiers
- Input rectifiers for variable frequency drives

Features

- Three phase bridge rectifier
- Blocking voltage:800 to 1800V
- Heat transfer through aluminum oxide DBC ceramic isolated metal baseplate
- Glass passivated chip
- UL recognized applied for file no. E360040

Module Type

TYPE	VRRM	VRSM
MDS200-08	800V	900V
MDS200-12	1200V	1300V
MDS200-16	1600V	1700V
MDS200-18	1800V	1900V

Maximum Ratings

Symbol	Conditions	Values	Units
I_D	Three phase, full wave Tc=100℃	200	A
I_{FSM}	t=10mS Tvj =45℃	2240	A
i^2t	t=10mS Tvj =45℃	25000	A^2s
Visol	a.c.50HZ;r.m.s.;1min	3000	V
Tvj		-40 to +150	℃
Tstg		-40 to +125	℃
Mt	To terminals(M6)	5±15%	Nm
Ms	To heatsink(M6)	5±15%	Nm
Weight	Module (Approximately)	194	g

Thermal Characteristics

Symbol	Conditions	Values	Units
Rth(j-c)	Per diode	0.45	℃/W
Rth(c-s)	Module (Approximately)	0.025	℃/W

Electrical Characteristics

Symbol	Conditions	Values			Units
		Min.	Typ.	Max.	
V_{FM}	T=25℃ I_F =300A	—	1.45	1.70	V
I_{RD}	T_{vj}=25℃ V_{RD}=V_{RRM} T_{vj}=150℃ V_{RD}=V_{RRM}	—	—	0.5 6	mA mA

MDS200

Performance Curves

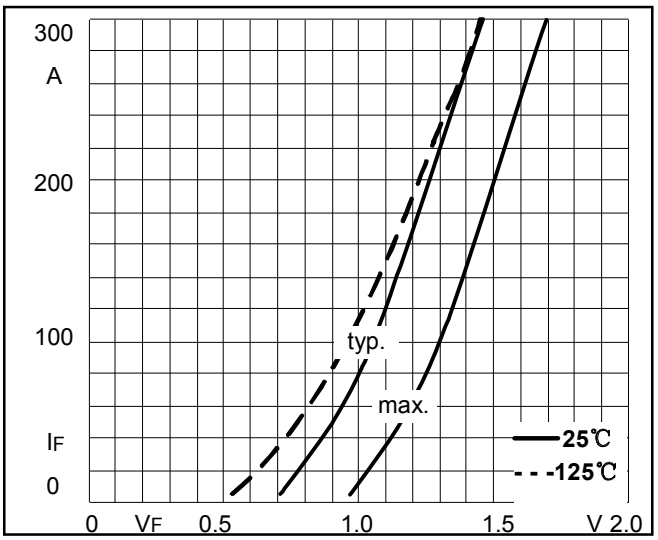

Fig1. Forward Characteristics

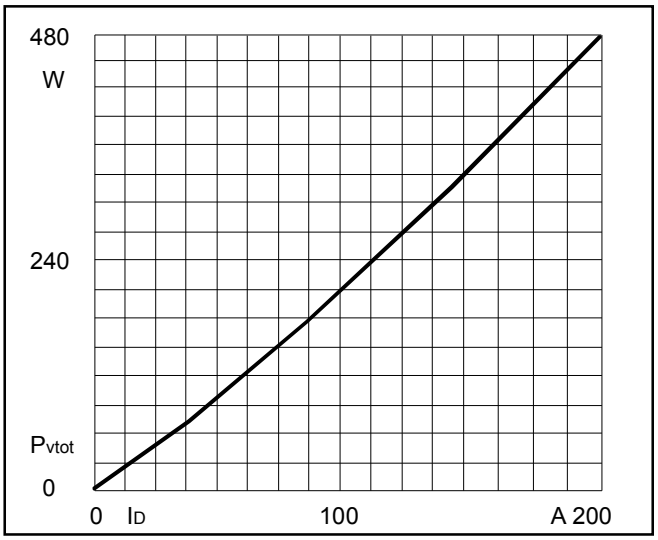

Fig2. Power dissipation

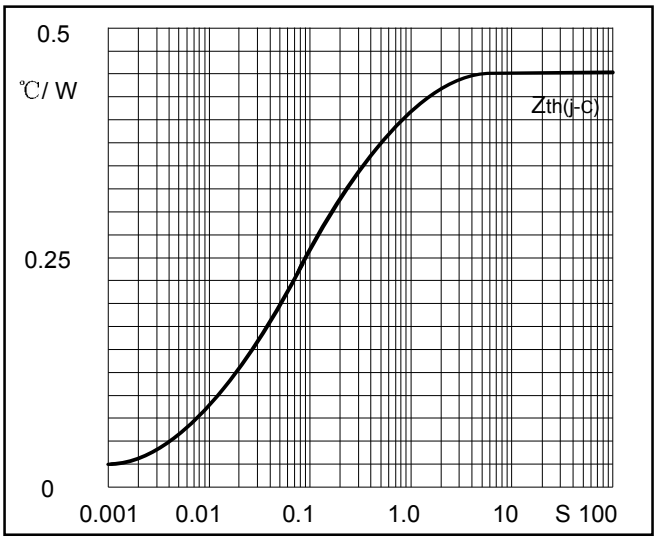

Fig3. Transient thermal impedance

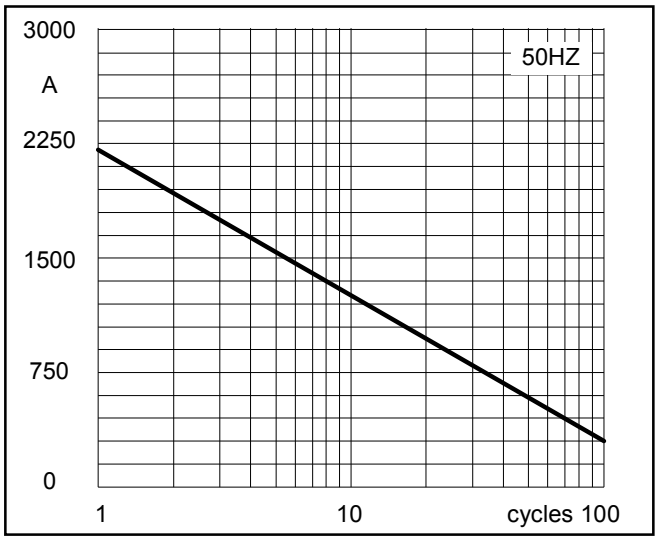

Fig4. Max Non-Repetitive Forward Surge Current

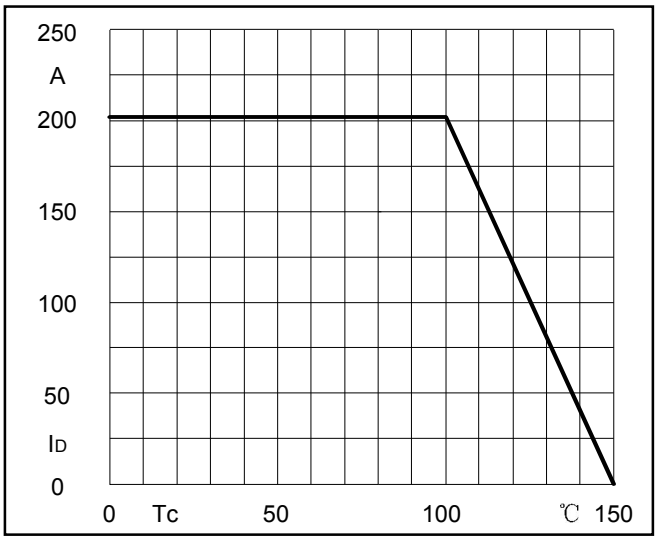

Fig5.Forward Current Derating Curve