TO-220 Plastic-Encapsulate Diodes

Schottky Rectifier

Features

- I_O 30A
- VRRM 200V
- High surge current capability
- Low Vf

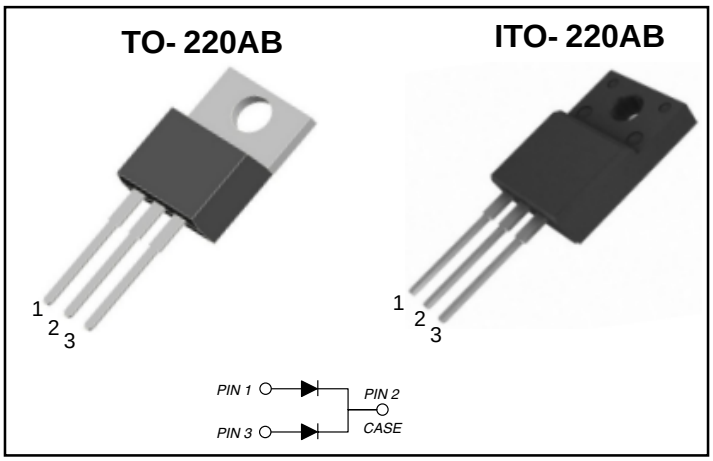

Applications

- Rectifier

Marking

- MBR30200L(F)CT

Limiting Values (Absolute Maximum Rating)

Item	Symbol	Unit	Test Conditions	MBR30200L(F)CT
Repetitive Peak Reverse Voltage	V_{RRM}	V		200
Average Rectified Output Current	I_o	A	60HZ Half-sine wave, Resistance load, Tc(Fig.1)	30.0
Surge(Non-repetitive)Forward Current	I_{FSM}	A	60Hz Half-sine wave ,1 cycle , Ta =25℃	200
Junction Temperature	T_J	℃		-55~+150
Storage Temperature	T_{STG}	℃		-55 ~ +150

Downloaded from alldatasheet.com

Electrical Characteristics (T_a=25℃ Unless otherwise specified）

Item	Symbol	Unit	Test Condition		MBR30200L(F)CT
Peak Forward Voltage	V_F	V	I_F=15.0A		0.9
Peak Reverse Current	I_{RRM1}	mA	$V_{RM}=V_{RRM}$	Ta =25℃	0.3
	I_{RRM2}			Ta =125℃	1.5
Thermal Resistance(Typical)	$R_{\theta J-C}$	℃/W	Between junction and case		2.0[1)]

Notes:

Thermal resistance from junction to case per leg with heat-sink size of 2"×3"×0.25" AL-plate

Typical Characteristics

FIG1: IF（AV）--Tc Derating

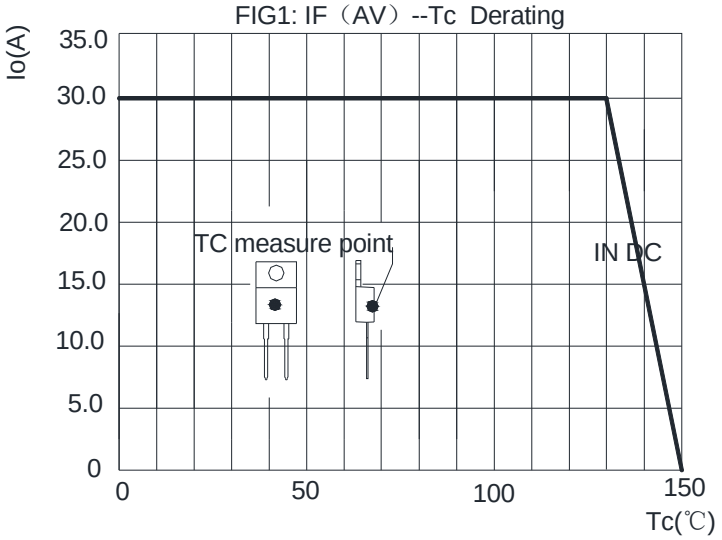

FIG2:Surge Forward Current Capadility

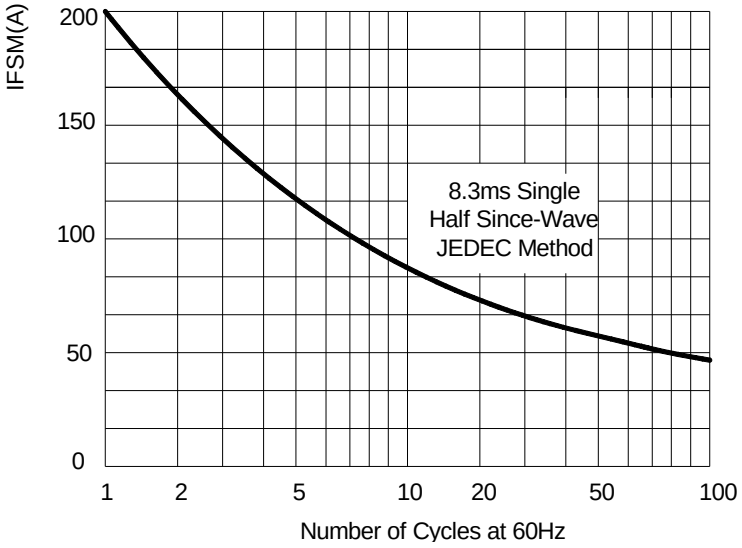

FIG3:Instantaneous Forward Voltage

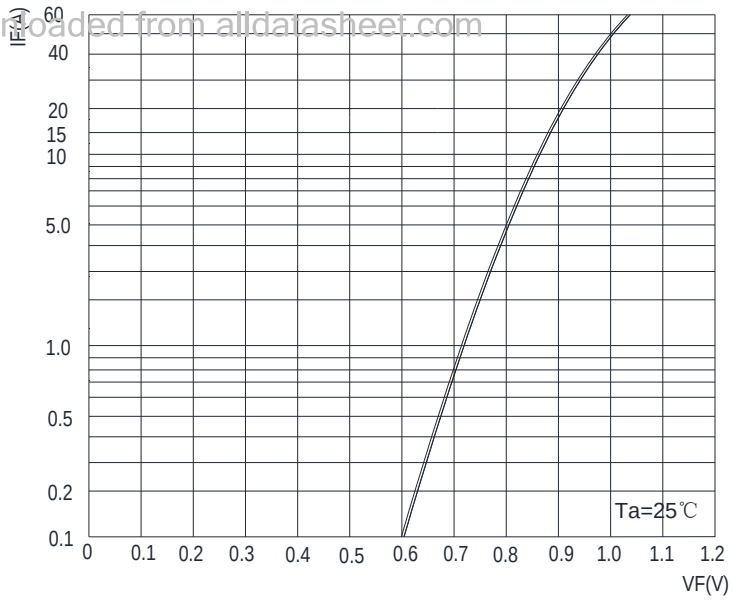

Downloaded from alldatasheet.com

FIG4:Typical Reverse Characteristics

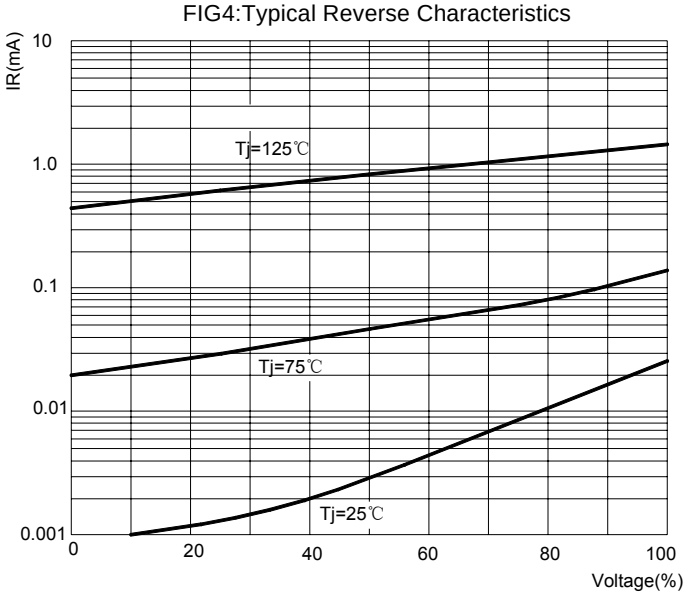

TO- 220 Package Outline Dimensions

TO-220AB

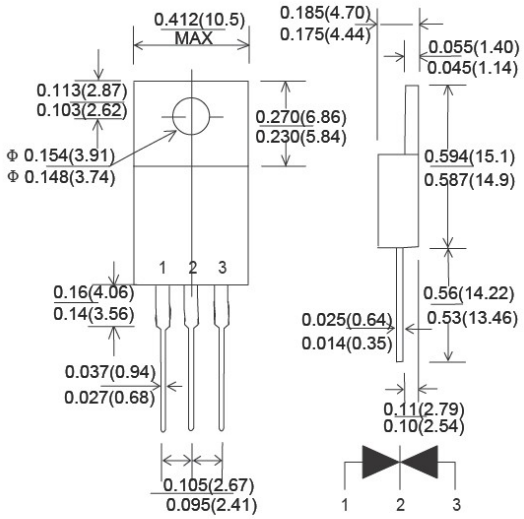

Unit ： inch （ mm ）

ITO-220AB

Downloaded from alldatasheet.com

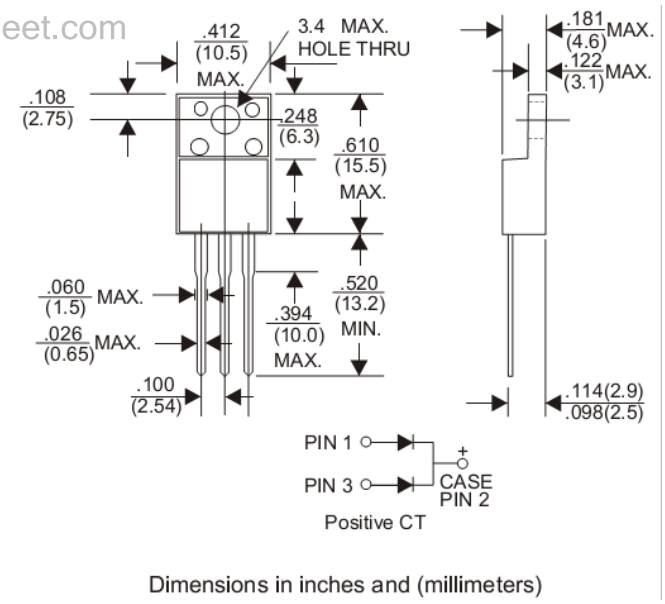

Dimensions in inches and (millimeters)

NOTICE

JSHD reserve the right to make modifications,enhancements, improvements, corrections or other changes without further notice to any product herein .JSHD does not assume any liability arising out of the application or use of any product described herein.