Leiditech

MB32S~MB325S

Schottky Mount glass Passivatd Bridge Rectifier

Features

- Schottky brrier chip
- Low power loss,high efficiency
- Ideally suited for automatic assembly
- High temperature soldering
  260℃/10 seconds at terminals
- Component in accordance to
  RoHS 2011/65/EU



MBS(TO-269AA)

RoHS COMPLIANT

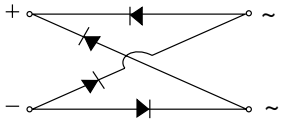

Mechanical Date

- **Case:** MBS
  Molding compound meets
  UL 94 V-0 flammability rating
- **Terminals:** Solder plated, solderable per
  MIL-STD-750， Method 2026
- **Polarity:**As marked on case
- **Marking:** type number

Major Ratings and Characteristics

$I_{F(AV)}$	3.0A
V_{RRM}	20 V to 250 V
I_{FSM}	80A
V_F	0.55V,0.7V,0.85V,0.9V,0.92V
$T_J$max.	150°C

Maximum Ratings & Thermal Characteristics (T_A=25℃ unless otherwise noted)

Items	Symbol	MB 32S	MB 33S	MB 34S	MB 345S	MB 35S	MB 36S	MB 38S	MB 310S	MB 315S	MB 320S	MB 325S	Unit
Maximum repetitive peak reverse voltage	V_{RRM}	20	30	40	45	50	60	80	100	150	200	250	V
Maximum RMS voltage	V_{RMS}	14	21	28	31	35	42	56	70	105	200	250	V
Maximum DC blocking voltage	V_{DC}	20	30	40	45	50	60	80	100	150	200	250	V
Maximum average forward rectified current at T_L=65℃	$I_{F(AV)}$	3.0											A
Peak forward surge current 8.3 ms single half sine-wave superimposed on rated load	I_{FSM}	80											A
Thermal resistance from junction to lead(1)	$R_{\theta JL}$	16											℃/W
Operating junction and storage temperature range	T_J ,T_{STG}	-55 to +150											℃

Electrical Characteristics (T_A=25℃ unless otherwise noted)

Items		Symbol	MB32S~ MB345S	MB35S~ MB36S	MB38S~ MB310S	MB315S~ MB320S	MB 325S	Unit
Forward voltage per element at I_F=3.0A		V_F	0.55	0.70	0.85	0.90	0.92	V
Peak reverse current at rated DC blocking voltage	T_A=25℃	I_R	0.1		0.05			mA
	T_A=100℃		10		5.0			

Note 1: Mounted on aluminum substrate PC board with 1.3mm^2 solder

Download from alldatasheet.com

Characteristics Curves (T_A=25℃ unless otherwise noted)

Fig.1 Foward Current Derating Curve

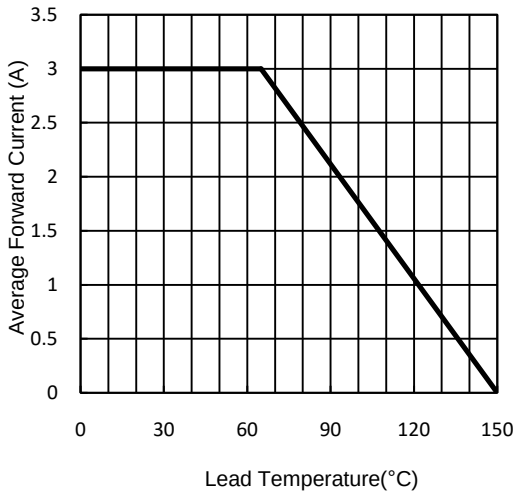

Fig.2 Maximum Non-Repetitive Peak Forward Surge Current

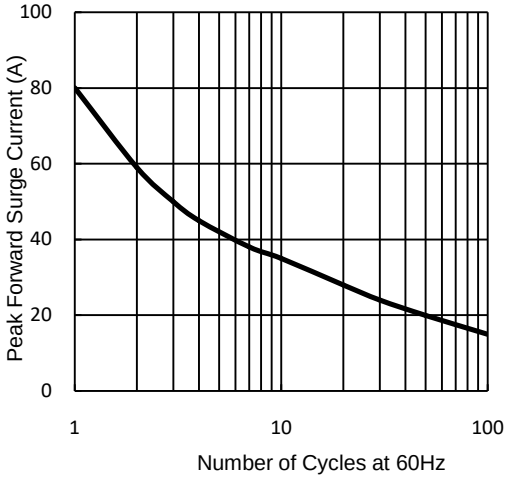

Fig.3 Typical Forward Current Characteristics

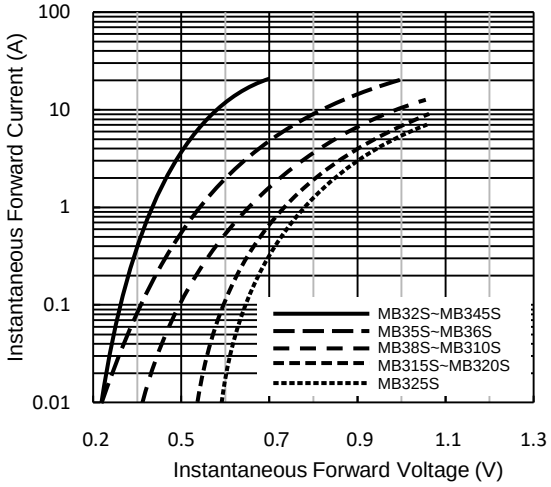

Fig.4 Typical Reverse Characteristics

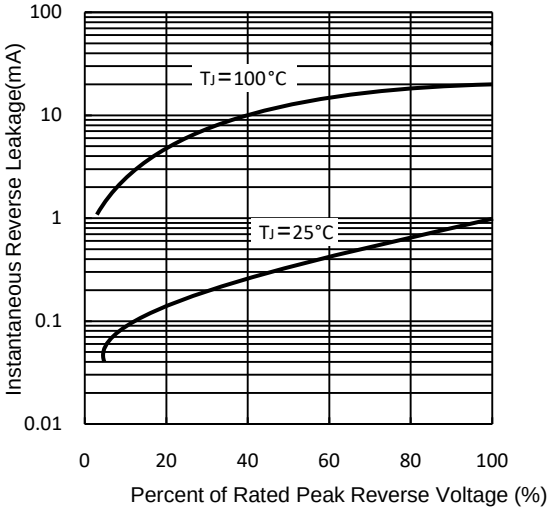

Download from alldatasheet.com

Package Outline

TO-269AA (MBS)

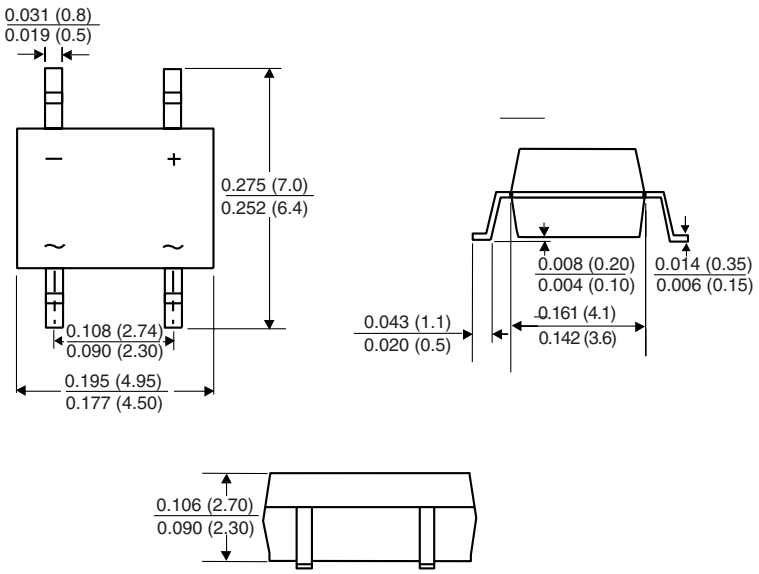

Mounting Pad Layout

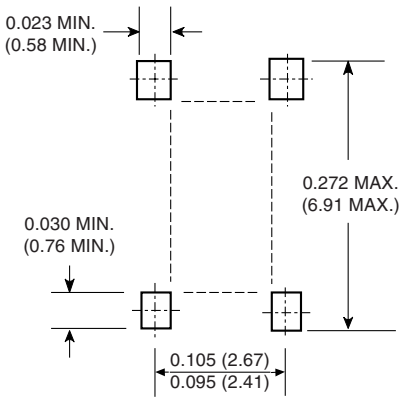

Dimensions in millimeters and (inches)

Shanghai Leiditech Electronic Co.,Ltd
Email: sale1@leiditech.com
Tel : +86- 021 50828806
Fax : +86- 021 50477059

Download from alldatasheet.com