MA30 Series

Silicon epitaxial planer type variable resistor

For temperature and reduced voltage compensation

Unit : mm

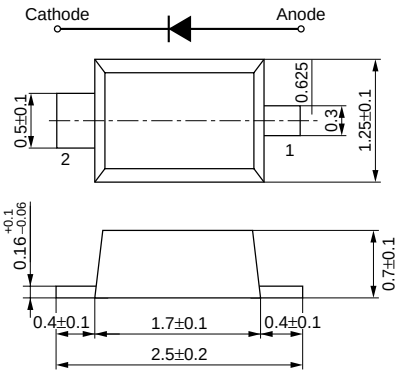

1 : Anode
2 : Cathode
S-Mini Type Package (2-pin)

■ Features

- S-Mini type package enabling high-density mounting
- Extremely small reverse current I_R
- Large power dissipation P_D
- Wide forward voltage V_F range

■ Absolute Maximum Ratings (Ta= 25˚C)

Parameter		Symbol	Rating	Unit
Reverse voltage (DC)		V_R	6	V
Forward current (DC)	MA30-A/B	I_{FM}	150	mA
	MA30W-A/B		100	
Power dissipation		P_D	100	mW
Junction temperature		T_j	125	˚C
Storage temperature		T_{stg}	– 55 to +125	˚C

■ Electrical Characteristics (Ta= 25˚C)

Parameter		Symbol	Condition	min	typ	max	Unit
Reverse current (DC)		I_R	V_R= 6V			1	µA
Forward voltage (DC)	MA30-A	V_{F1}	I_F=1.5mA	0.56		0.61	V
	MA30-B			0.59		0.64	
	MA30W-A/B		I_F=10µA	0.77			
Forward voltage (DC)	MA30W-A	V_{F2}	I_F= 3mA	1.18		1.28	V
	MA30W-B			1.26		1.36	
Temperature coefficient of forward voltage	MA30-A/B	$-\Delta V_F / \Delta T$*	I_F=1.5mA		2		mV/˚C
	MA30W-A/B		I_F= 3mA		4.6		

Note 1 : Rated input/output frequency : 100MHz
2 : * T_j= 25 to 125˚C

■ Marking

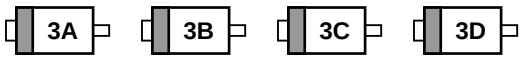

MA30-A MA30-B MA30W-A MA30W-B

Common characteristics chart of MA30

$I_F - V_F$

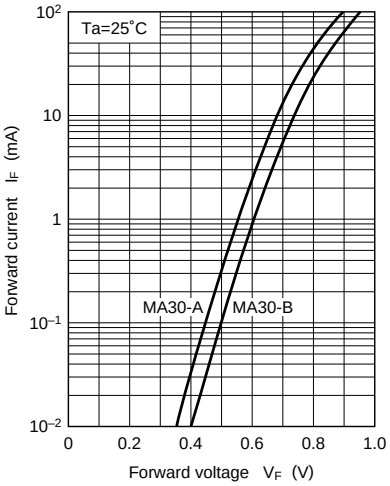

$V_F - Ta$

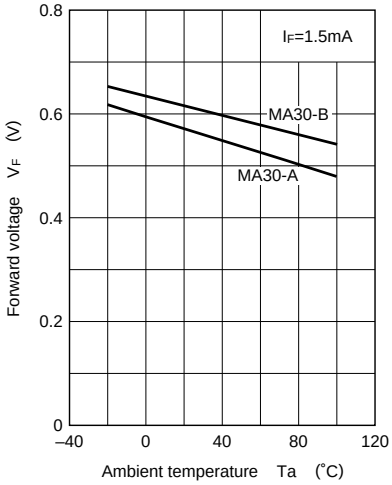

Characteristics chart of MA30W

$I_F - V_F$

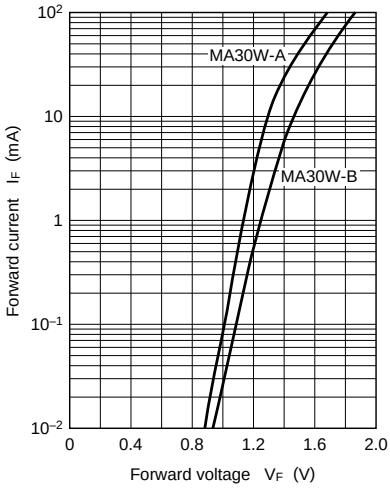

$V_F - Ta$

