Micro Commercial Components

Micro Commercial Components
20736 Marilla Street Chatsworth
CA 91311
Phone: (818) 701-4933
Fax: (818) 701-4939

M1FL THRU M7FL

1.0 Amp Glass Passivated Rectifier 50 to 1000 Volts

Features

- Halogen free available upon request by adding suffix "-HF"
- Epoxy meets UL 94 V-0 flammability rating
- Moisture Sensitivity Level 1
- Ideal for automated placement
- High forward surge capability
- ∉ Lead Free Finish/Rohs Compliant (Note1) ("P"Suffix designates Compliant. See ordering information)

Maximum Ratings

- Operating Temperature: -55°C to +150°C
- Storage Temperature: -55°C to +150°C
- Maximum Thermal Resistance; 20°C/W Junction To Lead

MCC Catalog Number	Device Marking	Maximum Reccurrent Peak Reverse Voltage	Maximum RMS Voltage	Maximum DC Blocking Voltage
M1FL	M1	50V	35V	50V
M2FL	M2	100V	70V	100V
M3FL	M3	200V	140V	200V
M4FL	M4	400V	280V	400V
M5FL	M5	600V	420V	600V
M6FL	M6	800V	560V	800V
M7FL	M7	1000V	700V	1000V

Electrical Characteristics @ 25°C Unless Otherwise Specified

Average Forward current	$I_{F(AV)}$	1.0A	T_L =120°C
Peak Forward Surge Current	I_{FSM}	30A	8.3ms,half sine
Maximum Instantaneous Forward Voltage	V_F	1.1V	I_{FM} = 1.0A
Maximum DC Reverse Current At Rated DC Blocking Voltage	I_R	5.0uA 100uA	Ta= 25°C T_a = 125°C

Note 1: High Temperature Solder Exemptions Applied, see EU Directive Annex 7.

DO-221AC
(SMA-FL)

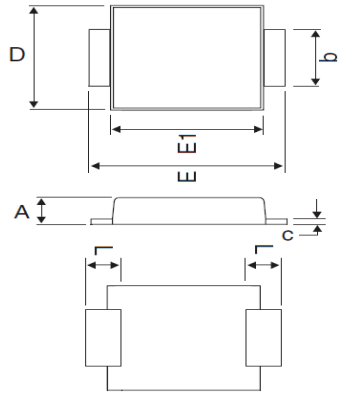

DIMENSIONS					
	INCHES		MM		
DIM	MIN	MAX	MIN	MAX	NOTE
A	.035	.047	0.90	1.20	
b	.049	.065	1.25	1.65	
C	.004	.016	0.10	0.40	
D	.089	.116	2.25	2.95	
E	.173	.220	4.40	5.60	
E1	.126	181	3.20	4.60	
L	.020	.059	0.50	1.50	

SUGGESTED SOLDER PAD LAYOUT

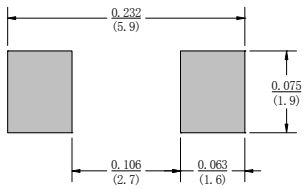

■ Characteristics (Typical)

FIG1：Io-TL Curve

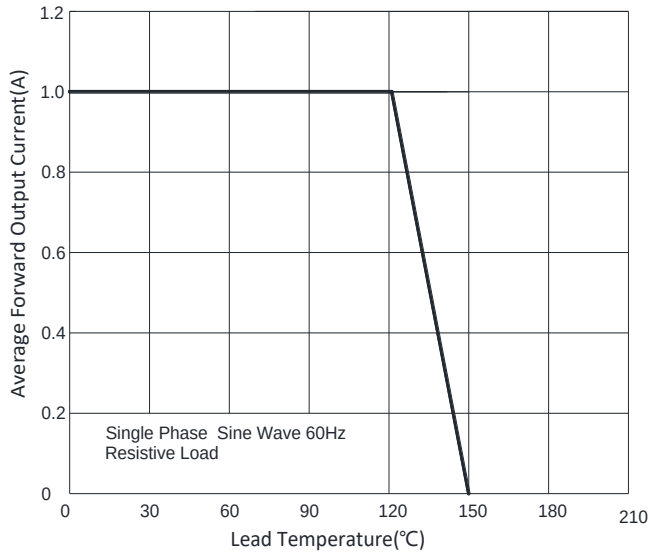

FIG2：Surge Forward Current Capability

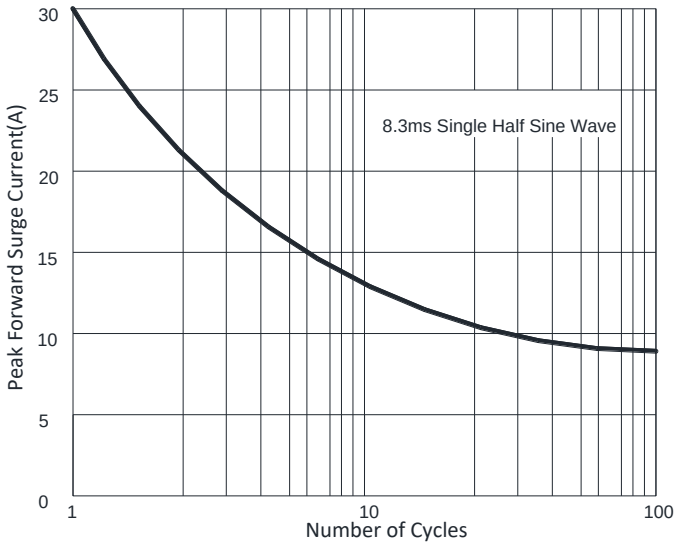

FIG3: Forward Voltage

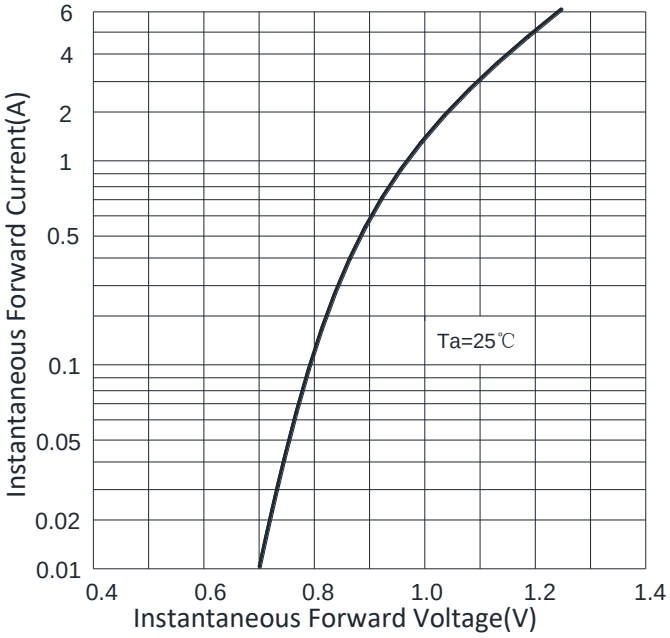

FIG4:Typical Reverse Characteristics

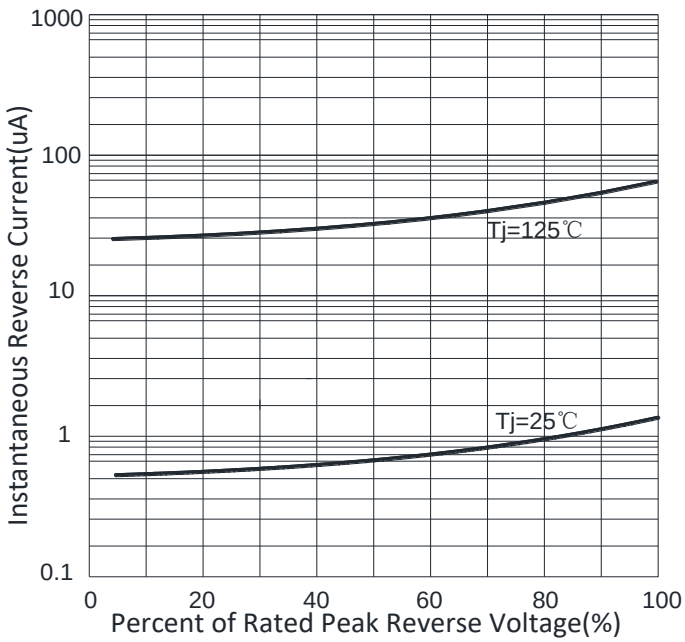

Micro Commercial Components

Ordering Information :

Device	Packing
Part Number-TP	Tape&Reel: 10Kpcs/Reel

Note : Adding "-HF" suffix for halogen free, eg. Part Number-TP-HF

*****IMPORTANT NOTICE*****

Micro Commercial Components Corp. reserves the right to make changes without further notice to any product herein to make corrections, modifications , enhancements , improvements , or other changes . ***Micro Commercial Components Corp .*** does not assume any liability arising out of the application or use of any product described herein; neither does it convey any license under its patent rights ,nor the rights of others . The user of products in such applications shall assume all risks of such use and will agree to hold ***Micro Commercial Components Corp .*** and all the companies whose products are represented on our website, harmless against all damages.

*****LIFE SUPPORT*****

MCC's products are not authorized for use as critical components in life support devices or systems without the express written approval of Micro Commercial Components Corporation.

*****CUSTOMER AWARENESS*****

Counterfeiting of semiconductor parts is a growing problem in the industry. Micro Commercial Components (MCC) is taking strong measures to protect ourselves and our customers from the proliferation of counterfeit parts. MCC strongly encourages customers to purchase MCC parts either directly from MCC or from Authorized MCC Distributors who are listed by country on our web page cited below. Products customers buy either from MCC directly or from Authorized MCC Distributors are genuine parts, have full traceability, meet MCC's quality standards for handling and storage. **MCC will not provide any warranty coverage or other assistance for parts bought from Unauthorized Sources.** MCC is committed to combat this global problem and encourage our customers to do their part in stopping this practice by buying direct or from authorized distributors.